

Lampiran 1

KUESIONER PENGUMPULAN DATA PENGARUH GAYA KEPEMIMPINAN PATERNALISTIK DAN KEPEMIMPINAN *LAISSEZ FAIRE* TERHADAP ETOS KERJA KARYAWAN DI CV. ALAM SUBUR SURABAYA

Petunjuk Pengisian Kuesioner

1. Mohon memberi tanda silang (X) pada jawaban yang Bapak/Ibu anggap paling sesuai.
2. Setiap pernyataan dan pertanyaan hanya membutuhkan satu jawaban saja.
3. Kriteria jawaban

5	4	3	2	1
Sangat Setuju	Setuju	Kurang Setuju	Tidak Setuju	Sangat Tidak Setuju

Identitas Responden

- 1) **JenisKelamin** : Laki-laki/Perempuan
- 2) **Umur** : Tahun
- 3) **Pendidikan** : SD/SMP/SMA/DIPLOMA/SARJANA S1
- 4) **MasaKerja** : Tahun

A. Gaya Kepemimpinan (X)

No	Item Pernyataan	1	2	3	4	5
Gaya Kepemimpinan Paternalistik (X₁)						
1	Pimpinan memperlakukan karyawannya seperti anak sendiri!					
2	Pimpinan bersikap terlalu melindungi dan mengayomi karyawannya!					
3	Pimpinan jarang meberikan kesempatan karyawannya untuk berinisiatif!					
4	Pimpinan jarang memberikan kesempatan kepada karyawannya untuk mengembangkan imajinasi dan daya kreativitasnya!					
5	Pimpinan bersikap maha tahu dan maha benar!					
Gaya Kepemimpinan <i>Laissez Faire</i> (X₂)						
6	Pimpinan memberikan kebebasan pada karyawannya dalam bekerja!					
7	Pimpinan tidak berpartisipasi langsung dalam setiap kegiatan kelompok!					
8	Pimpinan melimpahkan semua pekerjaan dan tanggung jawab kepada karyawannya!					
9	Pimpinan tidak mampu mengadakan koordinasi dan pengawasan yang baik terhadap karyawannya!					
10	Pimpinan tidak mempunyai kewibawaan!					

B. Etos Kerja Karyawan (Y) 1

No	Item Pertanyaan	1	2	3	4	5
1	Anda memiliki tingkat kedisiplinan serta integritas yang tinggi dalam bekerja!					
2	Anda termotivasi ketika mendapat penghargaan!					
3	Anda memiliki inisiatif yang tinggi dalam bekerja!					
4	Anda adalah orang yang selalu bertanggung jawab dalam setiap amanah yang diberikan perusahaan!					
5	Anda memiliki tingkat loyalitas yang tinggi terhadap perusahaan!					

Surabaya, 17 Februari 2016
Penulis

Tuan Tana Ibrahim
NIM: 20111221039

Tabulasi Jawaban Responden

No	Paternalistik (X1)								Laissez Faire (X2)							Etos Kerja (Y)								
	P1	P2	P3	P4	P5	TP	Total	Point	LF1	LF2	LF3	LF4	LF5	TLF	Total	Point	EK1	EK2	EK3	EK4	EK5	TEK	Total	Point
1	4	3	4	3	4	18	72	3	3	2	4	2	3	14	56	3	2	3	2	4	3	14	56	3
2	2	4	2	3	3	14	56	2	2	2	3	2	4	13	52	2	2	1	2	2	3	10	40	2
3	3	4	3	5	4	19	76	3	3	3	3	3	3	15	75	3	2	4	2	3	3	14	56	3
4	2	3	4	5	4	18	72	3	1	2	4	3	3	13	52	2	2	2	2	5	3	14	56	3
5	3	4	2	5	5	19	76	3	3	3	3	2	2	13	52	2	3	2	3	2	2	12	48	2
6	4	3	4	4	3	18	72	3	2	2	3	2	4	13	52	2	3	3	2	3	4	15	60	3
7	4	4	4	4	4	20	80	3	4	2	3	3	2	14	56	3	3	4	3	3	4	17	68	3
8	3	4	4	5	3	19	76	3	3	1	3	2	3	12	48	2	3	3	1	3	4	14	56	3
9	4	3	3	4	4	18	72	3	3	1	4	2	3	13	52	2	2	3	2	3	3	13	52	2
10	5	4	3	4	4	20	80	3	1	2	3	3	3	12	48	2	3	3	3	3	4	16	80	3
11	3	4	4	5	3	19	76	3	1	3	2	3	3	12	48	2	3	2	3	2	4	14	56	3
12	2	4	3	4	3	16	64	2	2	3	4	2	4	15	60	3	3	2	4	2	4	15	60	3
13	5	3	4	3	3	18	72	3	2	1	3	1	1	8	32	1	3	1	2	1	3	10	40	2
14	4	5	3	3	4	19	76	3	2	1	2	2	3	10	40	2	4	3	2	2	3	24	56	3
15	3	1	2	3	4	13	52	2	3	2	3	2	3	13	52	2	3	2	1	1	3	10	40	2
16	5	3	4	3	3	18	72	3	2	2	4	2	1	11	44	2	3	2	3	2	4	14	56	3
17	3	2	1	2	2	10	40	1	3	3	2	3	2	13	52	2	2	2	2	2	1	9	36	1
18	4	4	1	2	4	15	60	2	1	3	2	3	2	11	44	2	2	3	2	1	3	11	44	2
19	4	3	3	4	5	19	76	3	3	3	3	4	2	15	60	3	3	3	3	3	3	15	60	3
20	3	3	4	5	4	19	76	3	2	3	4	1	3	13	52	2	2	3	3	2	2	12	48	2
21	4	4	4	3	3	18	72	3	2	2	3	1	4	12	48	2	3	4	2	2	2	13	52	2
22	3	4	5	2	3	17	68	2	2	1	4	1	3	11	44	2	2	3	3	2	3	13	52	2
23	3	5	3	5	4	20	80	3	3	2	4	2	3	14	56	3	3	4	3	2	3	15	60	3
24	5	1	4	3	4	17	68	2	2	3	3	3	2	13	52	2	2	3	3	2	4	14	56	3
25	4	4	4	3	3	18	72	3	2	2	4	3	3	14	56	3	2	3	3	2	4	14	56	3
26	4	4	2	4	5	19	76	3	2	2	3	2	4	13	52	2	3	4	2	2	3	14	70	3
27	4	4	2	4	4	18	72	3	1	1	4	1	3	10	40	2	3	2	4	2	3	14	56	3
28	4	2	4	3	5	18	72	3	1	3	3	1	2	10	40	2	3	4	2	2	4	15	60	3
29	3	3	3	5	5	19	76	3	2	2	4	2	3	13	52	2	3	2	2	4	4	15	60	3
30	4	4	4	4	4	20	80	3	3	3	4	3	4	17	68	3	3	4	4	2	3	16	64	3
31	3	3	3	4	5	18	72	3	3	3	3	2	3	14	56	3	2	3	2	4	2	13	52	2
32	3	2	3	3	4	15	60	2	3	2	4	3	3	15	60	3	1	3	3	3	2	12	48	2
33	3	3	1	2	3	12	48	1	3	2	1	2	2	10	40	2	1	2	3	2	1	9	36	1
34	4	4	3	3	3	17	68	2	2	1	3	1	4	11	44	2	2	2	2	3	4	13	52	2
35	3	3	2	4	4	16	64	2	2	2	3	1	3	11	44	2	2	2	2	2	3	11	44	2

36	4	3	5	3	4	19	76	3	2	3	4	2	3	14	56	3	3	2	4	2	4	15	60	3
37	3	3	3	3	3	15	60	2	1	3	4	2	4	14	56	3	3	2	3	4	3	15	60	3
38	3	4	2	4	3	16	64	2	2	2	3	3	2	12	48	2	2	2	3	1	3	11	44	2
39	4	3	5	4	5	21	84	3	2	2	2	3	3	12	48	2	4	4	2	4	3	17	68	3
40	3	4	3	4	4	18	72	3	2	3	3	2	2	12	48	2	4	2	3	3	3	15	60	3
41	3	3	2	5	4	17	68	2	2	2	3	2	2	11	44	2	2	3	3	3	2	13	52	2
42	4	3	2	5	2	16	64	2	3	2	4	1	3	13	52	2	2	2	2	3	2	11	44	2
43	5	4	3	4	3	19	76	3	2	1	3	1	4	11	44	2	3	4	3	2	4	16	80	3
44	4	3	1	3	3	14	56	2	1	2	3	1	3	10	40	2	3	1	2	3	3	12	60	2
45	4	3	2	3	5	17	68	2	2	1	2	2	3	10	40	2	3	2	3	2	4	14	56	3
46	4	3	4	3	3	17	68	2	2	2	4	3	2	13	52	2	3	2	2	3	2	12	48	2
47	5	5	3	3	3	19	76	3	2	3	3	3	2	13	52	2	2	3	2	3	4	14	56	3
48	4	4	5	3	4	20	80	3	2	2	3	3	3	13	52	2	3	4	3	4	3	17	68	3
49	4	3	1	2	4	14	56	2	1	1	3	2	4	11	44	2	1	3	2	2	2	10	40	2
50	3	4	2	3	3	15	60	2	2	2	3	3	4	14	56	3	2	3	2	2	3	12	48	2
51	4	5	3	3	3	18	72	3	1	2	3	2	3	11	55	2	2	2	1	2	3	10	40	2
52	3	3	2	4	4	16	64	2	2	1	2	2	2	9	36	1	2	2	3	2	3	12	48	2
53	4	3	3	4	5	19	76	3	3	1	4	1	2	11	44	2	3	3	2	1	4	13	52	2
54	3	4	2	4	5	18	72	3	3	1	3	2	4	13	52	2	3	4	3	2	3	15	60	3
55	3	4	4	3	4	18	72	3	1	2	2	2	3	10	40	2	2	4	1	2	3	12	48	2
56	4	3	2	4	4	17	68	2	2	1	4	2	3	12	48	2	3	3	3	3	2	14	56	3
57	3	3	1	3	4	14	56	2	1	1	4	2	2	10	40	2	1	4	1	1	3	10	40	2
58	4	3	2	3	5	17	68	2	2	1	2	2	3	10	40	2	3	2	3	2	4	14	56	3
59	4	3	4	3	3	17	68	2	2	2	4	3	2	13	52	2	3	2	2	3	2	12	48	2
60	5	5	3	3	3	19	76	3	2	3	3	3	2	13	52	2	2	3	2	3	4	14	56	3
61	4	4	5	3	4	20	80	3	2	2	3	3	3	13	52	2	3	4	3	4	3	17	85	3
62	4	3	2	3	5	17	68	2	2	1	2	2	3	10	40	2	3	2	3	2	4	14	56	3
63	4	3	4	3	3	17	68	2	2	2	4	3	2	13	52	2	3	2	2	3	2	12	48	2

Lampiran 3

Uji F

ANOVA^a

Model		Sum of Squares	df	Mean Square	F	Sig.
1	Regression	2939.739	2	1469.869	26.355	.000 ^b
	Residual	3346.261	60	55.771		
	Total	6286.000	62			

a. Dependent Variable: Etos Kerja

b. Predictors: (Constant), Laissez Faire, Paternalistik

Sumber: olahan SPSS

Lampiran 4

Uji t

Coefficients^a

Model	Unstandardized Coefficients		Standardized Coefficients	T	Sig.	Collinearity Statistics	
	B	Std. Error	Beta			Tolerance	VIF
1 (Constant)	-4.448	9.142		-.487	.628		
Paternalistik	.797	.114	.671	6.970	.000	.956	1.046
Laissez Faire	.068	.129	.051	.529	.599	.956	1.046

a. Dependent Variable: Etos Kerja

Sumber: data diolah.

Lampiran 5

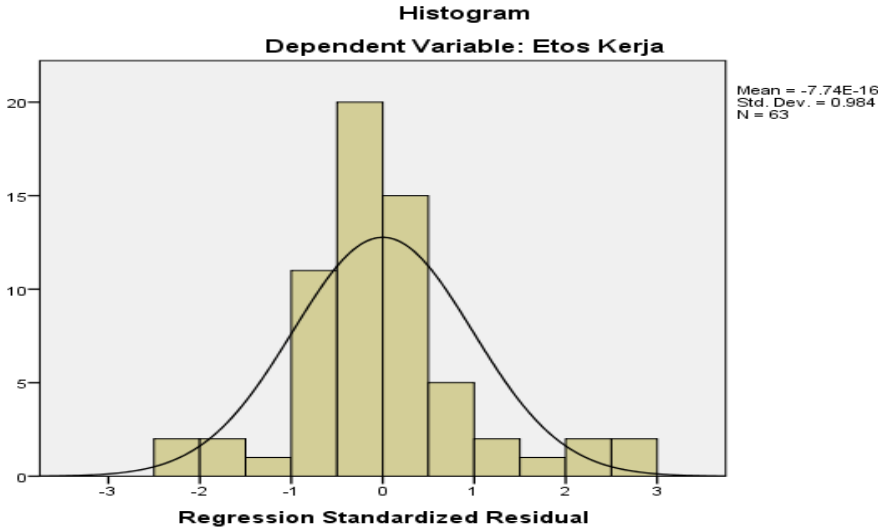
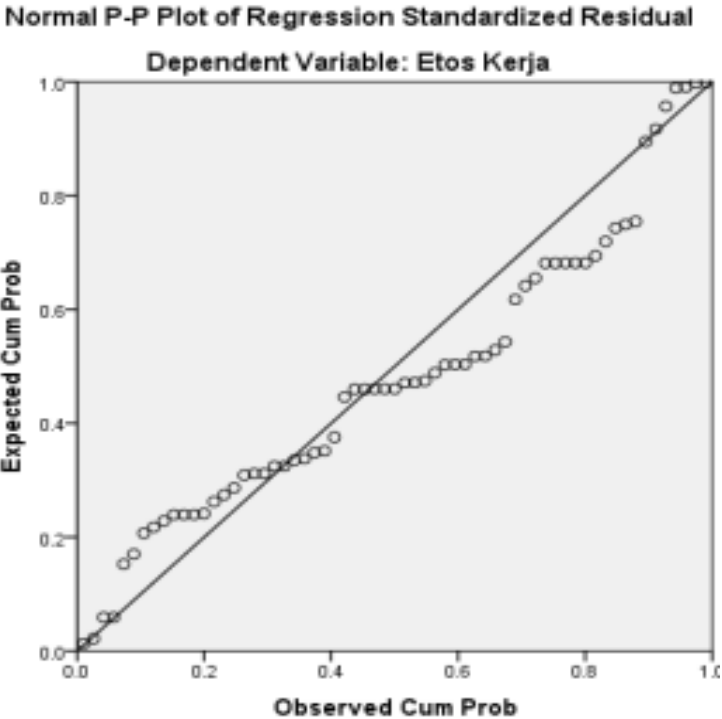
Uji Determinasi

Variabel	Etos Kerja Karyawan		
	Unstandardized Regresi	Koefisien	Sig.T
Constanta	-4.448		0.628
Paternalistik	0.797		0.000
<i>Laissez faire</i>	0.068		0.599
R ²		0.684	
F-Statistic		0.000	

Sumber: data olahan

Lampiran 6

Uji Normalitas



Sumber: dalata olhan

Lampiran 7

Uji Multikolinearitas

Model	Collinearity Statistics	
	Tolerance	VIF
1 (Constant)		
Paternalistik	0.956	1,046
Laissez Faire	0.956	1,046

Sumber: data diolah

Lampiran 8

Uji Autokorelasi

Model Summary^b

Model	R	R Square	Adjusted R Square	Std. Error of the Estimate	Durbin-Watson
1	.684 ^a	.468	.450	7.468	2.083

a. Predictors: (Constant), Laissez Faire, Paternalistik

b. Dependent Variable: Etos Kerja

Sumber: data diolah

Lampiran 9

Tabel t

Titik Persentase Distribusi t (df = 1 – 40)

Pr df	0.25 0.50	0.10 0.20	0.05 0.10	0.025 0.050	0.01 0.02	0.005 0.010	0.001 0.002
1	1.00000	3.07768	6.31375	12.70620	31.82052	63.65674	318.30884
2	0.81650	1.88562	2.91999	4.30265	6.96456	9.92484	22.32712
3	0.76489	1.63774	2.35336	3.18245	4.54070	5.84091	10.21453
4	0.74070	1.53321	2.13185	2.77645	3.74695	4.60409	7.17318
5	0.72669	1.47588	2.01505	2.57058	3.36493	4.03214	5.89343
6	0.71756	1.43976	1.94318	2.44691	3.14267	3.70743	5.20763
7	0.71114	1.41492	1.89458	2.36462	2.99795	3.49948	4.78529
8	0.70639	1.39682	1.85955	2.30600	2.89646	3.35539	4.50079
9	0.70272	1.38303	1.83311	2.26216	2.82144	3.24984	4.29681
10	0.69981	1.37218	1.81246	2.22814	2.76377	3.16927	4.14370
11	0.69745	1.36343	1.79588	2.20099	2.71808	3.10581	4.02470
12	0.69548	1.35622	1.78229	2.17881	2.68100	3.05454	3.92963
13	0.69383	1.35017	1.77093	2.16037	2.65031	3.01228	3.85198
14	0.69242	1.34503	1.76131	2.14479	2.62449	2.97684	3.78739
15	0.69120	1.34061	1.75305	2.13145	2.60248	2.94671	3.73283
16	0.69013	1.33676	1.74588	2.11991	2.58349	2.92078	3.68615
17	0.68920	1.33338	1.73961	2.10982	2.56693	2.89823	3.64577
18	0.68836	1.33039	1.73406	2.10092	2.55238	2.87844	3.61048
19	0.68762	1.32773	1.72913	2.09302	2.53948	2.86093	3.57940
20	0.68695	1.32534	1.72472	2.08596	2.52798	2.84534	3.55181
21	0.68635	1.32319	1.72074	2.07961	2.51765	2.83136	3.52715
22	0.68581	1.32124	1.71714	2.07387	2.50832	2.81876	3.50499
23	0.68531	1.31946	1.71387	2.06866	2.49987	2.80734	3.48496
24	0.68485	1.31784	1.71088	2.06390	2.49216	2.79694	3.46678
25	0.68443	1.31635	1.70814	2.05954	2.48511	2.78744	3.45019
26	0.68404	1.31497	1.70562	2.05553	2.47863	2.77871	3.43500
27	0.68368	1.31370	1.70329	2.05183	2.47266	2.77068	3.42103
28	0.68335	1.31253	1.70113	2.04841	2.46714	2.76326	3.40816
29	0.68304	1.31143	1.69913	2.04523	2.46202	2.75639	3.39624
30	0.68276	1.31042	1.69726	2.04227	2.45726	2.75000	3.38518
31	0.68249	1.30946	1.69552	2.03951	2.45282	2.74404	3.37490
32	0.68223	1.30857	1.69389	2.03693	2.44868	2.73848	3.36531
33	0.68200	1.30774	1.69236	2.03452	2.44479	2.73328	3.35634
34	0.68177	1.30695	1.69092	2.03224	2.44115	2.72839	3.34793
35	0.68156	1.30621	1.68957	2.03011	2.43772	2.72381	3.34005
36	0.68137	1.30551	1.68830	2.02809	2.43449	2.71948	3.33262
37	0.68118	1.30485	1.68709	2.02619	2.43145	2.71541	3.32563
38	0.68100	1.30423	1.68595	2.02439	2.42857	2.71156	3.31903
39	0.68083	1.30364	1.68488	2.02269	2.42584	2.70791	3.31279
40	0.68067	1.30308	1.68385	2.02108	2.42326	2.70446	3.30688

Pr df	0.25 0.50	0.10 0.20	0.05 0.10	0.025 0.050	0.01 0.02	0.005 0.010	0.001 0.002
41	0.68052	1.30254	1.68288	2.01954	2.42080	2.70118	3.30127
42	0.68038	1.30204	1.68195	2.01808	2.41847	2.69807	3.29595
43	0.68024	1.30155	1.68107	2.01669	2.41625	2.69510	3.29089
44	0.68011	1.30109	1.68023	2.01537	2.41413	2.69228	3.28607
45	0.67998	1.30065	1.67943	2.01410	2.41212	2.68959	3.28148
46	0.67986	1.30023	1.67866	2.01290	2.41019	2.68701	3.27710
47	0.67975	1.29982	1.67793	2.01174	2.40835	2.68456	3.27291
48	0.67964	1.29944	1.67722	2.01063	2.40658	2.68220	3.26891
49	0.67953	1.29907	1.67655	2.00958	2.40489	2.67995	3.26508
50	0.67943	1.29871	1.67591	2.00856	2.40327	2.67779	3.26141
51	0.67933	1.29837	1.67528	2.00758	2.40172	2.67572	3.25789
52	0.67924	1.29805	1.67469	2.00665	2.40022	2.67373	3.25451
53	0.67915	1.29773	1.67412	2.00575	2.39879	2.67182	3.25127
54	0.67906	1.29743	1.67356	2.00488	2.39741	2.66998	3.24815
55	0.67898	1.29713	1.67303	2.00404	2.39608	2.66822	3.24515
56	0.67890	1.29685	1.67252	2.00324	2.39480	2.66651	3.24226
57	0.67882	1.29658	1.67203	2.00247	2.39357	2.66487	3.23948
58	0.67874	1.29632	1.67155	2.00172	2.39238	2.66329	3.23680
59	0.67867	1.29607	1.67109	2.00100	2.39123	2.66176	3.23421
60	0.67860	1.29582	1.67065	2.00030	2.39012	2.66028	3.23171
61	0.67853	1.29558	1.67022	1.99962	2.38905	2.65886	3.22930
62	0.67847	1.29536	1.66980	1.99897	2.38801	2.65748	3.22696
63	0.67840	1.29513	1.66940	1.99834	2.38701	2.65615	3.22471
64	0.67834	1.29492	1.66901	1.99773	2.38604	2.65485	3.22253
65	0.67828	1.29471	1.66864	1.99714	2.38510	2.65360	3.22041
66	0.67823	1.29451	1.66827	1.99656	2.38419	2.65239	3.21837
67	0.67817	1.29432	1.66792	1.99601	2.38330	2.65122	3.21639
68	0.67811	1.29413	1.66757	1.99547	2.38245	2.65008	3.21446
69	0.67806	1.29394	1.66724	1.99495	2.38161	2.64898	3.21260
70	0.67801	1.29376	1.66691	1.99444	2.38081	2.64790	3.21079
71	0.67796	1.29359	1.66660	1.99394	2.38002	2.64686	3.20903
72	0.67791	1.29342	1.66629	1.99346	2.37926	2.64585	3.20733
73	0.67787	1.29326	1.66600	1.99300	2.37852	2.64487	3.20567
74	0.67782	1.29310	1.66571	1.99254	2.37780	2.64391	3.20406
75	0.67778	1.29294	1.66543	1.99210	2.37710	2.64298	3.20249
76	0.67773	1.29279	1.66515	1.99167	2.37642	2.64208	3.20096
77	0.67769	1.29264	1.66488	1.99125	2.37576	2.64120	3.19948
78	0.67765	1.29250	1.66462	1.99085	2.37511	2.64034	3.19804
79	0.67761	1.29236	1.66437	1.99045	2.37448	2.63950	3.19663
80	0.67757	1.29222	1.66412	1.99006	2.37387	2.63869	3.19526

Titik Persentase Distribusi t (df = 81 –120)

Pr df	0.25	0.10	0.05	0.025	0.01	0.005	0.001
	0.50	0.20	0.10	0.050	0.02	0.010	0.002
81	0.67753	1.29209	1.66388	1.98969	2.37327	2.63790	3.19392
82	0.67749	1.29196	1.66365	1.98932	2.37269	2.63712	3.19262
83	0.67746	1.29183	1.66342	1.98896	2.37212	2.63637	3.19135
84	0.67742	1.29171	1.66320	1.98861	2.37156	2.63563	3.19011
85	0.67739	1.29159	1.66298	1.98827	2.37102	2.63491	3.18890
86	0.67735	1.29147	1.66277	1.98793	2.37049	2.63421	3.18772
87	0.67732	1.29136	1.66256	1.98761	2.36998	2.63353	3.18657
88	0.67729	1.29125	1.66235	1.98729	2.36947	2.63286	3.18544
89	0.67726	1.29114	1.66216	1.98698	2.36898	2.63220	3.18434
90	0.67723	1.29103	1.66196	1.98667	2.36850	2.63157	3.18327
91	0.67720	1.29092	1.66177	1.98638	2.36803	2.63094	3.18222
92	0.67717	1.29082	1.66159	1.98609	2.36757	2.63033	3.18119
93	0.67714	1.29072	1.66140	1.98580	2.36712	2.62973	3.18019
94	0.67711	1.29062	1.66123	1.98552	2.36667	2.62915	3.17921
95	0.67708	1.29053	1.66105	1.98525	2.36624	2.62858	3.17825
96	0.67705	1.29043	1.66088	1.98498	2.36582	2.62802	3.17731
97	0.67703	1.29034	1.66071	1.98472	2.36541	2.62747	3.17639
98	0.67700	1.29025	1.66055	1.98447	2.36500	2.62693	3.17549
99	0.67698	1.29016	1.66039	1.98422	2.36461	2.62641	3.17460
100	0.67695	1.29007	1.66023	1.98397	2.36422	2.62589	3.17374
101	0.67693	1.28999	1.66008	1.98373	2.36384	2.62539	3.17289
102	0.67690	1.28991	1.65993	1.98350	2.36346	2.62489	3.17206
103	0.67688	1.28982	1.65978	1.98326	2.36310	2.62441	3.17125
104	0.67686	1.28974	1.65964	1.98304	2.36274	2.62393	3.17045
105	0.67683	1.28967	1.65950	1.98282	2.36239	2.62347	3.16967
106	0.67681	1.28959	1.65936	1.98260	2.36204	2.62301	3.16890
107	0.67679	1.28951	1.65922	1.98238	2.36170	2.62256	3.16815
108	0.67677	1.28944	1.65909	1.98217	2.36137	2.62212	3.16741
109	0.67675	1.28937	1.65895	1.98197	2.36105	2.62169	3.16669
110	0.67673	1.28930	1.65882	1.98177	2.36073	2.62126	3.16598
111	0.67671	1.28922	1.65870	1.98157	2.36041	2.62085	3.16528
112	0.67669	1.28916	1.65857	1.98137	2.36010	2.62044	3.16460
113	0.67667	1.28909	1.65845	1.98118	2.35980	2.62004	3.16392
114	0.67665	1.28902	1.65833	1.98099	2.35950	2.61964	3.16326
115	0.67663	1.28896	1.65821	1.98081	2.35921	2.61926	3.16262
116	0.67661	1.28889	1.65810	1.98063	2.35892	2.61888	3.16198
117	0.67659	1.28883	1.65798	1.98045	2.35864	2.61850	3.16135
118	0.67657	1.28877	1.65787	1.98027	2.35837	2.61814	3.16074
119	0.67656	1.28871	1.65776	1.98010	2.35809	2.61778	3.16013
120	0.67654	1.28865	1.65765	1.97993	2.35782	2.61742	3.15954

Titik Persentase Distribusi t (df = 121 –160)

Pr df	0.25	0.10	0.05	0.025	0.01	0.005	0.001
	0.50	0.20	0.10	0.050	0.02	0.010	0.002
121	0.67652	1.28859	1.65754	1.97976	2.35756	2.61707	3.15895
122	0.67651	1.28853	1.65744	1.97960	2.35730	2.61673	3.15838
123	0.67649	1.28847	1.65734	1.97944	2.35705	2.61639	3.15781
124	0.67647	1.28842	1.65723	1.97928	2.35680	2.61606	3.15726
125	0.67646	1.28836	1.65714	1.97912	2.35655	2.61573	3.15671
126	0.67644	1.28831	1.65704	1.97897	2.35631	2.61541	3.15617
127	0.67643	1.28825	1.65694	1.97882	2.35607	2.61510	3.15565
128	0.67641	1.28820	1.65685	1.97867	2.35583	2.61478	3.15512
129	0.67640	1.28815	1.65675	1.97852	2.35560	2.61448	3.15461
130	0.67638	1.28810	1.65666	1.97838	2.35537	2.61418	3.15411
131	0.67637	1.28805	1.65657	1.97824	2.35515	2.61388	3.15361
132	0.67635	1.28800	1.65648	1.97810	2.35493	2.61359	3.15312
133	0.67634	1.28795	1.65639	1.97796	2.35471	2.61330	3.15264
134	0.67633	1.28790	1.65630	1.97783	2.35450	2.61302	3.15217
135	0.67631	1.28785	1.65622	1.97769	2.35429	2.61274	3.15170
136	0.67630	1.28781	1.65613	1.97756	2.35408	2.61246	3.15124
137	0.67628	1.28776	1.65605	1.97743	2.35387	2.61219	3.15079
138	0.67627	1.28772	1.65597	1.97730	2.35367	2.61193	3.15034
139	0.67626	1.28767	1.65589	1.97718	2.35347	2.61166	3.14990
140	0.67625	1.28763	1.65581	1.97705	2.35328	2.61140	3.14947
141	0.67623	1.28758	1.65573	1.97693	2.35309	2.61115	3.14904
142	0.67622	1.28754	1.65566	1.97681	2.35289	2.61090	3.14862
143	0.67621	1.28750	1.65558	1.97669	2.35271	2.61065	3.14820
144	0.67620	1.28746	1.65550	1.97658	2.35252	2.61040	3.14779
145	0.67619	1.28742	1.65543	1.97646	2.35234	2.61016	3.14739
146	0.67617	1.28738	1.65536	1.97635	2.35216	2.60992	3.14699
147	0.67616	1.28734	1.65529	1.97623	2.35198	2.60969	3.14660
148	0.67615	1.28730	1.65521	1.97612	2.35181	2.60946	3.14621
149	0.67614	1.28726	1.65514	1.97601	2.35163	2.60923	3.14583
150	0.67613	1.28722	1.65508	1.97591	2.35146	2.60900	3.14545
151	0.67612	1.28718	1.65501	1.97580	2.35130	2.60878	3.14508
152	0.67611	1.28715	1.65494	1.97569	2.35113	2.60856	3.14471
153	0.67610	1.28711	1.65487	1.97559	2.35097	2.60834	3.14435
154	0.67609	1.28707	1.65481	1.97549	2.35081	2.60813	3.14400
155	0.67608	1.28704	1.65474	1.97539	2.35065	2.60792	3.14364
156	0.67607	1.28700	1.65468	1.97529	2.35049	2.60771	3.14330
157	0.67606	1.28697	1.65462	1.97519	2.35033	2.60751	3.14295
158	0.67605	1.28693	1.65455	1.97509	2.35018	2.60730	3.14261
159	0.67604	1.28690	1.65449	1.97500	2.35003	2.60710	3.14228
160	0.67603	1.28687	1.65443	1.97490	2.34988	2.60691	3.14195

Titik Persentase Distribusi t (df = 101 - 200)

df \ Pr	0.25	0.10	0.05	0.025	0.01	0.005	0.001
	0.50	0.20	0.10	0.050	0.02	0.010	0.002
161	0.67602	1.28683	1.65437	1.97481	2.34973	2.60671	3.14162
162	0.67601	1.28680	1.65431	1.97472	2.34959	2.60652	3.14130
163	0.67600	1.28677	1.65426	1.97462	2.34944	2.60633	3.14098
164	0.67599	1.28673	1.65420	1.97453	2.34930	2.60614	3.14067
165	0.67598	1.28670	1.65414	1.97445	2.34916	2.60595	3.14036
166	0.67597	1.28667	1.65408	1.97436	2.34902	2.60577	3.14005
167	0.67596	1.28664	1.65403	1.97427	2.34888	2.60559	3.13975
168	0.67595	1.28661	1.65397	1.97419	2.34875	2.60541	3.13945
169	0.67594	1.28658	1.65392	1.97410	2.34862	2.60523	3.13915
170	0.67594	1.28655	1.65387	1.97402	2.34848	2.60506	3.13886
171	0.67593	1.28652	1.65381	1.97393	2.34835	2.60489	3.13857
172	0.67592	1.28649	1.65376	1.97385	2.34822	2.60471	3.13829
173	0.67591	1.28646	1.65371	1.97377	2.34810	2.60455	3.13801
174	0.67590	1.28644	1.65366	1.97369	2.34797	2.60438	3.13773
175	0.67589	1.28641	1.65361	1.97361	2.34784	2.60421	3.13745
176	0.67589	1.28638	1.65356	1.97353	2.34772	2.60405	3.13718
177	0.67588	1.28635	1.65351	1.97346	2.34760	2.60389	3.13691
178	0.67587	1.28633	1.65346	1.97338	2.34748	2.60373	3.13665
179	0.67586	1.28630	1.65341	1.97331	2.34736	2.60357	3.13638
180	0.67586	1.28627	1.65336	1.97323	2.34724	2.60342	3.13612
181	0.67585	1.28625	1.65332	1.97316	2.34713	2.60326	3.13587
182	0.67584	1.28622	1.65327	1.97308	2.34701	2.60311	3.13561
183	0.67583	1.28619	1.65322	1.97301	2.34690	2.60296	3.13536
184	0.67583	1.28617	1.65318	1.97294	2.34678	2.60281	3.13511
185	0.67582	1.28614	1.65313	1.97287	2.34667	2.60267	3.13487
186	0.67581	1.28612	1.65309	1.97280	2.34656	2.60252	3.13463
187	0.67580	1.28610	1.65304	1.97273	2.34645	2.60238	3.13438
188	0.67580	1.28607	1.65300	1.97266	2.34635	2.60223	3.13415
189	0.67579	1.28605	1.65296	1.97260	2.34624	2.60209	3.13391
190	0.67578	1.28602	1.65291	1.97253	2.34613	2.60195	3.13368
191	0.67578	1.28600	1.65287	1.97246	2.34603	2.60181	3.13345
192	0.67577	1.28598	1.65283	1.97240	2.34593	2.60168	3.13322
193	0.67576	1.28595	1.65279	1.97233	2.34582	2.60154	3.13299
194	0.67576	1.28593	1.65275	1.97227	2.34572	2.60141	3.13277
195	0.67575	1.28591	1.65271	1.97220	2.34562	2.60128	3.13255
196	0.67574	1.28589	1.65267	1.97214	2.34552	2.60115	3.13233
197	0.67574	1.28586	1.65263	1.97208	2.34543	2.60102	3.13212
198	0.67573	1.28584	1.65259	1.97202	2.34533	2.60089	3.13190
199	0.67572	1.28582	1.65255	1.97196	2.34523	2.60076	3.13169
200	0.67572	1.28580	1.65251	1.97190	2.34514	2.60063	3.13148

Lampiran 10

Tabel F

Titik Persentase Distribusi F untuk Probabilita = 0,05

df untuk penyebut (N2)	df untuk pembilang (N1)														
	1	2	3	4	5	6	7	8	9	10	11	12	13	14	15
1	161	199	216	225	230	234	237	239	241	242	243	244	245	245	246
2	18.51	19.00	19.16	19.25	19.30	19.33	19.35	19.37	19.38	19.40	19.40	19.41	19.42	19.42	19.43
3	10.13	9.55	9.28	9.12	9.01	8.94	8.89	8.85	8.81	8.79	8.76	8.74	8.73	8.71	8.70
4	7.71	6.94	6.59	6.39	6.26	6.16	6.09	6.04	6.00	5.96	5.94	5.91	5.89	5.87	5.86
5	6.61	5.79	5.41	5.19	5.05	4.95	4.88	4.82	4.77	4.74	4.70	4.68	4.66	4.64	4.62
6	5.99	5.14	4.76	4.53	4.39	4.28	4.21	4.15	4.10	4.06	4.03	4.00	3.98	3.96	3.94
7	5.59	4.74	4.35	4.12	3.97	3.87	3.79	3.73	3.68	3.64	3.60	3.57	3.55	3.53	3.51
8	5.32	4.46	4.07	3.84	3.69	3.58	3.50	3.44	3.39	3.35	3.31	3.28	3.26	3.24	3.22
9	5.12	4.26	3.86	3.63	3.48	3.37	3.29	3.23	3.18	3.14	3.10	3.07	3.05	3.03	3.01
10	4.96	4.10	3.71	3.48	3.33	3.22	3.14	3.07	3.02	2.98	2.94	2.91	2.89	2.86	2.85
11	4.84	3.98	3.59	3.36	3.20	3.09	3.01	2.95	2.90	2.85	2.82	2.79	2.76	2.74	2.72
12	4.75	3.89	3.49	3.26	3.11	3.00	2.91	2.85	2.80	2.75	2.72	2.69	2.66	2.64	2.62
13	4.67	3.81	3.41	3.18	3.03	2.92	2.83	2.77	2.71	2.67	2.63	2.60	2.58	2.55	2.53
14	4.60	3.74	3.34	3.11	2.96	2.85	2.76	2.70	2.65	2.60	2.57	2.53	2.51	2.48	2.46
15	4.54	3.68	3.29	3.06	2.90	2.79	2.71	2.64	2.59	2.54	2.51	2.48	2.45	2.42	2.40
16	4.49	3.63	3.24	3.01	2.85	2.74	2.66	2.59	2.54	2.49	2.46	2.42	2.40	2.37	2.35
17	4.45	3.59	3.20	2.96	2.81	2.70	2.61	2.55	2.49	2.45	2.41	2.38	2.35	2.33	2.31
18	4.41	3.55	3.16	2.93	2.77	2.66	2.58	2.51	2.46	2.41	2.37	2.34	2.31	2.29	2.27
19	4.38	3.52	3.13	2.90	2.74	2.63	2.54	2.48	2.42	2.38	2.34	2.31	2.28	2.26	2.23
20	4.35	3.49	3.10	2.87	2.71	2.60	2.51	2.45	2.39	2.35	2.31	2.28	2.25	2.22	2.20
21	4.32	3.47	3.07	2.84	2.68	2.57	2.49	2.42	2.37	2.32	2.28	2.25	2.22	2.20	2.18
22	4.30	3.44	3.05	2.82	2.66	2.55	2.46	2.40	2.34	2.30	2.26	2.23	2.20	2.17	2.15
23	4.28	3.42	3.03	2.80	2.64	2.53	2.44	2.37	2.32	2.27	2.24	2.20	2.18	2.15	2.13
24	4.26	3.40	3.01	2.78	2.62	2.51	2.42	2.36	2.30	2.25	2.22	2.18	2.15	2.13	2.11
25	4.24	3.39	2.99	2.76	2.60	2.49	2.40	2.34	2.28	2.24	2.20	2.16	2.14	2.11	2.09
26	4.23	3.37	2.98	2.74	2.59	2.47	2.39	2.32	2.27	2.22	2.18	2.15	2.12	2.09	2.07
27	4.21	3.35	2.96	2.73	2.57	2.46	2.37	2.31	2.25	2.20	2.17	2.13	2.10	2.08	2.06
28	4.20	3.34	2.95	2.71	2.56	2.45	2.36	2.29	2.24	2.19	2.15	2.12	2.09	2.06	2.04
29	4.18	3.33	2.93	2.70	2.55	2.43	2.35	2.28	2.22	2.18	2.14	2.10	2.08	2.05	2.03
30	4.17	3.32	2.92	2.69	2.53	2.42	2.33	2.27	2.21	2.16	2.13	2.09	2.06	2.04	2.01
31	4.16	3.30	2.91	2.68	2.52	2.41	2.32	2.25	2.20	2.15	2.11	2.08	2.05	2.03	2.00
32	4.15	3.29	2.90	2.67	2.51	2.40	2.31	2.24	2.19	2.14	2.10	2.07	2.04	2.01	1.99
33	4.14	3.28	2.89	2.66	2.50	2.39	2.30	2.23	2.18	2.13	2.09	2.06	2.03	2.00	1.98
34	4.13	3.28	2.88	2.65	2.49	2.38	2.29	2.23	2.17	2.12	2.08	2.05	2.02	1.99	1.97
35	4.12	3.27	2.87	2.64	2.49	2.37	2.29	2.22	2.16	2.11	2.07	2.04	2.01	1.99	1.96
36	4.11	3.26	2.87	2.63	2.48	2.36	2.28	2.21	2.15	2.11	2.07	2.03	2.00	1.98	1.95
37	4.11	3.25	2.86	2.63	2.47	2.36	2.27	2.20	2.14	2.10	2.06	2.02	2.00	1.97	1.95
38	4.10	3.24	2.85	2.62	2.46	2.35	2.26	2.19	2.14	2.09	2.05	2.02	1.99	1.96	1.94
39	4.09	3.24	2.85	2.61	2.46	2.34	2.26	2.19	2.13	2.08	2.04	2.01	1.98	1.95	1.93
40	4.08	3.23	2.84	2.61	2.45	2.34	2.25	2.18	2.12	2.08	2.04	2.00	1.97	1.95	1.92
41	4.08	3.23	2.83	2.60	2.44	2.33	2.24	2.17	2.12	2.07	2.03	2.00	1.97	1.94	1.92
42	4.07	3.22	2.83	2.59	2.44	2.32	2.24	2.17	2.11	2.06	2.03	1.99	1.96	1.94	1.91
43	4.07	3.21	2.82	2.59	2.43	2.32	2.23	2.16	2.11	2.06	2.02	1.99	1.96	1.93	1.91
44	4.06	3.21	2.82	2.58	2.43	2.31	2.23	2.16	2.10	2.05	2.01	1.98	1.95	1.92	1.90
45	4.06	3.20	2.81	2.58	2.42	2.31	2.22	2.15	2.10	2.05	2.01	1.97	1.94	1.92	1.89

df untuk penyebut (N2)	df untuk pembilang (N1)														
	1	2	3	4	5	6	7	8	9	10	11	12	13	14	15
46	4.05	3.20	2.81	2.57	2.42	2.30	2.22	2.15	2.09	2.04	2.00	1.97	1.94	1.91	1.89
47	4.05	3.20	2.80	2.57	2.41	2.30	2.21	2.14	2.09	2.04	2.00	1.96	1.93	1.91	1.88
48	4.04	3.19	2.80	2.57	2.41	2.29	2.21	2.14	2.08	2.03	1.99	1.96	1.93	1.90	1.88
49	4.04	3.19	2.79	2.56	2.40	2.29	2.20	2.13	2.08	2.03	1.99	1.96	1.93	1.90	1.88
50	4.03	3.18	2.79	2.56	2.40	2.29	2.20	2.13	2.07	2.03	1.99	1.95	1.92	1.89	1.87
51	4.03	3.18	2.79	2.55	2.40	2.28	2.20	2.13	2.07	2.02	1.98	1.95	1.92	1.89	1.87
52	4.03	3.18	2.78	2.55	2.39	2.28	2.19	2.12	2.07	2.02	1.98	1.94	1.91	1.88	1.86
53	4.02	3.17	2.78	2.55	2.39	2.28	2.19	2.12	2.06	2.01	1.97	1.94	1.91	1.88	1.86
54	4.02	3.17	2.78	2.54	2.39	2.27	2.18	2.12	2.06	2.01	1.97	1.94	1.91	1.88	1.86
55	4.02	3.16	2.77	2.54	2.38	2.27	2.18	2.11	2.06	2.01	1.97	1.93	1.90	1.88	1.85
56	4.01	3.16	2.77	2.54	2.38	2.27	2.18	2.11	2.05	2.00	1.96	1.93	1.90	1.87	1.85
57	4.01	3.16	2.77	2.53	2.38	2.26	2.18	2.11	2.05	2.00	1.96	1.93	1.90	1.87	1.85
58	4.01	3.16	2.76	2.53	2.37	2.26	2.17	2.10	2.05	2.00	1.96	1.92	1.89	1.87	1.84
59	4.00	3.15	2.76	2.53	2.37	2.26	2.17	2.10	2.04	2.00	1.96	1.92	1.89	1.86	1.84
60	4.00	3.15	2.76	2.53	2.37	2.25	2.17	2.10	2.04	1.99	1.95	1.92	1.89	1.86	1.84
61	4.00	3.15	2.76	2.52	2.37	2.25	2.16	2.09	2.04	1.99	1.95	1.91	1.88	1.86	1.83
62	4.00	3.15	2.75	2.52	2.36	2.25	2.16	2.09	2.03	1.99	1.95	1.91	1.88	1.85	1.83
63	3.99	3.14	2.75	2.52	2.36	2.25	2.16	2.09	2.03	1.98	1.94	1.91	1.88	1.85	1.83
64	3.99	3.14	2.75	2.52	2.36	2.24	2.16	2.09	2.03	1.98	1.94	1.91	1.88	1.85	1.83
65	3.99	3.14	2.75	2.51	2.36	2.24	2.15	2.08	2.03	1.98	1.94	1.90	1.87	1.85	1.82
66	3.99	3.14	2.74	2.51	2.35	2.24	2.15	2.08	2.03	1.98	1.94	1.90	1.87	1.84	1.82
67	3.98	3.13	2.74	2.51	2.35	2.24	2.15	2.08	2.02	1.98	1.93	1.90	1.87	1.84	1.82
68	3.98	3.13	2.74	2.51	2.35	2.24	2.15	2.08	2.02	1.97	1.93	1.90	1.87	1.84	1.82
69	3.98	3.13	2.74	2.50	2.35	2.23	2.15	2.08	2.02	1.97	1.93	1.90	1.86	1.84	1.81
70	3.98	3.13	2.74	2.50	2.35	2.23	2.14	2.07	2.02	1.97	1.93	1.89	1.86	1.84	1.81
71	3.98	3.13	2.73	2.50	2.34	2.23	2.14	2.07	2.01	1.97	1.93	1.89	1.86	1.83	1.81
72	3.97	3.12	2.73	2.50	2.34	2.23	2.14	2.07	2.01	1.96	1.92	1.89	1.86	1.83	1.81
73	3.97	3.12	2.73	2.50	2.34	2.23	2.14	2.07	2.01	1.96	1.92	1.89	1.86	1.83	1.81
74	3.97	3.12	2.73	2.50	2.34	2.22	2.14	2.07	2.01	1.96	1.92	1.89	1.85	1.83	1.80
75	3.97	3.12	2.73	2.49	2.34	2.22	2.13	2.06	2.01	1.96	1.92	1.88	1.85	1.83	1.80
76	3.97	3.12	2.72	2.49	2.33	2.22	2.13	2.06	2.01	1.96	1.92	1.88	1.85	1.82	1.80
77	3.97	3.12	2.72	2.49	2.33	2.22	2.13	2.06	2.00	1.96	1.92	1.88	1.85	1.82	1.80
78	3.96	3.11	2.72	2.49	2.33	2.22	2.13	2.06	2.00	1.95	1.91	1.88	1.85	1.82	1.80
79	3.96	3.11	2.72	2.49	2.33	2.22	2.13	2.06	2.00	1.95	1.91	1.88	1.85	1.82	1.79
80	3.96	3.11	2.72	2.49	2.33	2.21	2.13	2.06	2.00	1.95	1.91	1.88	1.84	1.82	1.79
81	3.96	3.11	2.72	2.48	2.33	2.21	2.12	2.05	2.00	1.95	1.				

Lampiran 11

DAFTAR PERBAIKAN SKRIPSI



UNIVERSITAS MUHAMMADIYAH SURABAYA

Jl Sutorejo No 59 Surabaya

PANITIA UJIAN SKRIPSI STRATA - 1 (S-1)
FAKULTAS EKONOMI

DAFTAR PERBAIKAN SKRIPSI

Nama Mahasiswa : TUAN TANAH IBRAHIM
Noreg Mahasiswa : 20111221039
Jurusan : MANAJEMEN
Hari/Tanggal : Jum'at, 26 Februari 2016

Kami telah menyetujui perbaikan/refisi atas skripsi mahasiswa tersebut diatas

Nama Penguji	Tanda Tangan	Tanggal
Dr. Didin Fatihuddin, SE, M.Si.		3/3-2016
Dra Siti Salbiyah, M.Kes		4/3-2016
Andi Wardhana, SH, M.Si.		10/3-2016

Catatan

Setiap Mahasiswa membuat rangkap 3

Lampiran 12

ENDORSEMENT LETTER



UNIVERSITAS MUHAMMADIYAH SURABAYA PUSAT BAHASA

Jl. Sutorejo 59 Surabaya 60113 Telp. 031-3811966, 3811967 Ext (130) Gd. A Lt 2
Email: pusba.umsby@gmail.com

ENDORSEMENT LETTER


98/PB-UMS/EL/III/2016

This letter is to certify that the abstract of the thesis below

Title : Effect of Paternalistic Leadership Style and Laissez Faire Leadership
Styles Toward Employee Work Ethic in CV. AlamSubur Surabaya
Student's name : Tuan Tana Ibrahim
Reg. Number : 20111221039
Department : S1 Manajemen

has been endorsed by Pusat Bahasa *UMSurabaya* for further approval by the examining committee
of the faculty.

Surabaya, 17 March 2016


Chair
Waode Hamsia, M.Pd