

APPENDIX 1

“WHERE IS...” SONG LYRICS

(Finger song rhyme)

Where is

Where is....

Here I am

Here I am

How are you this afternoon?

Very well I thank you

Sit down please

Sit down please

APPENDIX 2**“HEAD, SHOULDERS, KNEES, AND TOES” SONG LYRICS**

(Taken from Chucu TV kids)

Head, shoulders, knees and toes, knees and toes,

Head, shoulders, knees, and toes, knees and toes,

And eyes and ears

And mouth and nose,

Head, shoulders, knees and toes knees and toes

APPENDIX 3**“GOODBYE” SONG LYRICS**

(Taken from www.dreamEnglish.com)

Clap your hands, Spin around

Jump up high, OK!

Clap your hands, Sit down, Stand up

One... two... three... four...

Goodbye, goodbye, see you again

Goodbye, goodbye, see you my friends

Goodbye, goodbye, I had fun today

I had fun today.

Stomp your feet, shake your body

Stand still, OK!

Stomp your feet, turn left, turn right

One... two... three... four...

Goodbye, goodbye see you my friends

Goodbye, goodbye I had fun today

I had fun today, I had fun today, I had fun today

Goodbye...

APPENDIX 4
FIELD NOTES

Teacher: Novi Wahyu, S.Pd

Class: Preschool 3rd

Observer: Anisa Fatimah

Time: 23rd April 2015

Place: SDIT Alam Al Uswah

- Teacher open the lesson
- Students made line out of the class, read “Ikrar” and pray as a routine
- Students memorize “An Naba”
- Teacher asked students condition
- Teacher reviewed the last lesson.
- Students entered the class and start the lesson
- Teacher explain material of today
- Teacher touched the part of body, students followed the teacher
- Teacher played the song three times.
- Teacher wrote the song lyrics
- Teacher point out the new vocabulary
- Students pronounce the world by themselves.
- Teacher played the song again
- Students sung a song followed by the action on the floor
- The teacher checked student’s ability
- Students do the worksheet individually.

- The teacher played the song
- The Teacher reviewed the lesson
- Students sung goodbye song

Students prayed before leaving class

APPENDIX 5

INTERVIEW REPORT

Informant's name: Lulu Novita Anggraeni, S.Pd.

Title: Principal of SDIT Alam Al Uswah ICP Bangil

Date: April, 20th 2015

Place: Teacher Office of elementary school

Interviewer: Anisa Fatimah

- Assalamualaikum ustazah, saya berniat untuk wawancara, apakah njenengan ada waktu?

Answer: Waalaikumussalam, iya bu Fat, monggo. Wawancara apa?

- Wawancara tentang visi misi dan program sekolah.

Tanggal berapakah sekolah ini didirikan?

Answer: Sekolah ini didirikan tanggal 18 Juni 2004

- Apa visi misi dari sekolah ini?

Answer: Secara umum visi misi nya adalah untuk mencetak generasi Islam yang tangguh, berwawasan global, berakhlaqul karimah dan berdaya saing tinggi.

- Kurikulum apa yang diadopsi di sekolah ini?

Answer: Ada 3, yaitu KTSP, ICP, dan SIT

- Apa itu preschool? Dan apa tujuannya?

Answer: Preschool adalah program untuk calon siswa di SD, tujuannya untuk menyiapkan anak belajar di SD, terutama untuk menghadapi

kurikulum ICP yang menggunakan bahasa Inggris sebagai bahasa pengantar pembelajarannya.

- Berapa kali pertemuan program preschool ini? Apa saja yang diajarkan kepada siswa preschool?

Answer: Ada 20 kali pertemuan, yang diajarkan adalah menambah kosa kata bahasa Inggris, dan mengajarkan calistung kepada siswa yang belum mampu membaca. Selain itu diajarkan menghafal surah An Naba

- Apakah ada evaluasi di program preschool ini?

Answer: Ada, di akhir pertemuan akan diadakan test kepada semua siswa

APPENDIX 6

INTERVIEW REPORT

Informant's name: Novi Wahyu, S.Pd.

Title: Teacher English of Preschool class

Date: April, 20th 2015

Place: Preschool Class

Interviewer: Anisa Fatimah

- Di kelas ini diajarkan apa saja?

Answer: Focus pada penambahan kosa kata bahasa Inggris

- Apakah siswa sudah bisa membaca?

Answer: Iya benar, siswa sudah bisa membaca, di kelas English pelajarannya tidak focus pada baca tulis, ada kelas tersendiri untuk itu.

- Berapa target kosa kata yang harus dihafal anak pada satu kali pertemuan?

Answer: Satu kali pertemuan anak anak harus menghafal 3 kosa kata yang sesuai dengan topic pada hari itu, 2 instruksi bahasa inggris, dan 1 ayat al quran.

- Metode apa yang biasa digunakan oleh guru?

Answer: Bervariasi, kadang menggunakan metode gambar, kadang klasikal, kadang juga lagu.

- Problem apa yang biasa dihadapi anak saat belajar?

Answer: Anak sering lupa pada kosa kata yang telah diajarkan.

- Apa yang dilakukan guru untuk mengatasi problem anak tersebut?

Answer: Guru biasa men drill anak anak yang berkemampuan rendah dalam mengingat, tapi terkadang anak merasa minder jika diberi pengayaan oleh guru. Tapi dengan kesabaran dan telaten, anak anak mampu mengikuti temannya.

- Untuk metode lagu, seberapa sering guru menggunakan lagu dalam pembelajaran?

Answer: Anak anak rutin menyanyikan lagu “Go Home” setiap akan pulang sekolah, untuk pembelajaran kosa kata nya selama ini baru 1 kali pertemuan.

APPENDIX 7

CONVERSATION TRANSCRIPT

- Teacher : “’Assalamualaikum’ how are you?”
- Students : “Just Fine”
- Teacher : “’Assalamualaikum Assalamualaikum’ how are you?”
- Students : “Just fine”
- Teacher : “pertemuan kemarin, kita belajar apa class?”
- Students : “angka ustazah”
- Teacher : “ayo coba sebutkan secara bersama sama nama angka dari 1-10 dalam Bahasa inggris”
- Students : “one, two, three, four, five, six, seven, eight, nine, ten”
- Teacher : “Excellent, hebat semua anak anak soleh dan cerdas”
- Teacher : “Ustazah akan memilih the leader”
- Students : “Aku mau jadi leader ustazah”.
- Teacher : “Pastinya anak soleh yang paling respect. And... the leader is... Shila. Please come forward”.
- Shila : “Get Ready, lets read “ikrar”
- Students : “Asyhadu An Laa ilaaha Illa Allah, Wa Asyhadu Anna Muhammadar Rasuulullah.
Allah Ghoyaatuna, Allah is our purpose.
Muhammad uswatuna, Muhammad is our model
Al Quran dusturuna, Al Quran is our guidance
Jihad sabiiluna, jihad is our way.
Ikrar students of SDIT Alam Al Uswah ICP Bangil
First, Al Uswah is my proud of school
Second, praying and reciting are my favourite
Third, respect to our parents and teacher
Fourth, look for the science for my future
Fifth, sincere in my behaviour
Godly students, ready, purity of heart, strong soul, healthy body, and smart.”
- Teacher : “Ayo ikuti gerakan ustazah ya, ‘head’. (Teacher touched her head). Apa itu ‘head’ anak anak?”
- Students : “kepala ustazah”
- Teacher : “Very good! Pintar sekali. Siapa sih yang menciptakan kepala kita ini?”
- Students : “Allah”
- Teacher : “Benar, apa tadi Bahasa Inggris nya kepala?”
- Students : “Head”
- Teacher : “pintar, kenapa kita harus belajar Bahasa Inggris?”
- Yazid : “Supaya pintar”
- Teacher : “wah.. hebat sekali. Ayo, ikuti setelah ustazah, ‘head’”
- Students : “head”





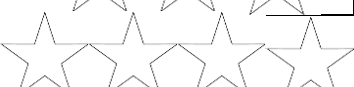



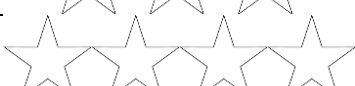
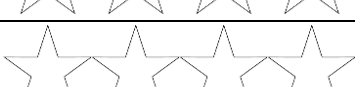
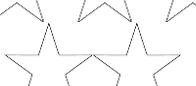
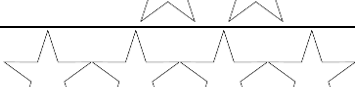
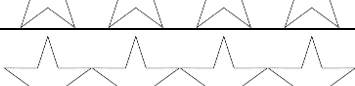
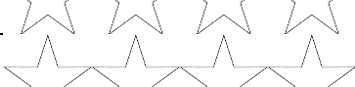

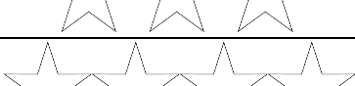
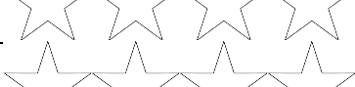
- Teacher : *"Subhanallah, amazing! Tadi lagu nya setelah 'head' apa ya anak anak?"*
- Keyza : *"shoulders"*
- Teacher : *"very good Keyza, coba lebih keras?"*
- Keyza : *"Shoulders"*
- Teacher : *"Ayo class... repeat after Keyza"*
- Keyza : *"Shoulders"*
- Students : *"Shoulders"*
- Teacher : *"'shoulders' dalam Bahasa Indonesia apa ya class?"*
- Students : *"bahu ustazah"*
- Teacher : *"bahu nya one or two?"*
- Students : *"two ustazah"*
- Teacher : *"Hebat, Very good. Nah setelah shoulders apa class? wah... belum ingat ya, coba ustazah nyanyikan dulu 'head.. shoulders..'"*
- Students : *"knees"*
- Teacher : *"pintar, Knees, coba tirukan setelah ustazah, 'knees'"*
- Students : *"knees"*
- Teacher : *"knees artinya...?"*
- Students : *"Lutut"*
- Teacher : *"Hebat, Very good! Yang terakhir sekarang..."*
- Shila : *"Toes"*
- Teacher : *"Ok, repeat after me, 'toes'"*
- Students : *"Toes"*
- Teacher : *"Class, hari ini kalian sangat hebat, amazing. Kita sudah belajar tentang apa ya hari ini?"*
- Students : *"part of body ustazah"*
- Teacher : *"Very good, Apa Bahasa inggris nya bahu? Raise your hand"*
- Bani : *"Shoulder"*
- Teacher : *"Very good Bani, sekarang silahkan tunjuk temanmu dan berikan pertanyaan untuknya"*
- Bani : *"Keyza, Bahasa Indonesia nya knees?"*
- Keyza : *"Lutut"*
- Teacher : *"Subhanallah, anak anak hebat. Sekarang ustazah akan menyentuh anggota tubuh ustazah, anak anak yang menyebutkan nama nya dalam Bahasa inggris ya" (the teacher touched her part of body)*
- Students : *"head, shoulders, knees and toes"*

APPENDIX 8


STUDENT NAME


Name
Abu Yazid Albustomi
Ahmad Ghaisan
Aisar Zhafif Al Fikri
Anandita Putri Amelia
Ashila Kuwaysa Fazlia
Dhafin Ghitrifi A I
Dien 'Ilmi Al-Nafi'
Dinda Faidah Hasna
Keizahra Qurrota R
M. Gustvav Revan A
M. Zahir Ali
Maulana Fahri Alalbani
Nashifa Huwaida A
Raihan Farhani
Shabrina
Sarafa Ramadani
Syifa Faizah Khairani


APPENDIX 9
STUDENTS' ACHIEVEMENT


No.	Name	Star	Total star
1.	Yazid		4
2.	Ghaisan		4
3.	Zhafif		3
4.	Amel		3
5.	Shila		4
6.	Dhafin		3
7.	Nafi'		3
8.	Dinda		3
9.	Keiza		4
10.	Revan		4
11.	Ali		2
12.	Bani		4
13.	Shifa		4
14.	Raihan		4
15.	Brina		3
16.	Safa		4
17.	Syifa		4

APENDIX 10**THE SIGN OF STAR****THE LEVEL OF STAR**

 (One Star) = It means the students is classified as not able to do the work

 (Two Stars) = It means the student is enough to do the work

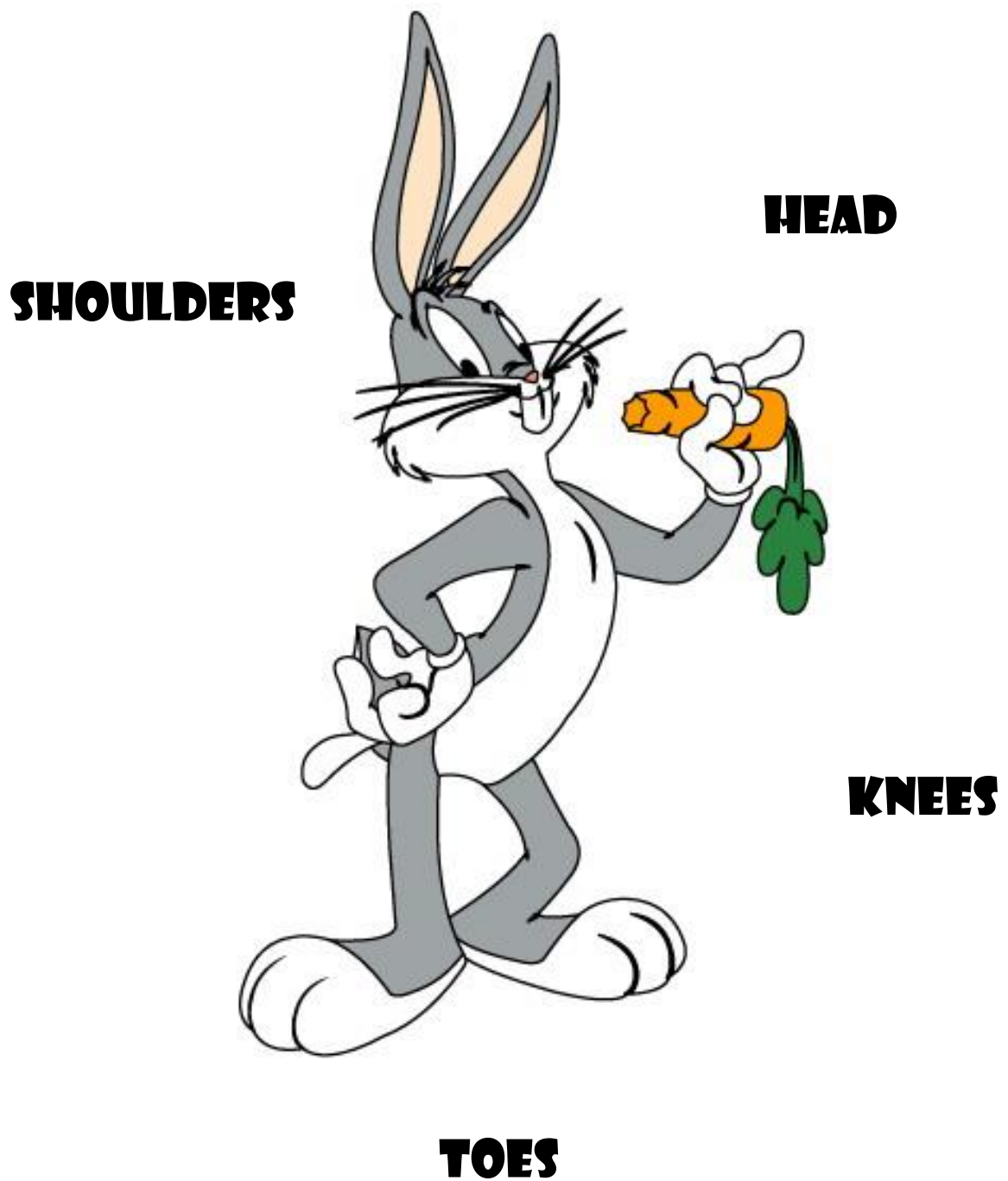
 (Three stars) = It means the student is able to do the work

 (Four stars) = It means the students is very capable
to do the work

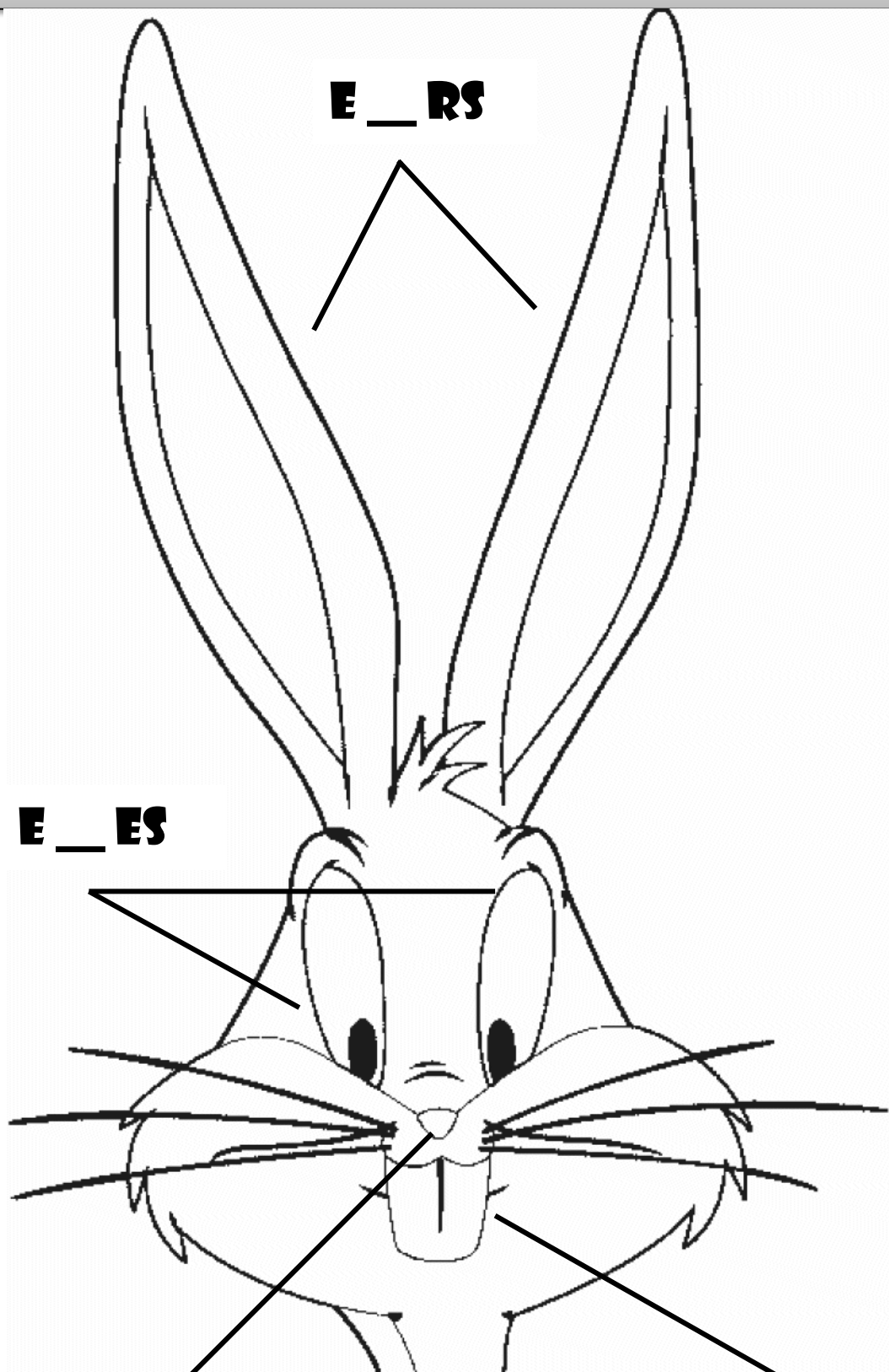
APPENDIX 11

MATERIAL OF ASSESSMENT

Berilah garis pada gambar anggota tubuh yang sesuai



Lengkapi dan warnai



E _ RS

E _ ES

NO _ E

MOUT _

APPENDIX 12

LESSON PLAN

Theme	Class	Time allocation	Day and date
I am a moslem	Preschool	2 X 45 minutes	Monday, 23 rd April 2015 th
Standard of Competence:			
1. Students understand daily expression, know vocabulary related to the theme and be able to communicate in English			
Basic Competence:			
1.1 Students understand daily expression and instruction, memorize the vocabulary related to the theme, and able to communicate in English			
Inquiry Questions :			
1. Mengapa perlu belajar nama nama anggota tubuh? 2. Siapa yang menciptakan anggota tubuh?			
Indicator of Success:			
<ul style="list-style-type: none"> • Answering simple question ‘where is...’ , • knowing parts of body ‘Head, shoulders, knees, and toes’ • Understanding the instruction ‘stand up’ and ‘sit down’ 			
Activities			
<ul style="list-style-type: none"> • Pre Activity(15’) : • The teacher greets and asks students health and condition • The students made line out of the class • The students read ‘ikrar’ and ‘pray’ before studying. • The students memorize “‘An Naba’ ” • The teacher chekcs students’ attendance by using song • Main Activity (60’) : • The teacher explained the material of today’s lesson. There was Part of Body. • The teacher touched her body: head, shoulders, knees and toes. • The student followed the teacher, touched their part of body. • The teacher pronounced the part of body one by one. • The teacher played the song • The teacher played the song once more followed by the action. • The teacher played the song for the three times. • The teacher wrote the song lyric in the white board. • The teacher sang the song without a sound. • The teacher asked student to follow her action and repeat her song step by step directly after the teacher. • The teacher asked the students to pronounce the words by themselves that 			

<p>were held by the teacher.</p> <ul style="list-style-type: none"> • The teacher asked the students to make a line on the floor. The student made a line then sung a song followed by the action. • The teacher asked the student to make a group of two. The first student touched her/his part of body and her/his friend guessed what it is name in English. • The teacher gave worksheet as written assessment to the student • Post Activity (15') : • The teacher played the song, the student sung together followed by the action. • The teacher reviewed about the part of body. • The student sang “Go Home”. • The students prayed for leaving school.
Teaching tools and media
<ul style="list-style-type: none"> • Songs • Sound • Laptop • White board
Evaluation

Teacher

Principal

Wahyu Novi, S.Pd

Lulu Novita A, S.Pd