

Lampiran 1 Data Excel ROA, ROE, LDR, DR dan Y.

(dalam ^2)

| ROA | ROE | LDR | DEBT | Y |
|--------|--------|----------|--------|----------|
| 0,0034 | 0,0162 | 1,4139 | 0,2946 | 25,2103 |
| 0,0001 | 0,0004 | 1,1536 | 0,2956 | 20,1197 |
| 0,0000 | 0,0000 | 1,7306 | 0,2985 | 2,4374 |
| 0,0000 | 0,0000 | 9,2694 | 0,2202 | 0,3035 |
| 0,0118 | 0,0373 | 5,9827 | 0,1906 | 37,0867 |
| 0,0000 | 0,0000 | 13,3953 | 0,3951 | 0,3967 |
| 0,0003 | 0,0023 | 815,0697 | 0,3951 | 0,4031 |
| 0,0001 | 0,0010 | 73,6057 | 0,3985 | 0,4006 |
| 0,0000 | 0,0004 | 3,6622 | 0,4377 | 0,4508 |
| 0,0002 | 0,0011 | 28,8158 | 0,3632 | 0,3652 |
| 0,0125 | 0,0175 | 341,8210 | 0,0246 | 0,0252 |
| 0,0679 | 0,0894 | 385,7687 | 0,0165 | 0,0169 |
| 0,0029 | 0,0038 | 488,0441 | 0,0149 | 0,0152 |
| 0,0013 | 0,0017 | 490,5561 | 0,0146 | 0,0149 |
| 0,0011 | 0,0014 | 721,1792 | 0,0123 | 0,0125 |
| 0,0175 | 0,0356 | 98,7124 | 0,0894 | 0,0916 |
| 0,0132 | 0,0275 | 85,3363 | 0,0950 | 0,0966 |
| 0,0098 | 0,0223 | 45,8245 | 0,1128 | 0,1140 |
| 0,0146 | 0,0260 | 77,9392 | 0,0629 | 0,0635 |
| 0,0167 | 0,0235 | 609,3144 | 0,0247 | 0,0258 |
| 0,0011 | 0,0015 | 114,7652 | 0,0156 | 0,0159 |
| 0,0058 | 0,0067 | 957,3264 | 0,0054 | 0,0056 |
| 0,0056 | 0,0065 | 668,4737 | 0,0054 | 0,0056 |
| 0,0100 | 0,0121 | 291,8055 | 0,0084 | 0,0086 |
| 0,0014 | 0,0017 | 196,0201 | 0,0097 | 0,0109 |
| 0,0018 | 0,0040 | 15,9946 | 0,1092 | 0,1194 |
| 0,0014 | 0,0067 | 15,1737 | 0,0639 | 0,1298 |
| 0,0010 | 0,0019 | 12,0127 | 0,0843 | 0,1034 |
| 0,0007 | 0,0021 | 8,0228 | 0,1661 | 0,1751 |
| 0,0002 | 0,0008 | 11,5186 | 0,1930 | 0,2365 |
| 0,0027 | 0,0146 | 2,5399 | 0,3280 | 5,5585 |
| 0,0000 | 0,0002 | 2,6080 | 0,3042 | 4,0166 |
| 0,0001 | 0,0004 | 4,9167 | 0,3004 | 5,1376 |
| 0,0002 | 0,0009 | 14,9234 | 0,2744 | 5,1259 |
| 0,0199 | 0,0691 | 10,8795 | 0,2151 | 3,9972 |
| 0,0000 | 0,0001 | 20,0758 | 0,1911 | 2,2187 |
| 0,0015 | 0,0050 | 21,3106 | 0,2115 | 2,8044 |
| 0,0001 | 0,0003 | 23,4704 | 0,1536 | 1,6947 |
| 0,0000 | 0,0000 | 37,0590 | 0,2744 | 174,2268 |
| 0,0087 | 0,0172 | 64,3138 | 0,0839 | 3,2406 |

Lampiran 1 Data Excel ROA, ROE, LDR, dan Y.

| 2012 | | | | | |
|------|-----------------|------------------|-------------------|--------------|-------------|
| No. | Nama Perusahaan | Laba Bersih | Total Aset | ROA | \wedge^2 |
| 1 | BRPT | -Rp 123.595 | Rp2.120.461 | -0,058286854 | 0,003397357 |
| 2 | BUDI | Rp5.084 | Rp2.299.672 | 0,00221075 | 4,88742E-06 |
| 3 | DPNS | Rp20.608.530.035 | Rp184.636.344.559 | 0,111616865 | 0,012458325 |
| 4 | EKAD | Rp36.197.747.370 | Rp273.893.467.429 | 0,132159951 | 0,017466253 |
| 5 | INCI | Rp4.443.840.864 | Rp132.278.839.079 | 0,033594495 | 0,00112859 |
| 6 | SRSN | Rp16.956.040 | Rp402.108.960 | 0,042167775 | 0,001778121 |
| 7 | TPIA | -Rp87.213 | Rp1.687.115 | -0,051693572 | 0,002672225 |
| 8 | UNIC | Rp1.638.636 | Rp248.270.710 | 0,006600199 | 4,35626E-05 |

| 2013 | | | | | |
|------|-----------------|------------------|-------------------|--------------|-------------|
| No. | Nama Perusahaan | Laba Bersih | Total Aset | ROA | \wedge^2 |
| 1 | BRPT | -Rp20.737 | Rp2.321.070 | -0,008934242 | 7,98207E-05 |
| 2 | BUDI | Rp42.886 | Rp2.382.875 | 0,017997587 | 0,000323913 |
| 3 | DPNS | Rp66.813.230.321 | Rp256.372.669.050 | 0,260609801 | 0,067917468 |
| 4 | EKAD | Rp39.450.652.821 | Rp343.601.504.089 | 0,114815134 | 0,013182515 |
| 5 | INCI | Rp10.331.808.096 | Rp136.142.063.219 | 0,075889904 | 0,005759278 |
| 6 | SRSN | Rp15.994.295 | Rp420.782.548 | 0,038010833 | 0,001444823 |
| 7 | TPIA | Rp11.030 | Rp1.907.438 | 0,005782626 | 3,34388E-05 |
| 8 | UNIC | Rp10.308.014 | Rp269.269.882 | 0,038281348 | 0,001465462 |

| 2014 | | | | | |
|------|-----------------|------------------|-------------------|--------------|-------------|
| No. | Nama Perusahaan | Laba Bersih | Total Aset | ROA | \wedge^2 |
| 1 | BRPT | -Rp1.400 | Rp2.325.419 | -0,000602042 | 3,62455E-07 |
| 2 | BUDI | Rp28.499 | Rp2.476.982 | 0,011505534 | 0,000132377 |
| 3 | DPNS | Rp14.519.866.284 | Rp268.877.322.944 | 0,054001826 | 0,002916197 |
| 4 | EKAD | Rp40.756.078.282 | Rp411.348.790.570 | 0,099079125 | 0,009816673 |
| 5 | INCI | Rp11.028.221.012 | Rp147.992.617.351 | 0,074518724 | 0,00555304 |
| 6 | SRSN | Rp14.456.260 | Rp463.347.124 | 0,031199633 | 0,000973417 |
| 7 | TPIA | Rp18.246 | Rp1.923.510 | 0,009485784 | 8,99801E-05 |
| 8 | UNIC | Rp2.573.684 | Rp236.016.596 | 0,010904674 | 0,000118912 |

| 2015 | | | | | |
|------|-----------------|------------------|-------------------|-------------|-------------|
| No. | Nama Perusahaan | Laba Bersih | Total Aset | ROA | \wedge^2 |
| 1 | BRPT | Rp5.082 | Rp2.253.084 | 0,002255575 | 5,08762E-06 |
| 2 | BUDI | Rp21.072 | Rp3.265.953 | 0,006452022 | 4,16286E-05 |
| 3 | DPNS | Rp9.859.176.172 | Rp274.483.110.371 | 0,035919063 | 0,001290179 |
| 4 | EKAD | Rp47.040.256.456 | Rp389.691.595.500 | 0,120711499 | 0,014571266 |
| 5 | INCI | Rp16.960.660.023 | Rp169.546.066.314 | 0,100035704 | 0,010007142 |
| 6 | SRSN | Rp15.504.788 | Rp574.073.314 | 0,027008376 | 0,000729452 |
| 7 | TPIA | Rp26.256 | Rp1.862.386 | 0,014098044 | 0,000198755 |
| 8 | UNIC | -Rp866.215 | Rp222.447.500 | -0,00389402 | 1,51634E-05 |

| 2016 | | | | | |
|------|-----------------|------------------|-------------------|-------------|-------------|
| No. | Nama Perusahaan | Laba Bersih | Total Aset | ROA | \wedge^2 |
| 1 | BRPT | Rp279.796 | Rp2.570.590 | 0,108845051 | 0,011847245 |
| 2 | BUDI | Rp38.624 | Rp2.931.807 | 0,013174128 | 0,000173558 |
| 3 | DPNS | Rp10.009.391.103 | Rp296.129.565.784 | 0,033800715 | 0,001142488 |
| 4 | EKAD | Rp90.685.821.530 | Rp702.508.630.708 | 0,129088551 | 0,016663854 |
| 5 | INCI | Rp9.988.836.259 | Rp269.351.381.344 | 0,037084778 | 0,001375281 |
| 6 | SRSN | Rp11.056.051 | Rp717.149.704 | 0,015416657 | 0,000237673 |
| 7 | TPIA | Rp300.125 | Rp2.129.269 | 0,14095213 | 0,019867503 |
| 8 | UNIC | Rp21.122.276 | Rp226.913.639 | 0,093085088 | 0,008664834 |

| 2012 | | | | | |
|------|-----------------|------------------|-------------------|--------------|-------------|
| No. | Nama Perusahaan | Laba Bersih | Modal Sendiri | ROE | \wedge^2 |
| 1 | BRPT | -Rp123.595 | Rp969.576 | -0,127473246 | 0,016249428 |
| 2 | BUDI | Rp5.084 | Rp854.135 | 0,005952221 | 3,54289E-05 |
| 3 | DPNS | Rp20.608.530.035 | Rp155.696.522.072 | 0,132363458 | 0,017520085 |
| 4 | EKAD | Rp36.197.747.370 | Rp191.977.807.039 | 0,188551729 | 0,035551754 |
| 5 | INCI | Rp4.443.840.864 | Rp115.759.878.140 | 0,038388438 | 0,001473672 |
| 6 | SRSN | Rp16.956.040 | Rp269.204.143 | 0,062985806 | 0,003967212 |
| 7 | TPIA | -Rp87.213 | Rp720.830 | -0,120989692 | 0,014638506 |
| 8 | UNIC | Rp1.638.636 | Rp139.735.145 | 0,011726728 | 0,000137516 |

| 2013 | | | | | |
|------|-----------------|------------------|-------------------|--------------|-------------|
| No. | Nama Perusahaan | Laba Bersih | Modal Sendiri | ROE | \wedge^2 |
| 1 | BRPT | -Rp20.737 | Rp1.059.160 | -0,019578723 | 0,000383326 |
| 2 | BUDI | Rp42.886 | Rp885.121 | 0,048452133 | 0,002347609 |
| 3 | DPNS | Rp66.813.230.321 | Rp223.427.964.789 | 0,299037009 | 0,089423133 |
| 4 | EKAD | Rp39.450.652.821 | Rp237.707.561.355 | 0,16596297 | 0,027543707 |
| 5 | INCI | Rp10.331.808.096 | Rp126.091.686.236 | 0,081938853 | 0,006713976 |
| 6 | SRSN | Rp15.994.295 | Rp314.375.634 | 0,050876382 | 0,002588406 |
| 7 | TPIA | Rp11.030 | Rp855.323 | 0,012895713 | 0,000166299 |
| 8 | UNIC | Rp10.308.014 | Rp145.430.832 | 0,070879152 | 0,005023854 |

| 2014 | | | | | |
|------|-----------------|------------------|-------------------|--------------|-------------|
| No. | Nama Perusahaan | Laba Bersih | Modal Sendiri | ROE | \wedge^2 |
| 1 | BRPT | -Rp1.400 | Rp1.054.903 | -0,001327136 | 1,76129E-06 |
| 2 | BUDI | Rp28.499 | Rp913.351 | 0,031202681 | 0,000973607 |
| 3 | DPNS | Rp14.519.866.284 | Rp236.082.522.272 | 0,061503351 | 0,003782662 |
| 4 | EKAD | Rp40.756.078.282 | Rp273.199.231.964 | 0,149180794 | 0,022254909 |
| 5 | INCI | Rp11.028.221.012 | Rp137.119.907.248 | 0,080427571 | 0,006468594 |
| 6 | SRSN | Rp14.456.260 | Rp328.836.439 | 0,043961855 | 0,001932645 |
| 7 | TPIA | Rp18.246 | Rp869.248 | 0,020990557 | 0,000440603 |
| 8 | UNIC | Rp2.573.684 | Rp143.507.010 | 0,017934204 | 0,000321636 |

| 2015 | | | | | |
|------|-----------------|------------------|-------------------|--------------|-------------|
| No. | Nama Perusahaan | Laba Bersih | Modal Sendiri | ROE | \wedge^2 |
| 1 | BRPT | Rp5.082 | Rp1.195.909 | 0,004249487 | 1,80581E-05 |
| 2 | BUDI | Rp21.072 | Rp1.105.251 | 0,019065353 | 0,000363488 |
| 3 | DPNS | Rp9.859.176.172 | Rp241.296.079.044 | 0,040859247 | 0,001669478 |
| 4 | EKAD | Rp47.040.256.456 | Rp291.961.416.611 | 0,161118058 | 0,025959029 |
| 5 | INCI | Rp16.960.660.023 | Rp154.051.308.997 | 0,110097474 | 0,012121454 |
| 6 | SRSN | Rp15.504.788 | Rp340.079.836 | 0,045591612 | 0,002078595 |
| 7 | TPIA | Rp26.256 | Rp886.846 | 0,029606042 | 0,000876518 |
| 8 | UNIC | -Rp866.215 | Rp140.814.952 | -0,006151442 | 3,78402E-05 |

| 2016 | | | | | |
|------|-----------------|------------------|-------------------|-------------|-------------|
| No. | Nama Perusahaan | Laba Bersih | Modal Sendiri | ROE | \wedge^2 |
| 1 | BRPT | Rp279.796 | Rp1.448.368 | 0,193180186 | 0,037318584 |
| 2 | BUDI | Rp38.624 | Rp1.164.982 | 0,03315416 | 0,001099198 |
| 3 | DPNS | Rp10.009.391.103 | Rp263.264.403.585 | 0,038020298 | 0,001445543 |
| 4 | EKAD | Rp90.685.821.530 | Rp592.004.807.725 | 0,153184265 | 0,023465419 |
| 5 | INCI | Rp9.988.836.259 | Rp242.826.462.751 | 0,041135699 | 0,001692146 |
| 6 | SRSN | Rp11.056.051 | Rp402.053.633 | 0,027498946 | 0,000756192 |
| 7 | TPIA | Rp300.125 | Rp1.141.668 | 0,262882905 | 0,069107422 |
| 8 | UNIC | Rp21.122.276 | Rp161.188.267 | 0,131041027 | 0,017171751 |

| 2012 | | | | | |
|------|-----------------|-------------------|-------------------------|-------------|-------------|
| No. | Nama Perusahaan | Modal Saham | Total Dana Pihak Ketiga | LDR | \wedge^2 |
| 1 | BRPT | Rp709.768 | Rp596.902 | 1,189086316 | 1,413926266 |
| 2 | BUDI | Rp810.944 | Rp221.572 | 3,659957034 | 13,39528549 |
| 3 | DPNS | Rp146.351.921.181 | Rp7.915.877.697 | 18,48840101 | 341,8209718 |
| 4 | EKAD | Rp174.094.293.042 | Rp17.522.609.634 | 9,935408976 | 98,71235152 |
| 5 | INCI | Rp115.759.878.140 | Rp10.805.702.881 | 10,71285037 | 114,7651631 |
| 6 | SRSN | Rp269.204.143 | Rp67.312.492 | 3,99931922 | 15,99455422 |
| 7 | TPIA | Rp710.219 | Rp445.640 | 1,593705682 | 2,5398978 |
| 8 | UNIC | Rp139.261.221 | Rp31.080.891 | 4,480605817 | 20,07582848 |

| 2013 | | | | | |
|------|-----------------|-------------------|-------------------------|-------------|-------------|
| No. | Nama Perusahaan | Modal Saham | Total Dana Pihak Ketiga | LDR | \wedge^2 |
| 1 | BRPT | Rp716.250 | Rp666.863 | 1,07405869 | 1,153602069 |
| 2 | BUDI | Rp809.833 | Rp28.366 | 28,54942537 | 815,0696889 |
| 3 | DPNS | Rp200.356.672.768 | Rp10.200.943.412 | 19,64099443 | 385,7686623 |
| 4 | EKAD | Rp219.226.705.005 | Rp23.731.577.562 | 9,237763669 | 85,3362776 |
| 5 | INCI | Rp126.091.686.236 | Rp4.075.270.435 | 30,94069173 | 957,3264046 |
| 6 | SRSN | Rp314.375.634 | Rp80.705.524 | 3,895342207 | 15,17369091 |
| 7 | TPIA | Rp846.156 | Rp523.960 | 1,614924803 | 2,607982121 |
| 8 | UNIC | Rp143.480.045 | Rp31.080.891 | 4,616342723 | 21,31062014 |

| 2014 | | | | | |
|------|-----------------|-------------------|-------------------------|-------------|-------------|
| No. | Nama Perusahaan | Modal Saham | Total Dana Pihak Ketiga | LDR | \wedge^2 |
| 1 | BRPT | Rp707.418 | Rp537.753 | 1,315507305 | 1,730559471 |
| 2 | BUDI | Rp837.476 | Rp97.615 | 8,579378169 | 73,60572977 |
| 3 | DPNS | Rp209.921.773.434 | Rp9.502.282.511 | 22,09172093 | 488,0441337 |
| 4 | EKAD | Rp254.005.232.124 | Rp37.522.678.250 | 6,769379052 | 45,82449275 |
| 5 | INCI | Rp137.119.907.248 | Rp5.303.448.311 | 25,8548588 | 668,4737237 |
| 6 | SRSN | Rp328.836.439 | Rp94.876.681 | 3,465935312 | 12,01270759 |
| 7 | TPIA | Rp861.574 | Rp388.559 | 2,217356952 | 4,916671854 |
| 8 | UNIC | Rp141.785.722 | Rp29.266.605 | 4,844624855 | 23,47038998 |

| 2015 | | | | | |
|------|-----------------|-------------------|-------------------------|-------------|-------------|
| No. | Nama Perusahaan | Modal Saham | Total Dana Pihak Ketiga | LDR | \wedge^2 |
| 1 | BRPT | Rp714.698 | Rp234.745 | 3,044571769 | 9,269417259 |
| 2 | BUDI | Rp1.028.073 | Rp537.223 | 1,913680166 | 3,662171779 |
| 3 | DPNS | Rp214.124.664.089 | Rp9.667.682.334 | 22,1485002 | 490,556061 |
| 4 | EKAD | Rp272.848.893.882 | Rp30.906.095.334 | 8,828319816 | 77,93923078 |
| 5 | INCI | Rp154.051.308.997 | Rp9.018.175.439 | 17,08231449 | 291,8054684 |
| 6 | SRSN | Rp340.079.836 | Rp120.065.496 | 2,832452681 | 8,022788188 |
| 7 | TPIA | Rp880.104 | Rp227.824 | 3,863087295 | 14,92344345 |
| 8 | UNIC | Rp138.582.952 | Rp22.764.747 | 6,087612219 | 37,05902253 |

| 2016 | | | | | |
|------|-----------------|-------------------|-------------------------|-------------|-------------|
| No. | Nama Perusahaan | Modal Saham | Total Dana Pihak Ketiga | LDR | \wedge^2 |
| 1 | BRPT | Rp846.138 | Rp345.933 | 2,445959189 | 5,982716352 |
| 2 | BUDI | Rp1.082.968 | Rp201.744 | 5,368030772 | 28,81575437 |
| 3 | DPNS | Rp224.174.980.415 | Rp8.347.674.977 | 26,85478065 | 721,1792436 |
| 4 | EKAD | Rp570.342.909.901 | Rp23.105.497.837 | 24,68429436 | 609,314388 |
| 5 | INCI | Rp242.826.462.751 | Rp17.343.857.177 | 14,00071854 | 196,0201197 |
| 6 | SRSN | Rp402.053.633 | Rp118.463.589 | 3,393900492 | 11,51856055 |
| 7 | TPIA | Rp1.134.998 | Rp344.105 | 3,29840601 | 10,87948221 |
| 8 | UNIC | Rp160.744.306 | Rp20.043.967 | 8,019585444 | 64,3137507 |

| 2012 | | | | | |
|------|-----------------|------------------|-------------------|----------------|-------------|
| No. | Nama Perusahaan | Total Hutang | Total Aset | Struktur Modal | \wedge^2 |
| 1 | BRPT | Rp1.150.885 | Rp2.120.461 | 0,54275226 | 0,294580016 |
| 2 | BUDI | Rp1.445.537 | Rp2.299.672 | 0,628583989 | 0,395117832 |
| 3 | DPNS | Rp28.939.822.487 | Rp184.636.344.559 | 0,156739577 | 0,024567295 |
| 4 | EKAD | Rp81.915.660.390 | Rp273.893.467.429 | 0,299078547 | 0,089447978 |
| 5 | INCI | Rp16.518.960.939 | Rp132.278.839.079 | 0,124879845 | 0,015594976 |
| 6 | SRSN | Rp132.904.817 | Rp402.108.960 | 0,330519412 | 0,109243082 |
| 7 | TPIA | Rp966.285 | Rp1.687.115 | 0,572744004 | 0,328035694 |
| 8 | UNIC | Rp108.535.565 | Rp248.270.710 | 0,437166209 | 0,191114294 |

| 2013 | | | | | |
|------|-----------------|-------------------|-------------------|----------------|-------------|
| No. | Nama Perusahaan | Total Hutang | Total Aset | Struktur Modal | \wedge^2 |
| 1 | BRPT | Rp1.261.910 | Rp2.321.070 | 0,543675977 | 0,295583568 |
| 2 | BUDI | Rp1.497.754 | Rp2.382.875 | 0,628549127 | 0,395074005 |
| 3 | DPNS | Rp32.944.704.261 | Rp256.372.669.050 | 0,128503184 | 0,016513068 |
| 4 | EKAD | Rp105.893.942.734 | Rp343.601.504.089 | 0,30818824 | 0,094979991 |
| 5 | INCI | Rp10.050.376.983 | Rp136.142.063.219 | 0,073822717 | 0,005449794 |
| 6 | SRSN | Rp106.406.914 | Rp420.782.548 | 0,252878629 | 0,063947601 |
| 7 | TPIA | Rp1.052.115 | Rp1.907.438 | 0,551585425 | 0,304246481 |
| 8 | UNIC | Rp123.839.050 | Rp269.269.882 | 0,459906801 | 0,211514265 |

| 2014 | | | | | |
|------|-----------------|-------------------|-------------------|----------------|-------------|
| No. | Nama Perusahaan | Total Hutang | Total Aset | Struktur Modal | \wedge^2 |
| 1 | BRPT | Rp1.270.516 | Rp2.325.419 | 0,546360032 | 0,298509285 |
| 2 | BUDI | Rp1.563.631 | Rp2.476.982 | 0,631264579 | 0,398494969 |
| 3 | DPNS | Rp32.794.800.672 | Rp268.877.322.944 | 0,121969381 | 0,01487653 |
| 4 | EKAD | Rp138.149.558.606 | Rp411.348.790.570 | 0,335845302 | 0,112792067 |
| 5 | INCI | Rp10.872.710.103 | Rp147.992.617.351 | 0,073467922 | 0,005397536 |
| 6 | SRSN | Rp134.510.685 | Rp463.347.124 | 0,29030219 | 0,084275362 |
| 7 | TPIA | Rp1.054.262 | Rp1.923.510 | 0,548092809 | 0,300405728 |
| 8 | UNIC | Rp92.509.586 | Rp236.016.596 | 0,391962208 | 0,153634372 |

| 2015 | | | | | |
|------|-----------------|------------------|-------------------|----------------|-------------|
| No. | Nama Perusahaan | Total Hutang | Total Aset | Struktur Modal | \wedge^2 |
| 1 | BRPT | Rp1.057.175 | Rp2.253.084 | 0,469212422 | 0,220160297 |
| 2 | BUDI | Rp2.160.702 | Rp3.265.953 | 0,661583924 | 0,437693288 |
| 3 | DPNS | Rp33.187.031.327 | Rp274.483.110.371 | 0,120907371 | 0,014618592 |
| 4 | EKAD | Rp97.730.178.889 | Rp389.691.595.500 | 0,250788521 | 0,062894882 |
| 5 | INCI | Rp15.494.757.317 | Rp169.546.066.314 | 0,09138966 | 0,00835207 |
| 6 | SRSN | Rp233.993.478 | Rp574.073.314 | 0,407602082 | 0,166139457 |
| 7 | TPIA | Rp975.540 | Rp1.862.386 | 0,523811927 | 0,274378935 |
| 8 | UNIC | Rp81.632.548 | Rp222.447.500 | 0,366974446 | 0,134670244 |

| 2016 | | | | | |
|------|-----------------|-------------------|-------------------|----------------|-------------|
| No. | Nama Perusahaan | Total Hutang | Total Aset | Struktur Modal | \wedge^2 |
| 1 | BRPT | Rp1.122.222 | Rp2.570.590 | 0,436562034 | 0,19058641 |
| 2 | BUDI | Rp1.766.825 | Rp2.931.807 | 0,602640283 | 0,363175311 |
| 3 | DPNS | Rp32.865.162.199 | Rp296.129.565.784 | 0,110982374 | 0,012317087 |
| 4 | EKAD | Rp110.503.822.983 | Rp702.508.630.708 | 0,157298883 | 0,024742939 |
| 5 | INCI | Rp26.524.918.593 | Rp269.351.381.344 | 0,09847701 | 0,009697721 |
| 6 | SRSN | Rp315.096.071 | Rp717.149.704 | 0,439372797 | 0,193048454 |
| 7 | TPIA | Rp987.601 | Rp2.129.269 | 0,463821621 | 0,215130496 |
| 8 | UNIC | Rp65.725.372 | Rp226.913.639 | 0,289649279 | 0,083896705 |

| 2012 | | | | | | |
|------|-----------------|---------------|------------------|------------------|-------------------|-------------|
| No. | Nama Perusahaan | Jumlah Saham | Total Hutang | | Total Aset | |
| 1 | BRPT | Rp9.495.923 | Rp1.150.885 | Rp10.646.808 | Rp2.120.461 | 5,020987417 |
| 2 | BUDI | Rp2.874 | Rp1.445.537 | Rp1.448.411 | Rp2.299.672 | 0,629833733 |
| 3 | DPNS | Rp377.590.571 | Rp28.939.822.487 | Rp29.317.413.058 | Rp184.636.344.559 | 0,158784627 |
| 4 | EKAD | Rp965.170.662 | Rp81.915.660.390 | Rp82.880.831.052 | Rp273.893.467.429 | 0,302602438 |
| 5 | INCI | Rp177.753.634 | Rp16.518.960.939 | Rp16.696.714.573 | Rp132.278.839.079 | 0,126223625 |
| 6 | SRSN | Rp6.015.572 | Rp132.904.817 | Rp138.920.389 | Rp402.108.960 | 0,345479467 |
| 7 | TPIA | Rp3.011.344 | Rp966.285 | Rp3.977.629 | Rp1.687.115 | 2,357651375 |
| 8 | UNIC | Rp261.268.125 | Rp108.535.565 | Rp369.803.690 | Rp248.270.710 | 1,489517994 |

| 2013 | | | | | | |
|------|-----------------|---------------|-------------------|-------------------|-------------------|-------------|
| No. | Nama Perusahaan | Jumlah Saham | Total Hutang | | Total Aset | |
| 1 | BRPT | Rp9.149.250 | Rp1.261.910 | Rp10.411.160 | Rp2.321.070 | 4,485500222 |
| 2 | BUDI | Rp15.131 | Rp1.497.754 | Rp1.512.885 | Rp2.382.875 | 0,634899019 |
| 3 | DPNS | Rp388.980.738 | Rp32.944.704.261 | Rp33.333.684.999 | Rp256.372.669.050 | 0,130020431 |
| 4 | EKAD | Rp916.427.755 | Rp105.893.942.734 | Rp106.810.370.489 | Rp343.601.504.089 | 0,310855364 |
| 5 | INCI | Rp181.259.791 | Rp10.050.376.983 | Rp10.231.636.774 | Rp136.142.063.219 | 0,075154119 |
| 6 | SRSN | Rp45.171.491 | Rp106.406.914 | Rp151.578.405 | Rp420.782.548 | 0,360229781 |
| 7 | TPIA | Rp2.770.666 | Rp1.052.115 | Rp3.822.781 | Rp1.907.438 | 2,004144302 |
| 8 | UNIC | Rp327.092.500 | Rp123.839.050 | Rp450.931.550 | Rp269.269.882 | 1,674645329 |

| 2014 | | | | | | |
|------|-----------------|---------------|-------------------|-------------------|-------------------|-------------|
| No | Nama Perusahaan | Jumlah Saham | Total Hutang | | Total Aset | |
| 1 | BRPT | Rp2.360.000 | Rp1.270.516 | Rp3.630.516 | Rp2.325.419 | 1,561230901 |
| 2 | BUDI | Rp4.145 | Rp1.563.631 | Rp1.567.776 | Rp2.476.982 | 0,632937987 |
| 3 | DPNS | Rp327.835.976 | Rp32.794.800.672 | Rp33.122.636.648 | Rp268.877.322.944 | 0,123188658 |
| 4 | EKAD | Rp732.993.782 | Rp138.149.558.606 | Rp138.882.552.388 | Rp411.348.790.570 | 0,337627229 |
| 5 | INCI | Rp180.790.508 | Rp10.872.710.103 | Rp11.053.500.611 | Rp147.992.617.351 | 0,074689541 |
| 6 | SRSN | Rp14.460.805 | Rp134.510.685 | Rp148.971.490 | Rp463.347.124 | 0,321511632 |
| 7 | TPIA | Rp3.305.636 | Rp1.054.262 | Rp4.359.898 | Rp1.923.510 | 2,266636513 |
| 8 | UNIC | Rp214.741.857 | Rp92.509.586 | Rp307.251.443 | Rp236.016.596 | 1,301821347 |

| 2015 | | | | | | |
|------|-----------------|-----------------|------------------|------------------|-------------------|-------------|
| No | Nama Perusahaan | Jumlah Saham | Total Hutang | | Total Aset | |
| 1 | BRPT | Rp184.000 | Rp1.057.175 | Rp1.241.175 | Rp2.253.084 | 0,550878263 |
| 2 | BUDI | Rp32.190 | Rp2.160.702 | Rp2.192.892 | Rp3.265.953 | 0,671440159 |
| 3 | DPNS | Rp308.811.632 | Rp33.187.031.327 | Rp33.495.842.959 | Rp274.483.110.371 | 0,122032437 |
| 4 | EKAD | Rp453.752.252 | Rp97.730.178.889 | Rp98.183.931.141 | Rp389.691.595.500 | 0,251952909 |
| 5 | INCI | Rp187.488.451 | Rp15.494.757.317 | Rp15.682.245.768 | Rp169.546.066.314 | 0,092495486 |
| 6 | SRSN | Rp6.220.784 | Rp233.993.478 | Rp240.214.262 | Rp574.073.314 | 0,418438301 |
| 7 | TPIA | Rp3.241.000 | Rp975.540 | Rp4.216.540 | Rp1.862.386 | 2,264052672 |
| 8 | UNIC | Rp2.854.562.857 | Rp81.632.548 | Rp2.936.195.405 | Rp222.447.500 | 13,19949833 |

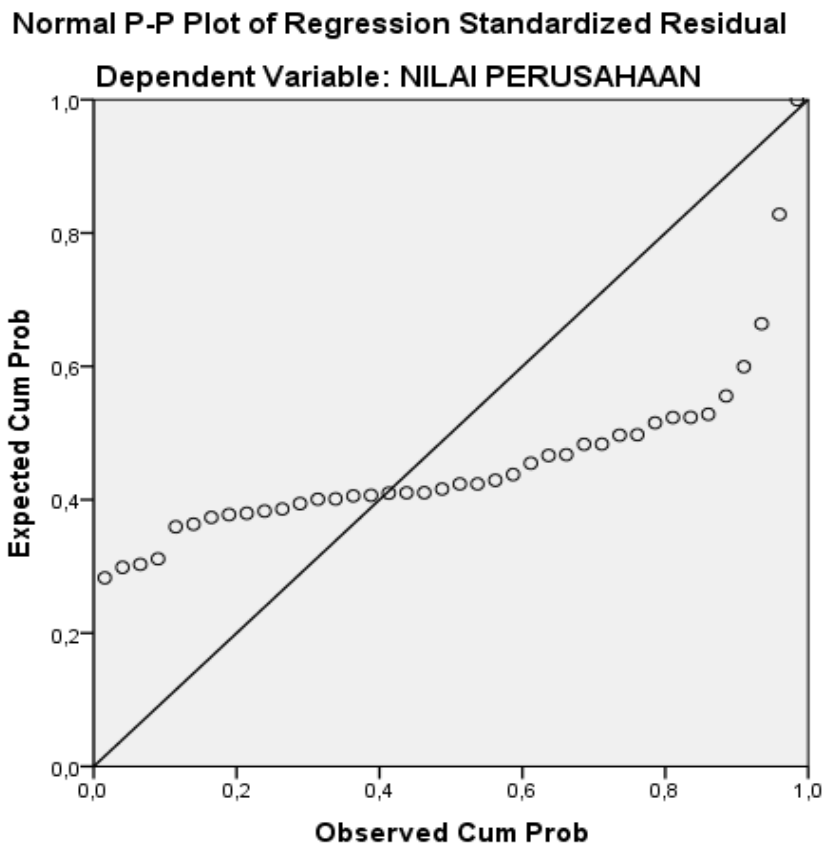
2016

| No | Nama Perusahaan | Jumlah Saham | Total Hutang | | Total Aset | |
|----|-----------------|-----------------|-------------------|-------------------|-------------------|-------------|
| 1 | BRPT | Rp14.532.368 | Rp1.122.222 | Rp15.654.590 | Rp2.570.590 | 6,089882089 |
| 2 | BUDI | Rp4.799 | Rp1.766.825 | Rp1.771.624 | Rp2.931.807 | 0,604277157 |
| 3 | DPNS | Rp305.867.790 | Rp32.865.162.199 | Rp33.171.029.989 | Rp296.129.565.784 | 0,112015259 |
| 4 | EKAD | Rp2.437.422.368 | Rp110.503.822.983 | Rp112.941.245.351 | Rp702.508.630.708 | 0,160768481 |
| 5 | INCI | Rp1.647.009.260 | Rp26.524.918.593 | Rp28.171.927.853 | Rp269.351.381.344 | 0,104591733 |
| 6 | SRSN | Rp33.681.410 | Rp315.096.071 | Rp348.777.481 | Rp717.149.704 | 0,486338458 |
| 7 | TPIA | Rp3.269.441 | Rp987.601 | Rp4.257.042 | Rp2.129.269 | 1,999297411 |
| 8 | UNIC | Rp342.754.043 | Rp65.725.372 | Rp408.479.415 | Rp226.913.639 | 1,800153648 |

Lampiran 2 Data SPSS

Uji Asumsi Klasik

Uji Normalitas



Uji Multikolinieritas

Coefficients^a

| Model | Unstandardized Coefficients | | Standardized Coefficients | t | Sig. | Collinearity Statistics | |
|------------|-----------------------------|------------|---------------------------|-------|------|-------------------------|-------|
| | B | Std. Error | Beta | | | Tolerance | VIF |
| (Constant) | 3,822 | 10,934 | | ,350 | ,729 | | |
| 1 ROA | -85,534 | 1066,331 | -,035 | -,080 | ,937 | ,141 | 7,115 |
| ROE | 28,734 | 632,256 | ,019 | ,045 | ,964 | ,150 | 6,685 |
| LDR | -,008 | ,021 | -,076 | -,392 | ,697 | ,740 | 1,351 |
| DR | 30,407 | 40,438 | ,148 | ,752 | ,457 | ,710 | 1,409 |

a. Dependent Variable: NILAI PERUSAHAAN

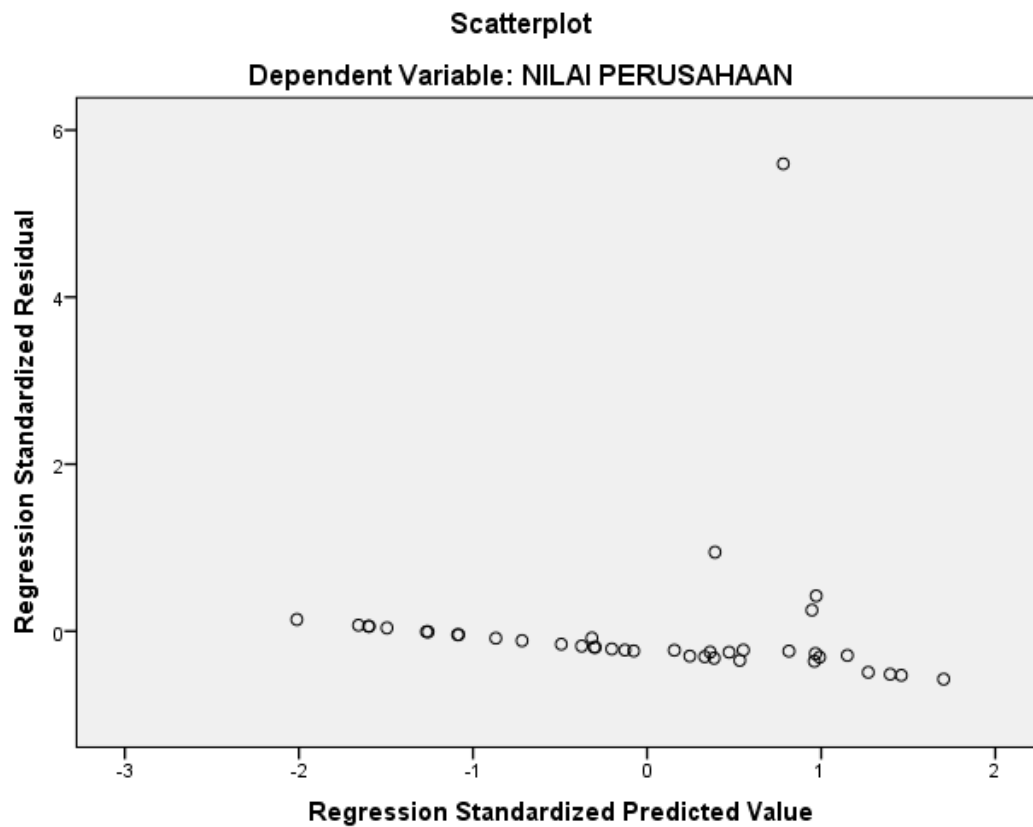
Uji Autokorelasi

| Model | R | R Square | Adjusted R Square | Std. Error of the Estimate | Durbin-Watson |
|-------|-------------------|----------|-------------------|----------------------------|---------------|
| 1 | ,203 ^a | ,041 | -,068 | 29,0108536 | 2,028 |

a. Predictors: (Constant), DR, ROE, LDR, ROA

b. Dependent Variable: NILAI PERUSAHAAN

Uji Heteroskedastisitas



Uji Regresi Linier Berganda

Coefficients^a

| Model | | Unstandardized Coefficients | | Standardized Coefficients | t | Sig. |
|-------|------------|-----------------------------|------------|---------------------------|-------|------|
| | | B | Std. Error | Beta | | |
| 1 | (Constant) | 3,822 | 10,934 | | ,350 | ,729 |
| | ROA | -85,534 | 1066,331 | -,035 | -,080 | ,937 |
| | ROE | 28,734 | 632,256 | ,019 | ,045 | ,964 |
| | LDR | -,008 | ,021 | -,076 | -,392 | ,697 |
| | DR | 30,407 | 40,438 | ,148 | ,752 | ,457 |

Uji F

ANOVA^a

| Model | | Sum of Squares | Df | Mean Square | F | Sig. |
|-------|------------|----------------|----|-------------|------|-------------------|
| 1 | Regression | 1265,040 | 4 | 316,260 | ,376 | ,824 ^b |
| | Residual | 29457,037 | 35 | 841,630 | | |
| | Total | 30722,077 | 39 | | | |

a. Dependent Variable: NILAI PERUSAHAAN

b. Predictors: (Constant), DR, ROE, LDR, ROA

Uji t

Coefficients^a

| Model | | Unstandardized Coefficients | | Standardized Coefficients | t | Sig. |
|-------|------------|-----------------------------|------------|---------------------------|-------|------|
| | | B | Std. Error | Beta | | |
| 1 | (Constant) | 3,822 | 10,934 | | ,350 | ,729 |
| | ROA | -85,534 | 1066,331 | -,035 | -,080 | ,937 |
| | ROE | 28,734 | 632,256 | ,019 | ,045 | ,964 |
| | LDR | -,008 | ,021 | -,076 | -,392 | ,697 |
| | DR | 30,407 | 40,438 | ,148 | ,752 | ,457 |

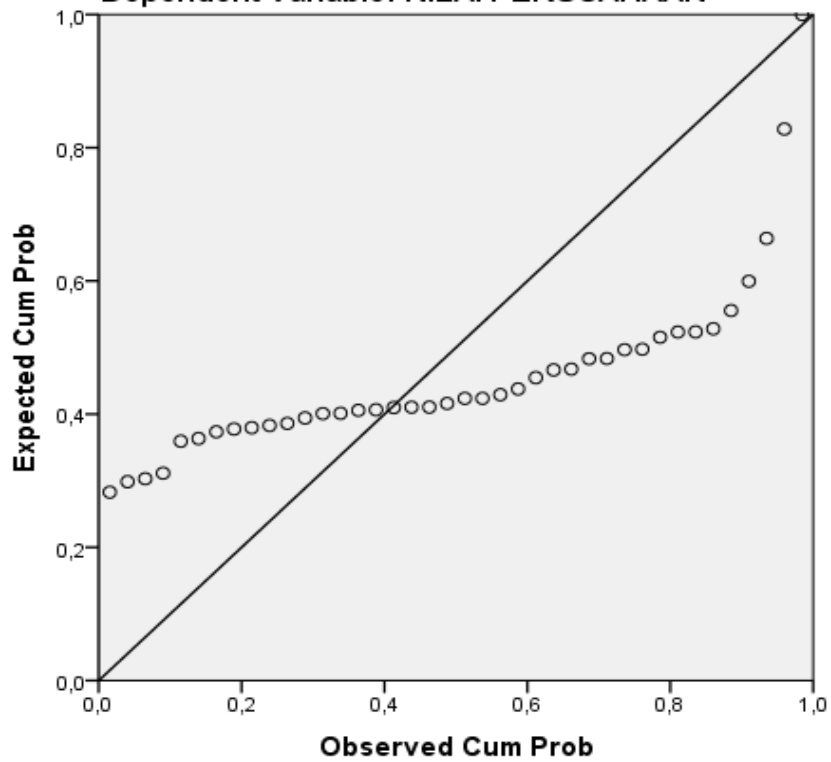
Lampiran 4 Hasil Uji SPSS

Descriptive Statistics

| | N | Minimum | Maximum | Mean | Std. Deviation |
|--------------------|----|---------|----------|------------|----------------|
| ROA | 40 | ,0000 | ,0679 | ,005890 | ,0116201 |
| ROE | 40 | ,0000 | ,0894 | ,011480 | ,0189974 |
| LDR | 40 | 1,1536 | 957,3264 | 169,795130 | 262,4806618 |
| DR | 40 | ,0054 | ,4377 | ,168860 | ,1363761 |
| NILAI PERUSAHAAN | 40 | ,0056 | 174,2268 | 7,412050 | 28,0668055 |
| Valid N (listwise) | 40 | | | | |

Normal P-P Plot of Regression Standardized Residual

Dependent Variable: NILAI PERUSAHAAN



Coefficients^a

| Model | Unstandardized Coefficients | | Standardized Coefficients | t | Sig. | Collinearity Statistics | |
|--------------|-----------------------------|------------|---------------------------|-------|------|-------------------------|-------|
| | B | Std. Error | Beta | | | Tolerance | VIF |
| 1 (Constant) | 3,822 | 10,934 | | ,350 | ,729 | | |
| ROA | -85,534 | 1066,331 | -,035 | -,080 | ,937 | ,141 | 7,115 |
| ROE | 28,734 | 632,256 | ,019 | ,045 | ,964 | ,150 | 6,685 |
| LDR | -,008 | ,021 | -,076 | -,392 | ,697 | ,740 | 1,351 |
| DR | 30,407 | 40,438 | ,148 | ,752 | ,457 | ,710 | 1,409 |

a. Dependent Variable: NILAI PERUSAHAAN

ANOVA^a

| Model | Sum of Squares | Df | Mean Square | F | Sig. |
|--------------|----------------|----|-------------|------|-------------------|
| 1 Regression | 1265,040 | 4 | 316,260 | ,376 | ,824 ^b |
| Residual | 29457,037 | 35 | 841,630 | | |
| Total | 30722,077 | 39 | | | |

a. Dependent Variable: NILAI PERUSAHAAN

b. Predictors: (Constant), DR, ROE, LDR, ROA

Model Summary^b

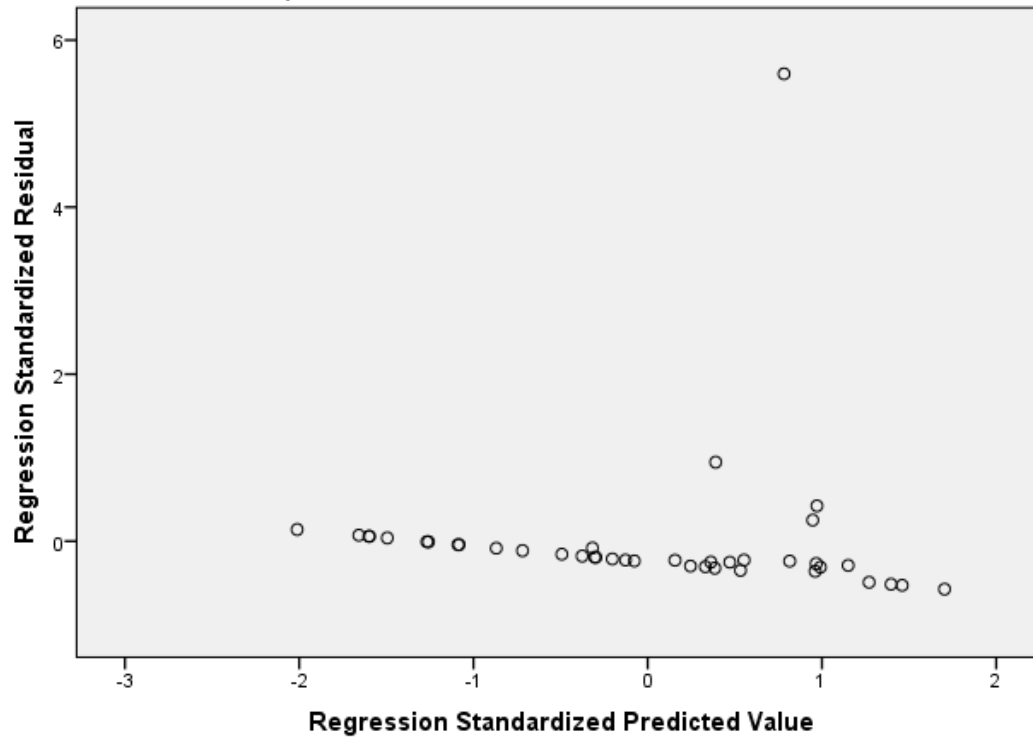
| Model | R | R Square | Adjusted R Square | Std. Error of the Estimate | Durbin-Watson |
|-------|-------------------|----------|-------------------|----------------------------|---------------|
| 1 | ,203 ^a | ,041 | -,068 | 29,0108536 | 2,028 |

a. Predictors: (Constant), DR, ROE, LDR, ROA

b. Dependent Variable: NILAI PERUSAHAAN

Scatterplot

Dependent Variable: NILAI PERUSAHAAN





BERITA ACARA BIMBINGAN SKRIPSI

Nama / No. HP

: Fitriia Dian Ciprasari

JUDUL SKRIPSI :

NIM

: 20191220033

Faktor-Faktor yang berpengaruh terhadap nilai perusahaan

Program Studi

: Akuntansi

(Studi Pada Perusahaan Industri Dasar dan Kimia Yang

Tanggal Ujian

:

Terdaftar di BEI Tahun 2010 - 2016)

Tanggal/ di setujui skripsi sudah layak Uji

:





DOSEN PEMBIMBING I

DOSEN PEMBIMBING II


| TANGGAL | MATERI PERKEMBANGAN BIMBINGAN | PARAF | TANGGAL | MATERI PERKEMBANGAN BIMBINGAN |
|------------|--|-------|----------|-------------------------------|
| 27/9/2017 | Bab II Mendiskusikan Rantai Riset yang dilakukan Judul ini: Rantai Riset | ✓ | 12/11/17 | Bab 1 & Survei (Rer. 1) |
| 10/10/2017 | subur dan data billing Market Riset yang layak perbaikan data I dan pengujian | ✓ | 27/11/17 | Bab 1 & II (Rer. 2) |
| 26/11/17 | Apa BAB I perbaikan Bab II yang layak | ✓ | 26/11/17 | Rab 1 & II (Rer. 3) |
| 30/11/17 | Bab II tambahan tabel dan pengujian data statistik Makalah | ✓ | 29/11/17 | Bab 1 & II (Rer. 4) |
| 15/12/17 | perbaikan layout dan penyusunan data statistik | ✓ | 10/12/17 | Bab 1 & II (Rer. 5) |
| 19/12/17 | Sempurna | ✓ | 2/1/18 | Bab 1 & II (Rer. 6) |
| 19/1/18 | Sempurna | ✓ | 13/1/18 | Bab 1 & II (Rer. 7) |
| 20/1/18 | Sempurna | ✓ | 19/1/18 | Bab 1 & II (Rer. 8) |
| | | | 20/1/18 | Akt Sempurna (Rer. 9) |

DOSEN PEMBIMBING I

DOSEN PEMBIMBING II

| TANGGAL | MATERI PERKEMBANGAN BIMBINGAN | PARAF | TANGGAL | MATERI PERKEMBANGAN BIMBINGAN |
|-----------|---------------------------------|---|----------|-------------------------------|
| 31/3/2019 | Halaman MBL. lesson table awal. |  | 04/09/19 | Revisi Bab 4 & 5 (Rev. 1) |
| 4/8/2019 | Perilaku Busi IV |  | 11/9/19 | Revisi Bab 4 & 5 (Rev. 2) |
| 9/8/2019 | Camus Akumulasi Signifikan |  | 23/10/19 | Ases Ujian Skripsi |
| 29/8/2019 | Ases Ujian Skripsi |  | | |
| | | | | |
| | | | | |
| | | | | |
| | | | | |
| | | | | |
| | | | | |
| | | | | |
| | | | | |
| | | | | |
| | | | | |
| | | | | |
| | | | | |
| | | | | |
| | | | | |
| | | | | |
| | | | | |
| | | | | |
| | | | | |
| | | | | |
| | | | | |

DOSEN PEMBIMBING I



DOSEN PEMBIMBING II





KAPRODI AKUNTANSI MANAJEMEN



MENGETAHUI

DEKAN,



UNIVERSITAS MUHAMMADIYAH SURABAYA

PUSAT BAHASA

Jl. Sutorejo 59 Surabaya 60113 Telp. 031-3811966, 3811967 Ext (130) Gd. A Lt 2
Email: pusba.umsby@gmail.com

ENDORSEMENT LETTER


547/PB-UMS/EL/IX/2017

This letter is to certify that the abstract of the thesis below

Title : The Factors Affecting Company Value (A Study on Basic and Chemical Industry Registered on BEI Year 2012-2016).
Student's name : Fitria Dian Ciptasari
Reg. Number : 20131220033
Department : S1 Akuntansi

has been endorsed by Pusat Bahasa *UMSurabaya* for further approval by the examining committee of the faculty.

Surabaya, 5 September 2017

Chair

Waode Hamsia, M.Pd.