

LAMPIRAN 1

TABEL DISTRIBUSI DATA PEMBELIAN KOMPULSIF

No	1	2	3	4	5	6	7	8	9	10	11	12	13	14	15	16	17	18	19	20	21	22	23	24	25	26	27	28	29	30	31	32	33	34	35	36		
1	4	4	4	1	4	4	2	4	3	4	4	2	2	3	2	2	3	3	1	1	1	3	4	2	3	4	4	3	1	1	4	1	4	4	4	1	3	76
2	3	3	2	3	2	2	3	2	2	2	2	3	3	2	3	3	2	3	2	3	3	2	3	2	3	3	3	3	2	3	2	2	2	4	3	3	88	
3	3	3	3	2	3	3	1	4	4	3	3	4	3	2	4	3	4	4	2	2	4	4	2	2	4	3	3	3	3	4	1	4	3	4	3	4	88	
4	1	4	1	3	1	1	2	2	2	2	2	2	2	3	3	2	2	2	2	3	3	2	3	2	2	1	2	2	2	2	2	3	3	3	2	3	2	51
5	2	2	3	3	2	2	3	1	1	3	3	3	3	3	2	2	2	3	2	3	3	3	3	2	2	2	2	1	2	3	2	3	3	3	3	1	4	63
6	3	3	3	3	3	3	3	3	3	4	2	3	3	3	3	4	4	3	3	3	3	3	2	3	3	3	3	3	3	3	3	3	3	2	3	2	4	81
7	4	3	4	4	2	4	2	2	1	4	1	3	4	3	3	2	3	3	2	2	4	1	3	2	2	3	3	2	2	3	3	2	2	2	1	2	71	
8	1	1	4	1	1	1	4	1	1	1	1	1	1	1	1	1	1	1	1	2	3	1	4	4	1	4	1	1	1	1	4	3	2	1	1	3	63	
9	3	3	3	3	4	3	3	1	1	3	3	3	2	3	3	3	2	2	3	2	3	3	2	2	3	3	3	2	2	3	2	3	3	3	3	3	70	
10	4	2	4	2	3	2	3	1	4	2	3	3	3	2	4	3	3	4	1	3	2	2	3	2	2	4	2	2	1	4	1	1	3	2	1	3	71	
11	2	2	2	2	2	2	2	1	2	3	2	4	2	4	3	1	3	2	1	2	2	3	4	1	2	3	1	1	1	2	2	2	3	2	2	4	58	
12	3	3	3	4	2	3	3	1	3	2	4	3	2	2	3	3	3	3	3	3	3	3	3	3	2	2	3	3	3	1	3	3	2	2	3	3	71	
13	3	2	4	4	3	4	2	3	2	3	3	4	3	4	3	3	4	4	2	3	4	4	2	2	4	3	3	4	3	3	3	2	2	4	1	4	90	
14	4	2	4	3	4	4	1	3	3	3	4	3	3	2	3	3	2	3	1	1	3	3	1	2	3	3	3	3	4	4	1	1	1	3	1	4	84	
15	2	3	3	3	3	3	3	2	2	3	2	3	2	3	3	2	3	2	2	2	3	2	3	2	2	2	2	2	2	2	3	3	3	3	3	2	3	64
16	1	3	3	3	2	2	3	2	2	2	2	3	2	3	2	2	3	3	2	2	1	2	3	2	2	2	2	2	1	1	3	2	2	4	1	2	3	55
17	3	1	3	3	1	1	2	1	1	1	1	2	1	2	3	2	2	3	1	1	2	2	4	2	1	3	2	1	1	2	1	1	3	2	2	3	49	
18	2	3	3	4	1	4	2	1	1	4	1	3	1	4	4	1	1	4	1	2	3	3	4	1	1	1	1	1	1	1	4	4	4	2	1	4	77	
19	3	2	3	4	2	4	3	1	2	4	3	3	2	3	4	2	3	4	2	3	4	4	3	1	2	3	2	1	1	3	2	3	2	4	1	4	75	

2	0	3	3	3	3	2	2	3	2	3	2	2	3	2	3	3	3	3	3	2	3	2	3	2	2	3	2	2	3	3	2	2	2	2	2	3	6				
2	1	2	3	3	2	2	2	1	1	1	2	4	2	1	4	2	1	3	4	1	2	1	2	3	2	1	1	1	1	2	1	1	3	2	3	1	2	5			
2	2	2	3	3	4	3	1	2	1	3	2	4	4	2	3	4	2	1	2	1	1	2	1	4	1	1	1	1	1	3	3	1	1	3	3	1	4	6			
2	3	2	2	3	2	1	2	3	1	3	2	2	1	1	4	4	1	1	1	1	4	1	1	2	3	4	1	3	2	1	3	1	2	3	1	4	2	2	5		
2	4	3	2	2	1	2	2	2	2	1	2	2	3	2	3	2	3	2	3	2	2	1	1	2	1	1	3	2	1	2	2	2	3	3	2	2	4	5			
2	5	2	3	3	2	2	2	3	2	2	3	2	3	3	3	2	2	3	3	1	3	3	2	2	2	2	2	2	2	2	2	2	2	2	3	3	2	3	6		
2	6	3	1	3	4	3	3	3	2	1	4	4	4	4	1	4	4	4	3	3	4	4	3	2	1	4	2	3	1	3	4	2	4	1	4	1	4	8			
2	7	3	2	3	3	3	3	1	1	1	3	2	3	4	4	4	4	4	3	3	1	3	3	2	4	1	1	1	1	4	4	2	2	2	3	2	4	7			
2	8	2	2	2	2	2	3	2	2	2	2	3	2	2	2	2	2	3	2	2	3	3	2	3	2	2	2	2	2	2	2	2	2	3	3	2	3	5			
2	9	2	2	3	1	2	3	3	2	2	3	2	3	2	3	3	2	1	3	3	1	3	2	3	2	3	2	3	3	2	3	4	1	3	3	4	4	6			
3	0	4	3	3	3	2	3	3	3	4	4	2	3	3	4	4	4	3	3	2	1	4	3	2	2	3	4	2	3	3	2	2	2	2	3	1	4	8			
3	1	3	4	4	3	4	4	4	3	3	4	2	3	4	2	3	3	4	4	4	4	4	4	4	4	3	3	1	4	3	2	3	2	2	3	3	4	7			
3	2	4	4	3	3	4	4	4	4	4	4	1	4	4	3	4	4	4	4	4	4	4	4	3	4	4	4	1	4	4	3	3	2	3	4	4	2	1	1	9	
3	3	2	2	2	3	1	1	2	1	2	2	2	3	2	3	2	2	1	3	2	2	2	2	2	3	3	2	2	2	2	2	2	2	2	2	3	2	2	2	5	
3	4	3	2	2	4	1	3	3	3	3	2	4	2	3	3	3	2	3	4	3	2	2	3	2	3	3	3	2	3	3	3	1	4	4	2	2	4	3	7		
3	5	1	4	4	1	1	4	4	1	1	1	4	3	1	4	1	3	1	4	2	4	4	4	4	3	1	1	1	1	1	1	1	1	4	1	4	1	4	5		
3	6	4	3	3	4	3	2	3	1	1	3	1	4	4	3	4	4	2	4	1	3	1	1	4	1	2	4	3	1	1	4	2	2	3	3	1	3	7			
3	7	3	2	2	3	3	3	3	1	2	3	3	3	3	2	2	3	3	3	2	3	3	3	3	2	3	3	3	2	3	3	2	2	2	3	2	3	6			
3	8	3	3	3	3	1	2	3	1	3	2	2	3	2	3	3	1	2	3	2	3	2	2	4	1	1	3	1	1	2	3	3	3	3	3	2	2	3	5		
3	9	4	3	4	3	3	2	3	1	3	3	2	4	3	3	3	3	3	3	3	3	3	3	1	3	2	4	2	4	4	3	2	3	4	3	1	2	3	1	7	
4	0	1	1	4	1	1	1	4	1	1	1	1	2	1	1	4	1	4	4	1	1	1	1	1	1	1	1	1	1	4	1	1	3	1	4	1	4	1	2	4	
4	1	2	2	3	3	1	1	2	1	3	1	4	2	2	3	3	2	2	3	1	4	1	1	3	3	2	2	2	2	2	2	2	2	1	2	3	3	2	3	5	
4	2	3	2	2	3	3	3	3	2	2	3	3	3	2	3	2	3	3	3	2	3	2	3	2	2	2	2	2	2	3	2	3	2	3	2	3	2	3	2	3	6
4	3	2	4	1	1	2	1	3	2	2	1	2	2	1	1	1	2	2	2	3	3	2	2	3	3	2	2	2	2	2	2	2	2	2	3	3	3	2	2	1	4

4	4	2	4	4	2	2	1	1	4	4	4	4	2	4	4	4	4	4	1	3	2	4	3	1	2	4	4	4	3	2	2	4	3	2	1	4	8					
4	4	3	3	3	3	2	3	2	3	3	3	3	4	3	4	3	3	2	4	2	2	3	2	3	2	2	3	3	2	1	3	2	1	3	2	1	4	7				
4	3	2	3	1	1	1	1	1	1	3	4	3	1	4	3	3	3	3	1	3	2	3	4	1	4	4	3	1	1	3	1	3	2	3	1	4	6					
4	2	1	2	4	2	2	2	1	2	3	4	3	2	4	4	2	2	3	1	3	2	2	3	2	2	2	2	2	2	2	2	1	2	3	3	2	3	6				
4	2	3	2	2	2	2	2	2	2	2	3	2	2	3	3	2	2	3	1	1	1	2	2	3	2	2	2	2	2	2	2	2	3	4	1	2	3	5				
4	4	1	4	4	4	4	1	4	4	4	4	4	4	4	4	4	4	4	3	3	4	4	2	1	4	4	4	4	4	4	4	2	2	2	4	2	4	1	0	4		
5	1	1	1	3	1	1	1	1	1	2	3	3	1	1	3	1	1	3	1	4	1	1	4	1	1	1	1	1	1	1	1	1	1	1	4	1	1	4	4	0		
5	4	2	4	3	2	2	2	2	3	3	2	4	3	3	3	3	4	4	2	2	2	2	3	1	2	2	2	2	2	3	2	3	2	3	2	3	1	4	7	3		
5	2	2	2	3	2	2	2	2	2	2	2	2	2	3	3	2	3	3	1	2	2	2	3	3	2	2	2	2	2	2	2	2	3	2	3	2	2	2	5	8		
5	3	2	3	3	2	1	2	1	3	2	3	3	3	2	2	2	2	3	2	2	2	1	2	2	2	2	2	1	2	1	2	2	2	2	2	2	2	3	5	6		
5	4	3	3	3	2	2	2	2	2	2	2	2	2	3	3	2	2	3	2	2	2	2	3	2	2	3	2	2	3	2	3	3	3	3	2	3	2	3	6	2		
5	4	3	3	2	2	2	2	1	4	3	2	3	3	3	2	3	3	3	1	2	2	2	3	1	3	3	2	1	1	3	2	3	2	2	2	1	4	6	6			
5	6	3	2	3	3	2	2	2	2	2	3	3	2	2	4	3	3	3	1	3	2	3	3	2	2	3	2	1	2	3	2	3	2	2	2	1	4	6	6			
5	7	4	4	3	3	4	4	3	4	4	1	2	3	4	2	2	3	3	2	2	3	2	2	2	3	3	3	2	3	3	3	2	3	2	3	2	3	1	4	8	0	
5	8	3	2	3	2	2	2	2	1	1	2	2	3	3	2	3	3	2	3	2	2	2	3	2	2	2	2	1	2	3	1	2	2	3	1	2	2	3	1	3	5	9
5	9	3	2	3	3	2	2	2	2	2	2	3	3	2	4	4	3	3	4	1	2	2	2	3	1	2	2	2	2	2	3	2	1	3	3	2	2	2	6	7		
6	0	2	2	3	3	2	2	2	2	3	2	3	2	3	2	2	2	3	2	3	2	2	3	2	2	3	2	2	2	2	2	2	2	2	2	2	2	3	6	2		
6	1	4	4	4	4	3	3	1	3	1	4	1	4	4	3	4	4	3	4	2	1	3	4	2	1	4	4	4	1	2	4	1	3	2	3	2	4	8	6			
6	2	4	2	4	3	2	3	2	2	3	4	3	4	3	2	2	3	3	4	1	2	3	1	2	3	3	3	3	4	4	4	2	2	3	3	1	3	8	0			
6	3	3	3	4	2	3	1	2	3	2	4	2	3	3	3	2	3	3	3	2	2	2	3	2	3	4	3	2	3	3	3	2	2	3	4	2	3	7	4			
6	4	3	2	4	3	4	3	1	3	4	2	2	3	1	4	4	1	3	3	3	1	4	4	4	1	3	3	1	4	3	3	2	2	2	3	4	4	9	7			
6	5	3	3	2	3	2	2	3	1	4	3	2	3	2	1	3	1	1	3	1	2	2	1	4	2	1	1	1	1	1	2	1	2	3	3	1	3	5	2			
6	6	4	1	2	3	3	1	3	1	3	3	1	4	1	3	1	3	4	4	1	2	2	4	2	1	1	3	3	1	1	3	2	4	2	1	1	4	6	4			
6	7	3	2	1	3	1	1	4	1	3	1	3	3	1	4	3	1	2	3	2	2	1	1	4	1	1	4	1	1	2	3	4	4	2	1	1	4	5	3			

6							3	1	2	2	3	2	2	3	1	2	2	3	2	3	1	1	4	2	1	1	1	1	1	3	2	1	3	2	2	3	4
8	1	2	3	2	1	1	3	1	2	2	3	2	2	3	1	2	2	3	2	3	1	1	4	2	1	1	1	1	1	3	2	1	3	2	2	3	6
6							2	1	1	2	4	3	1	2	2	2	2	2	1	3	2	3	3	2	2	2	2	1	1	1	2	1	1	2	1	3	5
9	3	2	2	2	2	2	2	1	1	2	4	3	1	2	2	2	2	2	1	3	2	3	3	2	2	2	2	1	1	1	2	1	1	2	1	3	2
7							3	1	2	2	3	3	1	2	2	2	2	2	3	3	2	3	3	2	3	3	3	1	1	3	2	2	2	3	2	3	6
0	3	3	3	3	3	1	3	1	2	2	3	3	1	2	2	2	2	2	3	3	2	3	3	2	3	3	3	1	1	3	2	2	2	3	2	3	0
7							4	1	2	2	4	3	2	2	4	3	3	3	1	2	2	2	4	2	2	2	1	1	1	1	2	2	1	3	2	3	5
1	2	3	3	3	3	1	4	1	2	2	4	3	2	2	4	3	3	3	1	2	2	4	2	2	2	1	1	1	1	2	2	1	3	2	3	9	

LAMPIRAN 2

TABEL DISTRIBUSI DATA CELEBRITY WORSHIP

No	1	2	3	4	5	6	7	8	9	10	11	12	13	14	15	16	17	18	19	20	21	22	23	24	25	26	27	28	29	30		
1	4	4	2	3	1	4	1	3	3	2	3	3	4	4	3	3	2	4	4	1	3	1	4	3	4	3	3	3	2	3	80	
2	3	3	2	4	4	3	3	3	4	3	3	2	3	2	3	4	2	3	3	3	3	2	3	1	2	3	3	4	3	4	81	
3	3	4	3	3	3	4	4	3	3	4	4	4	3	3	3	4	3	4	4	3	4	3	3	3	3	4	3	3	4	3	93	
4	2	2	3	2	3	3	2	3	3	3	1	1	1	1	1	1	1	1	1	1	1	1	4	4	1	1	1	1	1	1	41	
5	2	2	3	2	4	3	4	4	1	3	3	1	3	1	2	1	1	2	3	2	3	3	2	3	2	2	2	2	1	1	60	
6	3	3	3	4	4	3	3	4	3	3	3	3	3	3	3	3	3	3	3	3	4	2	2	2	2	3	4	2	2	4	83	
7	2	4	4	4	4	2	2	4	4	4	4	2	4	1	4	4	2	4	3	2	4	4	4	1	3	3	4	4	4	4	87	
8	3	4	1	2	3	2	3	2	1	3	1	1	1	1	1	1	1	1	1	1	1	4	4	1	1	1	1	1	1	1	41	
9	3	2	3	4	4	2	4	3	2	4	3	1	2	2	2	3	1	2	3	3	3	3	3	3	3	1	3	3	2	2	3	70
10	3	1	2	3	4	3	4	4	3	3	2	1	4	1	2	2	2	3	4	3	4	2	2	2	2	4	3	2	2	2	73	
11	2	2	2	4	2	1	2	3	2	3	2	1	2	2	3	1	2	3	3	2	4	2	2	2	2	1	3	2	1	2	3	60
12	3	3	2	3	3	3	3	4	3	4	2	1	3	1	2	2	1	4	4	3	4	3	3	3	3	1	3	3	3	2	1	72
13	3	3	1	2	3	3	4	4	3	3	3	4	3	4	3	3	2	3	3	3	4	1	1	3	2	3	3	4	4	3	85	
14	4	3	4	4	4	3	4	4	3	4	3	1	4	2	4	4	2	4	4	4	4	2	3	3	4	3	4	2	4	4	93	
15	2	3	2	3	3	2	3	3	2	3	2	2	2	2	2	3	2	3	3	2	3	3	3	1	2	2	2	2	2	2	63	
16	2	2	2	2	3	2	3	3	2	3	1	1	1	2	2	2	1	3	3	2	3	2	2	1	1	1	1	1	1	1	50	
17	2	2	1	2	4	2	4	4	2	4	1	1	3	1	3	1	1	3	3	1	4	2	2	3	1	1	3	1	2	3	62	
18	2	2	1	3	4	1	4	4	3	4	1	1	2	1	1	1	1	2	2	2	4	4	4	2	1	1	1	1	2	1	54	
19	3	2	2	3	4	2	3	4	4	4	2	1	2	1	1	1	1	4	3	2	4	2	4	2	1	2	3	2	3	1	65	

20	1	2	3	3	3	3	3	4	2	3	2	1	2	2	3	2	1	3	3	2	3	3	3	1	1	2	2	1	1	1	57	
21	1	2	1	3	1	3	3	2	1	3	1	1	2	1	2	2	1	2	3	1	2	1	2	1	1	1	2	1	1	1	45	
22	4	1	2	1	4	2	3	4	2	4	2	1	1	1	1	2	1	4	3	2	4	2	3	1	1	4	3	2	1	1	60	
23	4	2	3	1	1	4	2	4	3	4	2	1	2	1	2	2	1	3	3	2	4	3	3	3	1	1	2	1	1	4	61	
24	3	2	3	2	3	2	3	3	2	4	3	1	3	2	2	3	2	3	3	3	2	3	2	2	2	2	2	2	2	3	66	
25	4	2	3	2	3	3	4	4	2	4	3	2	4	1	3	3	2	3	3	3	3	3	3	3	2	2	3	2	2	2	1	72
26	3	2	4	4	4	2	4	3	4	4	3	2	4	2	4	3	2	4	4	4	3	4	3	1	1	4	3	3	4	4	85	
27	3	4	1	3	3	4	3	3	3	3	3	3	4	2	4	3	2	3	3	2	1	4	4	3	3	3	2	3	3	4	80	
28	3	2	2	2	3	2	3	3	2	3	2	1	2	1	2	2	2	3	3	2	3	2	2	2	1	2	2	2	2	1	58	
29	2	2	2	3	3	2	3	3	3	3	2	1	3	1	2	2	2	2	3	2	3	3	2	2	1	2	3	2	2	2	61	
30	1	3	2	3	3	2	2	4	3	2	3	3	3	1	2	2	3	3	3	2	3	2	3	1	2	2	3	3	2	2	66	
31	3	4	4	4	3	3	4	4	3	3	3	3	3	4	3	3	4	4	3	3	3	1	1	2	1	4	4	3	1	1	83	
32	3	4	4	3	4	3	4	4	4	4	4	4	4	4	4	4	4	4	4	4	4	4	4	4	4	4	3	3	3	3	100	
33	2	1	2	2	3	1	2	4	3	3	1	1	2	1	1	1	1	3	2	2	4	3	2	1	1	2	1	1	1	1	48	
34	3	2	2	4	3	1	4	2	3	3	1	4	3	3	3	2	4	1	2	3	4	2	3	3	1	4	3	3	4	2	75	
35	1	1	3	4	4	4	4	4	4	4	1	1	3	1	1	1	1	3	3	1	3	1	3	3	1	1	1	1	1	1	58	
36	4	3	3	4	4	4	4	4	3	4	3	1	4	2	4	4	1	4	4	4	4	3	4	3	2	4	4	4	2	3	91	
37	3	2	3	1	3	3	3	3	2	4	2	1	2	1	2	3	1	3	3	3	3	3	3	3	2	2	3	1	1	1	59	
38	2	2	1	4	4	4	4	3	2	4	3	1	3	1	2	2	1	3	3	2	4	2	3	4	3	3	3	2	2	3	74	
39	4	1	3	4	4	4	4	4	4	4	4	1	4	1	3	2	2	4	3	3	4	3	3	1	1	4	4	2	2	3	81	
40	4	4	3	4	4	1	4	4	1	4	4	1	3	1	1	1	1	4	4	3	1	3	3	1	2	3	3	2	3	4	72	
41	3	2	3	2	3	3	2	3	2	3	2	2	3	2	2	3	2	3	3	2	3	3	2	3	3	2	2	2	2	1	1	63
42	3	2	2	4	3	4	3	4	3	3	3	2	3	2	3	2	2	3	3	3	3	3	3	3	3	3	2	2	3	4	78	
43	2	2	3	2	2	2	2	2	2	2	2	2	2	2	2	2	2	2	2	2	2	2	2	3	3	2	2	2	2	2	2	54

44	4	2	3	3	4	3	4	4	4	4	3	2	4	1	3	2	2	4	4	3	4	3	4	3	3	2	1	83			
45	2	2	1	4	4	3	4	4	3	4	3	1	4	2	4	3	2	4	4	3	4	2	2	2	3	4	3	3	3	3	85
46	4	2	4	3	4	3	4	4	4	4	4	3	4	2	4	2	2	4	4	4	4	2	4	2	1	3	3	3	2	2	85
47	2	3	2	4	4	3	3	3	3	4	2	1	2	1	2	2	1	4	3	2	3	3	2	3	2	2	4	3	2	2	70
48	2	3	2	2	2	2	3	3	3	2	2	2	2	2	3	3	3	2	3	2	3	3	3	2	3	2	2	2	3	2	65
49	3	2	4	4	4	4	4	4	4	4	4	1	4	1	4	2	1	4	3	3	3	2	2	1	1	4	4	2	4	2	81
50	3	2	2	1	4	2	3	3	1	3	1	1	1	1	2	2	1	2	2	2	4	3	2	3	1	1	1	1	1	1	50
51	4	2	4	4	4	4	4	4	3	4	3	2	4	1	4	2	1	4	4	2	4	3	4	2	2	4	4	1	2	3	82
52	2	3	2	3	3	3	3	3	2	4	2	1	2	2	2	2	2	3	3	2	3	2	2	2	1	2	3	2	2	3	65
53	3	2	2	2	3	2	2	3	2	3	2	2	3	2	1	2	1	2	2	2	3	4	1	2	2	2	2	2	2	2	58
54	2	2	2	3	3	2	3	3	2	3	2	2	2	2	2	2	2	3	3	2	3	3	2	2	2	2	2	2	2	2	62
55	3	2	3	3	4	2	3	4	3	4	2	1	3	2	2	3	1	3	2	3	3	2	3	2	2	3	1	2	2	68	
56	3	2	2	3	4	3	4	4	3	4	2	1	3	2	2	3	2	3	3	3	4	3	3	2	1	3	2	2	2	2	72
57	3	3	3	4	4	4	3	3	4	4	4	2	4	4	4	2	2	4	4	4	4	3	4	2	2	4	4	4	4	4	94
58	3	3	3	3	3	3	3	3	4	4	3	1	3	1	2	2	1	3	4	3	3	2	2	3	1	3	2	2	2	4	72
59	4	2	3	2	4	3	4	4	4	4	2	1	3	2	3	3	1	3	4	3	4	1	2	2	1	3	3	1	1	1	72
60	3	2	3	2	3	3	3	3	3	3	2	1	3	2	2	3	1	3	3	2	3	3	3	2	1	2	2	2	1	1	61
61	3	4	2	4	3	3	3	4	3	4	4	4	4	4	4	4	3	4	4	4	4	4	4	4	4	4	4	4	4	4	99
62	4	3	3	3	3	4	2	3	4	4	3	3	4	4	3	4	3	2	3	3	4	2	3	3	3	2	3	3	3	4	87
63	3	2	1	3	2	3	4	1	1	3	4	2	1	3	3	2	4	4	1	4	2	2	1	2	2	4	2	3	3	2	70
64	4	3	2	4	2	3	4	2	3	4	2	3	4	3	3	4	3	2	3	3	3	1	2	3	4	3	3	3	2	3	83
65	2	1	3	1	2	1	3	2	1	3	1	1	3	1	1	2	1	2	3	2	3	2	1	2	1	2	1	1	1	1	45
66	3	1	2	1	3	2	4	4	2	3	1	1	4	1	3	2	1	3	2	3	4	2	4	1	3	4	3	1	1	1	62
67	4	1	2	2	2	4	2	4	1	4	3	1	4	1	4	3	1	4	4	3	4	3	4	2	3	1	4	1	1	1	69

68	2	2	3	1	4	3	3	3	2	3	2	1	3	1	2	2	1	3	3	2	3	3	2	3	1	2	2	1	1	1	57
69	3	2	3	4	4	3	4	4	3	4	3	2	4	2	2	3	1	3	4	4	4	3	4	3	1	4	3	2	2	2	80
70	3	2	2	1	3	2	4	3	1	3	1	1	2	1	2	1	1	3	2	2	3	3	2	1	2	1	3	1	1	4	54
71	3	1	2	4	3	3	2	3	2	3	2	1	3	1	2	1	1	3	2	1	3	3	2	1	1	1	3	1	2	3	56

LAMPIRAN 3
VALIDITAS DAN RELIABILITAS PEMBELIAN KOMPULSIF

Scale: PEMBELIAN KOMPULSIF
Putaran 1

Reliability Statistics

Cronbach's Alpha	Cronbach's Alpha Based on Standardized Items	N of Items
,900	,900	36

Item Statistics

	Mean	Std. Deviation	N
VAR00001	2,7887	,92452	71
VAR00002	2,6197	1,01933	71
VAR00003	2,9155	,90627	71
VAR00004	2,8028	,85557	71
VAR00005	2,2676	,92517	71
VAR00006	2,2958	1,00562	71
VAR00007	2,2676	,89375	71
VAR00008	1,7746	,92886	71
VAR00009	2,2817	,98826	71
VAR00010	2,6197	,93145	71
VAR00011	2,6197	1,01933	71
VAR00012	2,9577	,72578	71
VAR00013	2,2958	,93189	71
VAR00014	2,5915	,99395	71
VAR00015	2,8873	,90316	71
VAR00016	2,4507	,90694	71
VAR00017	2,5915	,91928	71
VAR00018	3,1127	,70810	71
VAR00019	1,8732	,84396	71
VAR00020	2,7746	,84848	71
VAR00021	2,3944	,93318	71
VAR00022	2,4507	,98254	71
VAR00023	2,7183	,97370	71
VAR00024	2,4366	1,02445	71
VAR00025	2,2394	,96310	71
VAR00026	2,6056	,91774	71
VAR00027	2,2113	,84372	71
VAR00028	1,8451	,95091	71
VAR00029	2,0282	,86142	71
VAR00030	2,6338	,89824	71
VAR00031	2,4225	1,06452	71
VAR00032	2,1690	,79257	71
VAR00033	2,4789	,92364	71
VAR00034	2,6620	1,02739	71
VAR00035	2,2958	1,01972	71
VAR00036	3,3099	,72883	71

Item-Total Statistics

	Scale Mean if Item Deleted	Scale Variance if Item Deleted	Corrected Item-Total Correlation	Squared Multiple Correlation	Cronbach's Alpha if Item Deleted
VAR00001	87,2958	240,011	,615	.	,900
VAR00002	87,4648	243,967	,423	.	,903
VAR00003	87,1690	248,514	,320	.	,904
VAR00004	87,2817	246,805	,407	.	,903
VAR00005	87,8169	239,552	,631	.	,899
VAR00006	87,7887	239,483	,578	.	,900
VAR00007	87,8169	254,552	,110	.	,907
VAR00008	88,3099	238,417	,669	.	,899
VAR00009	87,8028	245,046	,403	.	,903
VAR00010	87,4648	240,281	,600	.	,900
VAR00011	87,4648	249,595	,244	.	,905
VAR00012	87,1268	247,169	,472	.	,902
VAR00013	87,7887	240,083	,607	.	,900
VAR00014	87,4930	244,025	,434	.	,902
VAR00015	87,1972	248,303	,329	.	,904
VAR00016	87,6338	241,207	,584	.	,900
VAR00017	87,4930	242,539	,527	.	,901
VAR00018	86,9718	250,999	,311	.	,904
VAR00019	88,2113	249,769	,300	.	,904
VAR00020	87,3099	254,674	,114	.	,907
VAR00021	87,6901	243,445	,486	.	,902
VAR00022	87,6338	242,550	,489	.	,902
VAR00023	87,3662	256,207	,042	.	,908
VAR00024	87,6479	247,117	,320	.	,904
VAR00025	87,8451	238,361	,645	.	,899
VAR00026	87,4789	243,339	,499	.	,901
VAR00027	87,8732	245,398	,468	.	,902
VAR00028	88,2394	241,785	,534	.	,901
VAR00029	88,0563	245,368	,458	.	,902
VAR00030	87,4507	242,994	,524	.	,901
VAR00031	87,6620	243,741	,409	.	,903
VAR00032	87,5775	245,533	,410	.	,903
VAR00033	87,5493	244,765	,401	.	,903
VAR00034	87,4225	241,647	,494	.	,901
VAR00035	87,7887	244,340	,411	.	,903
VAR00036	86,7746	247,777	,443	.	,902

Scale Statistics

Mean	Variance	Std. Deviation	N of Items
90,0845	258,478	16,07727	36

Putaran 2

Reliability Statistics

Cronbach's Alpha	Cronbach's Alpha Based on Standardized Items	N of Items
,915	,916	32

Item Statistics

	Mean	Std. Deviation	N
VAR00001	2,7887	,92452	71
VAR00002	2,6197	1,01933	71
VAR00003	2,9155	,90627	71
VAR00004	2,8028	,85557	71
VAR00005	2,2676	,92517	71
VAR00006	2,2958	1,00562	71
VAR00008	1,7746	,92886	71
VAR00009	2,2817	,98826	71
VAR00010	2,6197	,93145	71
VAR00012	2,9577	,72578	71
VAR00013	2,2958	,93189	71
VAR00014	2,5915	,99395	71
VAR00015	2,8873	,90316	71
VAR00016	2,4507	,90694	71
VAR00017	2,5915	,91928	71
VAR00018	3,1127	,70810	71
VAR00019	1,8732	,84396	71
VAR00021	2,3944	,93318	71
VAR00022	2,4507	,98254	71
VAR00024	2,4366	1,02445	71
VAR00025	2,2394	,96310	71
VAR00026	2,6056	,91774	71
VAR00027	2,2113	,84372	71
VAR00028	1,8451	,95091	71
VAR00029	2,0282	,86142	71
VAR00030	2,6338	,89824	71
VAR00031	2,4225	1,06452	71
VAR00032	2,5070	,93920	71
VAR00033	2,5352	1,01180	71
VAR00034	2,6620	1,02739	71
VAR00035	2,2958	1,01972	71
VAR00036	3,3099	,72883	71

Item-Total Statistics

	Scale Mean if Item Deleted	Scale Variance if Item Deleted	Corrected Item-Total Correlation	Squared Multiple Correlation	Cronbach's Alpha if Item Deleted
VAR00001	76,9155	223,650	,642	.	,910
VAR00002	77,0845	229,221	,389	.	,914
VAR00003	76,7887	232,140	,337	.	,914

VAR00004	76,9014	230,862	,411	.	,913
VAR00005	77,4366	223,192	,659	.	,910
VAR00006	77,4085	222,674	,619	.	,910
VAR00008	77,9296	222,238	,692	.	,909
VAR00009	77,4225	229,705	,387	.	,914
VAR00010	77,0845	223,107	,657	.	,910
VAR00012	76,7465	231,078	,483	.	,912
VAR00013	77,4085	223,245	,652	.	,910
VAR00014	77,1127	229,730	,383	.	,914
VAR00015	76,8169	232,209	,336	.	,914
VAR00016	77,2535	224,849	,610	.	,910
VAR00017	77,1127	225,787	,566	.	,911
VAR00018	76,5915	234,274	,346	.	,914
VAR00019	77,8310	233,142	,326	.	,914
VAR00021	77,3099	226,388	,534	.	,911
VAR00022	77,2535	226,163	,512	.	,912
VAR00024	77,2676	233,085	,260	.	,916
VAR00025	77,4648	221,824	,680	.	,909
VAR00026	77,0986	227,747	,494	.	,912
VAR00027	77,4930	228,482	,513	.	,912
VAR00028	77,8592	225,466	,557	.	,911
VAR00029	77,6761	228,194	,512	.	,912
VAR00030	77,0704	226,409	,557	.	,911
VAR00031	77,2817	229,948	,347	.	,914
VAR00032	77,1972	231,132	,359	.	,914
VAR00033	77,1690	229,885	,370	.	,914
VAR00034	77,0423	227,698	,436	.	,913
VAR00035	77,4085	230,131	,359	.	,914
VAR00036	76,3944	231,985	,439	.	,913

Scale Statistics

Mean	Variance	Std. Deviation	N of Items
79,7042	242,268	15,56497	32

Putaran 3

Reliability Statistics

Cronbach's Alpha	Cronbach's Alpha Based on Standardized Items	N of Items
,916	,917	31

Item Statistics

	Mean	Std. Deviation	N
VAR00001	2,7887	,92452	71
VAR00002	2,6197	1,01933	71

VAR00003	2,9155	,90627	71
VAR00004	2,8028	,85557	71
VAR00005	2,2676	,92517	71
VAR00006	2,2958	1,00562	71
VAR00008	1,7746	,92886	71
VAR00009	2,2817	,98826	71
VAR00010	2,6197	,93145	71
VAR00012	2,9577	,72578	71
VAR00013	2,2958	,93189	71
VAR00014	2,5915	,99395	71
VAR00015	2,8873	,90316	71
VAR00016	2,4507	,90694	71
VAR00017	2,5915	,91928	71
VAR00018	3,1127	,70810	71
VAR00019	1,8732	,84396	71
VAR00021	2,3944	,93318	71
VAR00022	2,4507	,98254	71
VAR00025	2,2394	,96310	71
VAR00026	2,6056	,91774	71
VAR00027	2,2113	,84372	71
VAR00028	1,8451	,95091	71
VAR00029	2,0282	,86142	71
VAR00030	2,6338	,89824	71
VAR00031	2,4225	1,06452	71
VAR00032	2,5070	,93920	71
VAR00033	2,5352	1,01180	71
VAR00034	2,6620	1,02739	71
VAR00035	2,2958	1,01972	71
VAR00036	3,3099	,72883	71

Item-Total Statistics

	Scale Mean if Item Deleted	Scale Variance if Item Deleted	Corrected Item-Total Correlation	Squared Multiple Correlation	Cronbach's Alpha if Item Deleted
VAR00001	74,4789	214,310	,662	,801	,911
VAR00002	74,6479	220,746	,373	,879	,915
VAR00003	74,3521	223,146	,337	,447	,915
VAR00004	74,4648	221,738	,417	,517	,914
VAR00005	75,0000	214,286	,662	,702	,911
VAR00006	74,9718	213,828	,620	,795	,911
VAR00008	75,4930	213,454	,691	,820	,910
VAR00009	74,9859	220,643	,391	,590	,915
VAR00010	74,6479	214,174	,662	,761	,910
VAR00012	74,3099	221,903	,493	,727	,913
VAR00013	74,9718	214,342	,655	,842	,911
VAR00014	74,6761	220,765	,384	,488	,915
VAR00015	74,3803	223,239	,335	,416	,915
VAR00016	74,8169	215,723	,621	,721	,911
VAR00017	74,6761	216,708	,574	,611	,912
VAR00018	74,1549	224,847	,364	,698	,915
VAR00019	75,3944	224,128	,326	,469	,915
VAR00021	74,8732	217,341	,541	,656	,912
VAR00022	74,8169	217,009	,522	,756	,913
VAR00025	75,0282	212,771	,690	,798	,910
VAR00026	74,6620	218,741	,497	,712	,913

VAR00027	75,0563	219,425	,518	,673	,913
VAR00028	75,4225	216,562	,558	,824	,912
VAR00029	75,2394	219,042	,522	,621	,913
VAR00030	74,6338	217,350	,564	,698	,912
VAR00031	74,8451	221,647	,325	,482	,916
VAR00032	74,7606	222,499	,346	,719	,915
VAR00033	74,7324	221,456	,352	,866	,915
VAR00034	74,6056	219,585	,409	,729	,914
VAR00035	74,9718	221,828	,336	,736	,916
VAR00036	73,9577	222,755	,450	,570	,914

Scale Statistics

Mean	Variance	Std. Deviation	N of Items
77,2676	233,085	15,26711	31

LAMPIRAN 4
VALIDITAS DAN RELIABILITAS *CELEBRITY WORSHIP*

Scale: *CELEBRITY WORSHIP*

Putaran 1

Reliability Statistics

Cronbach's Alpha	Cronbach's Alpha Based on Standardized Items	N of Items
,921	,919	30

Item Statistics

	Mean	Std. Deviation	N
VAR00001	2,83	,828	71
VAR00002	2,34	,861	71
VAR00003	2,46	,859	71
VAR00004	2,87	1,013	71
VAR00005	3,25	,806	71
VAR00006	2,73	,878	71
VAR00007	3,23	,778	71
VAR00008	3,38	,704	71
VAR00009	2,66	,940	71
VAR00010	3,46	,605	71
VAR00011	2,42	,951	71
VAR00012	1,66	,940	71
VAR00013	2,90	,943	71
VAR00014	1,79	,955	71
VAR00015	2,51	,954	71
VAR00016	2,37	,914	71
VAR00017	1,72	,865	71
VAR00018	3,07	,816	71
VAR00019	3,04	,764	71
VAR00020	2,52	,843	71
VAR00021	3,28	,814	71
VAR00022	2,61	,836	71
VAR00023	2,76	,902	71
VAR00024	2,11	,803	71
VAR00025	1,83	,926	71
VAR00026	2,62	1,047	71
VAR00027	2,62	,916	71
VAR00028	2,08	,937	71
VAR00029	2,10	,973	71
VAR00030	2,27	1,146	71

Item-Total Statistics

	Scale Mean if Item Deleted	Scale Variance if Item Deleted	Corrected Item-Total Correlation	Squared Multiple Correlation	Cronbach's Alpha if Item Deleted
VAR00001	74,68	205,794	,446	.	,920
VAR00002	75,17	205,314	,447	.	,920
VAR00003	75,04	207,412	,361	.	,921
VAR00004	74,63	200,293	,550	.	,918
VAR00005	74,25	209,535	,296	.	,921
VAR00006	74,77	205,434	,432	.	,920
VAR00007	74,28	210,205	,278	.	,922
VAR00008	74,13	210,084	,318	.	,921
VAR00009	74,85	200,761	,579	.	,918
VAR00010	74,04	209,412	,417	.	,920
VAR00011	75,08	195,250	,787	.	,914
VAR00012	75,85	201,847	,537	.	,918
VAR00013	74,61	197,328	,712	.	,916
VAR00014	75,72	202,320	,510	.	,919
VAR00015	75,00	196,429	,738	.	,915
VAR00016	75,14	199,894	,633	.	,917
VAR00017	75,79	205,198	,449	.	,920
VAR00018	74,44	203,278	,564	.	,918
VAR00019	74,46	203,109	,615	.	,918
VAR00020	74,99	199,557	,706	.	,916
VAR00021	74,23	207,920	,362	.	,921
VAR00022	74,90	216,633	-,010	.	,925
VAR00023	74,75	207,963	,319	.	,921
VAR00024	75,39	210,242	,266	.	,922
VAR00025	75,68	203,422	,485	.	,919
VAR00026	74,89	195,244	,709	.	,915
VAR00027	74,89	198,301	,695	.	,916
VAR00028	75,42	197,505	,710	.	,916
VAR00029	75,41	197,902	,666	.	,916
VAR00030	75,24	198,470	,536	.	,919

Scale Statistics

Mean	Variance	Std. Deviation	N of Items
77,51	217,082	14,734	30

Putaran 2

Reliability Statistics

Cronbach's Alpha	Cronbach's Alpha Based on Standardized Items	N of Items
,928	,926	26

Item Statistics

	Mean	Std. Deviation	N
VAR00001	2,83	,828	71
VAR00002	2,34	,861	71
VAR00003	2,46	,859	71

VAR00004	2,87	1,013	71
VAR00006	2,73	,878	71
VAR00008	3,38	,704	71
VAR00009	2,66	,940	71
VAR00010	3,46	,605	71
VAR00011	2,42	,951	71
VAR00012	1,66	,940	71
VAR00013	2,90	,943	71
VAR00014	1,79	,955	71
VAR00015	2,51	,954	71
VAR00016	2,37	,914	71
VAR00017	1,72	,865	71
VAR00018	3,07	,816	71
VAR00019	3,04	,764	71
VAR00020	2,52	,843	71
VAR00021	3,28	,814	71
VAR00023	2,76	,902	71
VAR00025	1,83	,926	71
VAR00026	2,62	1,047	71
VAR00027	2,62	,916	71
VAR00028	2,08	,937	71
VAR00029	2,10	,973	71
VAR00030	2,27	1,146	71

Item-Total Statistics

	Scale Mean if Item Deleted	Scale Variance if Item Deleted	Corrected Item-Total Correlation	Squared Multiple Correlation	Cronbach's Alpha if Item Deleted
VAR00001	63,48	185,453	,446	,513	,927
VAR00002	63,97	184,713	,459	,699	,927
VAR00003	63,85	187,190	,351	,525	,928
VAR00004	63,44	180,307	,546	,631	,925
VAR00006	63,58	184,990	,437	,571	,927
VAR00008	62,93	190,066	,290	,610	,928
VAR00009	63,65	180,689	,578	,690	,925
VAR00010	62,85	189,733	,365	,581	,928
VAR00011	63,89	175,330	,792	,816	,921
VAR00012	64,65	181,089	,562	,789	,925
VAR00013	63,41	177,474	,709	,749	,923
VAR00014	64,52	181,310	,543	,719	,925
VAR00015	63,80	176,189	,753	,711	,922
VAR00016	63,94	179,425	,650	,673	,924
VAR00017	64,59	184,188	,479	,752	,926
VAR00018	63,24	182,870	,573	,687	,925
VAR00019	63,27	182,913	,614	,644	,924
VAR00020	63,79	179,998	,685	,764	,923
VAR00021	63,03	187,799	,346	,645	,928
VAR00023	63,55	187,937	,301	,408	,929
VAR00025	64,48	182,796	,501	,621	,926
VAR00026	63,69	175,674	,700	,677	,923
VAR00027	63,69	178,074	,707	,704	,923
VAR00028	64,23	177,291	,722	,786	,923
VAR00029	64,21	177,998	,664	,742	,923
VAR00030	64,04	178,184	,546	,568	,926

Scale Statistics

Mean	Variance	Std. Deviation	N of Items
66,31	196,188	14,007	26

Putaran 3

Reliability Statistics

Cronbach's Alpha	Cronbach's Alpha Based on Standardized Items	N of Items
,935	,934	25

Item Statistics

	Mean	Std. Deviation	N
VAR00001	2,83	,828	71
VAR00002	2,34	,861	71
VAR00003	2,46	,859	71
VAR00004	2,87	1,013	71
VAR00006	2,73	,878	71
VAR00009	2,66	,940	71
VAR00010	3,46	,605	71
VAR00011	2,42	,951	71
VAR00012	1,66	,940	71
VAR00013	2,90	,943	71
VAR00014	1,79	,955	71
VAR00015	2,51	,954	71
VAR00016	2,37	,914	71
VAR00017	1,72	,865	71
VAR00018	3,07	,816	71
VAR00019	3,04	,764	71
VAR00020	2,52	,843	71
VAR00021	3,28	,814	71
VAR00023	2,51	,954	71
VAR00025	1,83	,926	71
VAR00026	2,62	1,047	71
VAR00027	2,62	,916	71
VAR00028	2,08	,937	71
VAR00029	2,10	,973	71
VAR00030	2,27	1,146	71

Item-Total Statistics

	Scale Mean if Item Deleted	Scale Variance if Item Deleted	Corrected Item-Total Correlation	Squared Multiple Correlation	Cronbach's Alpha if Item Deleted
VAR00001	59,85	192,647	,434	.	,935

VAR00002	60,34	191,598	,460	.	,934
VAR00003	60,21	194,483	,337	.	,936
VAR00004	59,80	187,161	,545	.	,933
VAR00006	59,94	191,940	,436	.	,935
VAR00009	60,01	188,214	,551	.	,933
VAR00010	59,21	197,226	,336	.	,936
VAR00011	60,25	182,049	,793	.	,930
VAR00012	61,01	187,557	,577	.	,933
VAR00013	59,77	184,463	,701	.	,931
VAR00014	60,89	187,416	,573	.	,933
VAR00015	60,17	182,200	,784	.	,930
VAR00016	60,31	185,874	,666	.	,932
VAR00017	60,96	190,241	,516	.	,934
VAR00018	59,61	190,042	,560	.	,933
VAR00019	59,63	190,121	,598	.	,933
VAR00020	60,15	186,704	,690	.	,931
VAR00021	59,39	195,157	,329	.	,936
VAR00023	60,17	182,200	,784	.	,930
VAR00025	60,85	189,561	,506	.	,934
VAR00026	60,06	182,311	,704	.	,931
VAR00027	60,06	184,882	,706	.	,931
VAR00028	60,59	183,788	,734	.	,931
VAR00029	60,58	184,447	,678	.	,931
VAR00030	60,41	184,559	,560	.	,934

Scale Statistics

Mean	Variance	Std. Deviation	N of Items
62,68	203,308	14,259	25

LAMPIRAN 5
UJI NORMALITAS PEMBELIAN KOMPULSIF DAN *CELEBRITY WORSHIP*

[DataSet0]

Case Processing Summary

	Cases					
	Valid		Missing		Total	
	N	Percent	N	Percent	N	Percent
PEMBELIAN KOMPULSIF	71	100,0%	0	0,0%	71	100,0%
CELEBRITIS WORKSHIP	71	100,0%	0	0,0%	71	100,0%

Descriptives

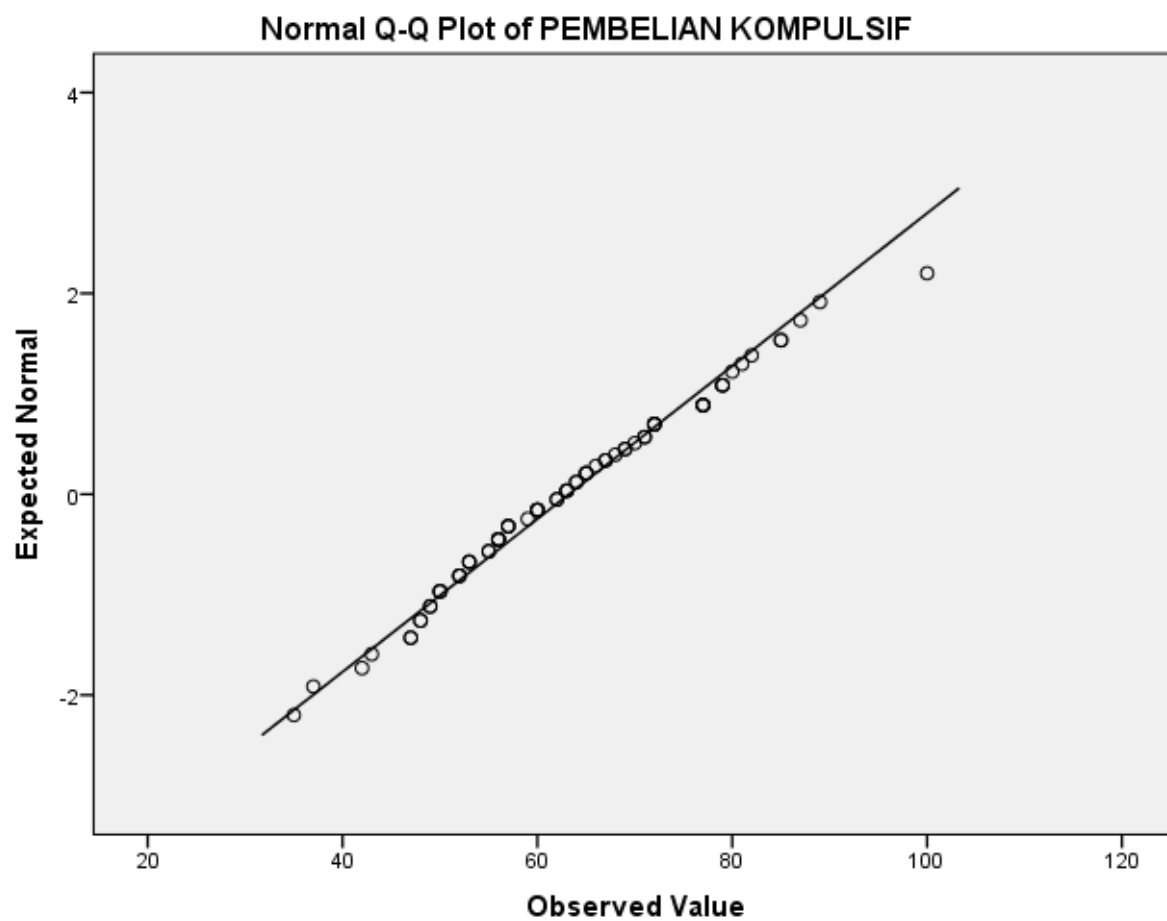
			Statistic	Std. Error
PEMBELIAN KOMPULSIF	Mean		63,2394	1,55871
	95% Confidence Interval for Mean	Lower Bound	60,1307	
		Upper Bound	66,3482	
	5% Trimmed Mean		63,0610	
	Median		63,0000	
	Variance		172,499	
	Std. Deviation		13,13389	
	Minimum		35,00	
	Maximum		100,00	
	Range		65,00	
	Interquartile Range		19,00	
	Skewness		,302	,285
	Kurtosis		-,146	,563
	Mean		58,4648	1,49914
CELEBRITIS WORKSHIP	95% Confidence Interval for Mean	Lower Bound	55,4749	
		Upper Bound	61,4547	
	5% Trimmed Mean		58,3740	
	Median		58,0000	
	Variance		159,567	
	Std. Deviation		12,63197	
	Minimum		33,00	
	Maximum		87,00	
	Range		54,00	
	Interquartile Range		19,00	
	Skewness		,156	,285
	Kurtosis		-,578	,563

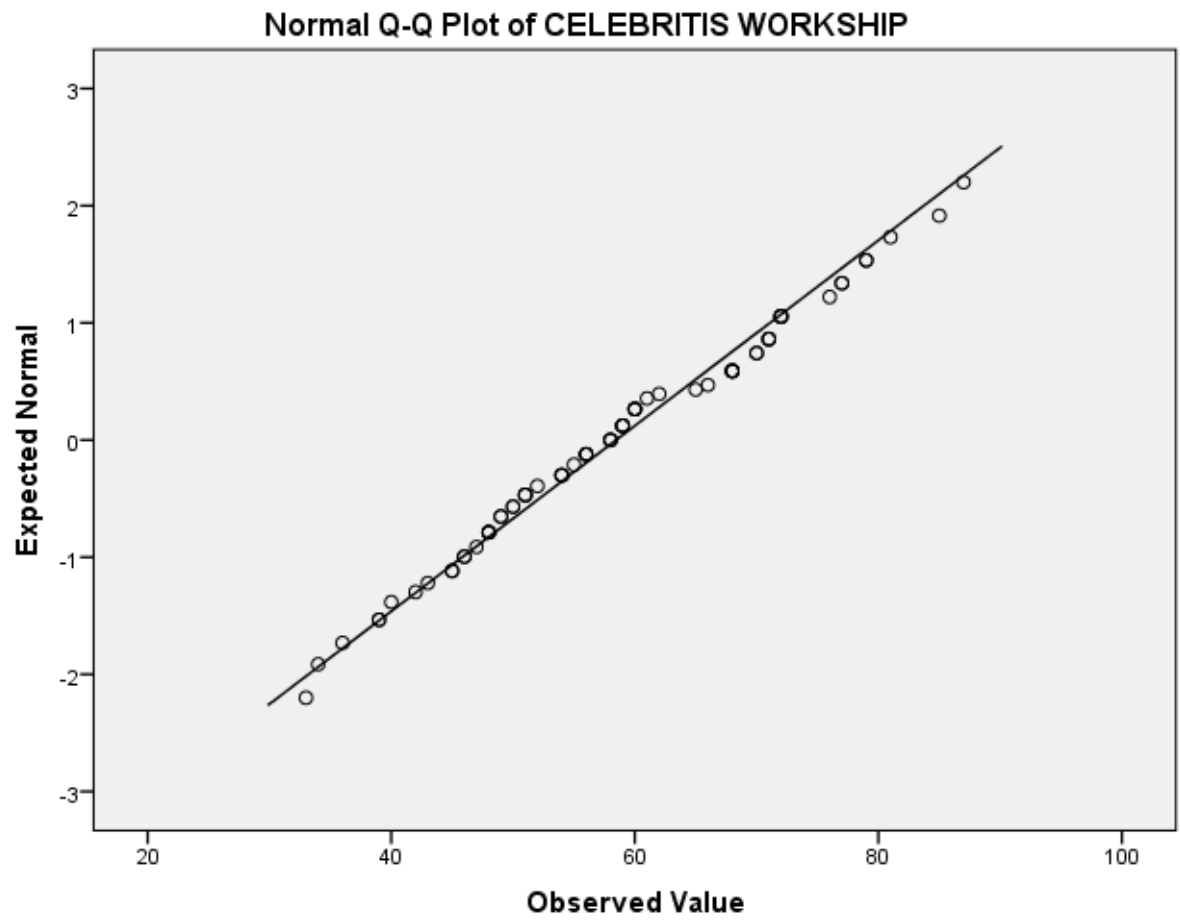
Tests of Normality						
	Kolmogorov-Smirnov ^a			Shapiro-Wilk		
	Statistic	df	Sig.	Statistic	df	Sig.
PEMBELIAN KOMPULSIF	,077	71	,200	,987	71	,704
CELEBRITIS WORKSHIP	,085	71	,200	,984	71	,479

*. This is a lower bound of the true significance.

a. Lilliefors Significance Correction

Normal Q-Q Plots





LAMPIRAN 6
UJI LINEARITAS VARIABEL CEEBRITY WORSHIP DENGAN
PEMBELIAN KOMPULSIF

Case Processing Summary

	Cases					
	Included		Excluded		Total	
	N	Percent	N	Percent	N	Percent
PEMBELIAN KOMPULSIF * CELEBRITIS WORKSHIP	71	100,0%	0	0,0%	71	100,0%

ANOVA Table

			Sum of Squares	Df	Mean Square	F	Sig.
(Combined)			9586,963	34	281,969	4,080	,000
PEMBELIAN KOMPULSIF * CELEBRITIS WORKSHIP	Between	Linearity	7339,228	1	7339,228	106,196	,000
		Deviation from Linearity	2247,734	33	68,113	,986	,515
	Within Groups		2487,967	36	69,110		
Total			12074,930	70			

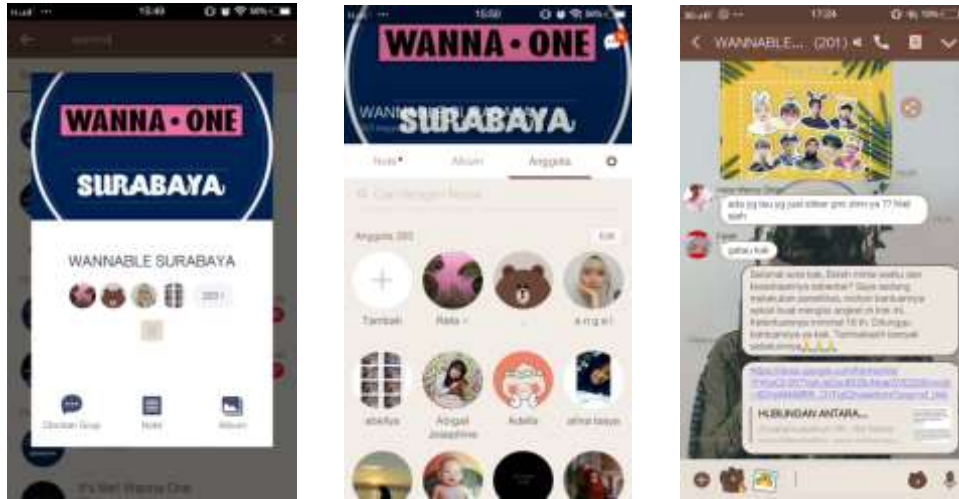
LAMPIRAN 7
HASIL ANALISIS DATA

Correlations

		Correlations	
		PEMBELIAN KOMPULSIF	CELEBRITIS WORKSHIP
PEMBELIAN KOMPULSIF	Pearson Correlation	1	,780**
	Sig. (2-tailed)		,000
	N	71	71
CELEBRITIS WORKSHIP	Pearson Correlation	,780**	1
	Sig. (2-tailed)	,000	
	N	71	71

** . Correlation is significant at the 0.01 level (2-tailed).

LAMPIRAN 9 DOKUMENTASI PENELITIAN





UNIVERSITAS MUHAMMADIYAH SURABAYA
FAKULTAS PSIKOLOGI

PROGRAM STUDI ILMU PSIKOLOGI (S1)

Jln. Sutorejo No. 59, Telp. (031) 3811966, Fax. (031) 3813096 Surabaya Perguruan Tinggi

Nomor : 192/IL3.AU/F/PSI/2018
 Lampiran : -
 Perihal : Pengambilan Data

Kepada Yth.
Pimpinan Komunitas Wannable
 Di
Surabaya

Assalamu'alaikum Warohmatullahi Wabarokatuh

Segala puji bagi Allah yang telah melimpahkan rahmat dan hidayahNya sehingga kita senantiasa mampu melaksanakan aktivitas sehari – hari dengan optimal.

Dalam rangka penelitian sebagai Tugas Akhir Mahasiswa di Fakultas Psikologi Universitas Muhammadiyah Surabaya Tahun Akademik 2017/2018, maka mahasiswa tersebut dibawah ini :

Nama : Maretadika Nurul Karomah
NIM : 20141663017

Bermaksud untuk mengambil Data Penelitian Tugas Akhir. Untuk itu mohon dengan hormat agar Bapak/Ibu memberikan izin untuk Pengambilan Data kepada mahasiswa kami tersebut.

Demikian surat pengantar ini kami buat, atas perhatian dan kerjasama Bapak/Ibu kami ucapkan terimakasih.

Wassalamu'alaikum Warohmatullahi Wabarokatuh

Surabaya, 24 Agustus 2018
 Dekan,

Dr. Wiwik J. Prihastiyi, M.Si

Komunitas Wannable Surabaya
Wanna One Fanbase From Surabaya

line : gebyjuliana123



Surabaya, 28 Agustus 2018

Nomor : 01/Kom.WannableSurabaya/2018

Lamp : -

Hal : Ijin Sebar Angket a.n Maretadika Nurul Karomah

Yang terhormat

Dekan Fakultas Psikologi

Universitas Muhammadiyah Surabaya

Menjawaab surat saudara nomor 192/IL3.AU/E/PSI/2018 perihal permohonan ijin sebar angket untuk mengambil data penelitian tugas akhir, dengan ini kami sampaikan bahwa kami memberi ijin kepada mahasiswa yang bersangkutan di bawah ini untuk melakukan penelitian di anggota komunitas Wannable.

Nama : Maretadika Nurul Karomah

NIM : 20141663017

Demikian surat ini dibuat, atas perhatian dan kerjasamanya kami ucapkan terima kasih.

Hormat saya,
Ketua Komunitas

Geby Juliana



Program Studi SI Psikologi
Fakultas Psikologi
UNIVERSITAS MUHAMMADIYAH SURABAYA

KARTU KONSULTASI SKRIPSI

Nama : Maretadika Nurul Karomah
Pembimbing 1 : Dewi Ilma Antawati, S.Psi, M.Psi, Psi.
Pembimbing 2 : Rinanti Resmadewi, S.Psi, M.Psi, Psi.
J u d u l :

No	Tgl/Bln/Thn	Revisi	Tanda Tangan
1	1.	konsul latar belakang masalah.	
2	2.	konsul pengambilan data awal	
3		konsul wacana ganti judul	
4	3.	Y → Kecondongan interaksi personal. X. → kelebihan ofitias / afers . exhibition Interaksi Agreeableness	
5	> /4 2017	⊕ Penelitian Terdahulu	
6	24 /4 2018	Celebrity Worry	
7	4 /5 2018	Cara kerja X	
8	23 /5 2018	Bab 1 OK	
9	9/06/2018	Bab 1 (Latar belakang) revisi	
10	11/06/2018	Revisi latar belakang	
11	01/7/2018	Ace Bab 1	
12	13/7/2018	Revisi bab 2 (kambah teori)	
13	26/7/2018	Revisi Bab 2	
14	30/7/2018	Revisi bab 2	



Program Studi S1 Psikologi
Fakultas Psikologi
UNIVERSITAS MUHAMMADIYAH SURABAYA

KARTU KONSULTASI SKRIPSI

Nama : Miretadika Nurul Karomah
Pembimbing 1 : Dewi Ilma Antawati, S.Psi, M.Psi, Psi.
Pembimbing 2 : Rinanti Restmadewi, S.Psi, M.Psi, Psi.
Judul : Hubungan Antara Celebrity Worship dengan Pembelian Komputif pada Anggota Komunitas Al-Manzilah di Surabaya

No	Tgl/Bln/Thn	Revisi	Tanda Tangan
15	4/18/2018	Revisi bab 2 Revisi perangka konseptual Tambah teori	Rita
16	5/8/2018	ACC bab 2 Lanjut bab 3.	Rita
17	9/8/18	Definisi konsep & operasional Tehnik sampling	Rita
18	12/8/18	Revisi Bab 3	Rita
19	16/8/18	Revisi Angket	Rita
20	21/8/18	ACC Angket	Rita
21	26/8/18	Revisi bab 4 dan 5	Rita
22	29/8/18	Revisi pembahasan bab 4 dan saran bab 5 Lengkap halaman judul - Lampiran	Rita
23	29/8/18	Ruro + cat plastik	Rita
24	31/8/18	Revisi pembahasan	Rita
25	4/9/2018	Bab 4 dan 5 ok	Rita
26	5/9/2018	Acc ujian	Rita



PERPUSTAKAAN
UNIVERSITAS MUHAMMADIYAH SURABAYA

ASLI

SURAT KETERANGAN BUKTI BEBAS PLAGIASI

Naskah tugas akhir / skripsi / karya tulis / tesis*) yang diserahkan atas :

Nama : Maretadika Nurul Karamah
 NIM : 20141863017
 Fakultas/Jurusan : Psikologi
 Alamat : Dsn. Kesik, Di. Landisan, Kab. Lamongan
 Judul : Hubungan antara celebrity worship dengan pembelian kompulsif pada dewasa awal komunitas Wannabe di Surabaya

telah diserahkan dan memenuhi kriteria batas maksimal yang sudah ditentukan.

Petugas perpustakaan

Jub. Ach. S.

Mengetahui,
Kepala Perpustakaan
M. Ulfa
Dra. Mas'Ulfa, M.A.

Surabaya, 31 Agustus 2018

Mahasiswa,

M.H.
Maretadika M.K

**) Coret yang tidak perlu*



UNIVERSITAS MUHAMMADIYAH SURABAYA
PUSAT BAHASA

Jl. Sutorejo 59 Surabaya 60113 Telp. 031-3811966, 3811967 Ext (130) Gd. A Lt 2
 Email: pusba.umsby@gmail.com

ENDORSEMENT LETTER
 708/PB-UMS/EL/IX/2018

This letter is to certify that the abstract of the thesis below

Title : Correlation Between Celebrity Worship and Compulsif Purchase in The
 Early Adult Members of Wannable Community in Surabaya

Student's name : Maretadika Nurul Karomah

Reg. Number : 20141663017

Department : S1 Psikologi

has been endorsed by Pusat Bahasa *UMSurabaya* for further approval by the examining
 committee of the faculty.

Surabaya, 24 September 2018

Waode Hamsia, M.Pd

