

LAMPIRAN 1  
 TABULASI DATA  
 WORKPLACE BULLYING

Sbk	1	2	3	4	5	6	7	8	9	10	11	12	13	14	15	16	17	18	19	20	21	22	23	24	25	26	27	28	29	30	31	32	33	34	35	36	37	38	39	40	41	42	43	44	45	46	47	48	49	50	51	52	Total			
1	1	2	2	2	1	1	2	2	1	2	2	1	2	1	1	1	1	1	1	1	1	1	1	2	1	2	1	1	1	1	1	2	2	2	2	1	2	2	1	1	2	2	1	1	2	2	2	2	1	2	2	1	2	2	1	77
2	1	1	2	2	1	1	3	2	2	2	3	2	1	1	2	1	1	1	2	1	2	1	1	2	1	1	1	1	2	1	1	1	2	1	1	1	1	1	1	1	1	1	1	1	2	2	1	1	1	1	2	73				
3	2	2	2	1	1	1	1	2	2	2	2	2	1	1	1	1	2	1	2	2	2	1	2	2	1	2	2	1	1	1	2	2	2	2	2	2	1	2	3	2	2	1	1	2	2	1	2	2	2	2	1	86				
4	2	3	2	2	2	2	3	2	2	1	2	3	1	2	1	1	2	1	2	2	2	1	1	1	2	2	2	2	1	1	1	1	2	2	2	2	2	2	3	1	1	1	1	2	1	2	2	2	3	1	2	2	91			
5	1	1	1	2	1	1	1	1	1	1	1	3	1	2	1	1	2	1	1	2	2	2	2	3	1	1	1	2	1	1	1	1	2	2	1	1	2	1	1	2	2	2	2	2	1	1	1	2	1	1	1	1	73			
6	2	2	2	1	1	1	1	1	1	1	2	2	1	1	2	2	1	1	1	2	2	1	2	2	1	2	1	2	1	2	1	2	3	1	2	2	1	1	3	1	3	1	2	2	2	2	2	2	2	1	1	2	83			
7	2	2	1	2	2	1	2	2	2	2	2	1	2	2	2	2	2	2	1	3	1	1	2	1	2	2	2	2	1	2	2	2	1	2	2	2	2	1	1	2	2	2	1	4	2	1	1	1	2	2	2	2	2	92		
8	3	2	3	3	1	2	2	1	1	1	3	2	1	1	4	1	1	1	1	2	1	1	1	1	3	1	1	1	1	1	1	2	3	1	1	1	1	1	1	4	3	1	2	2	1	2	3	2	1	3	2	1	3	89		
9	2	1	1	1	1	1	1	1	1	1	2	1	2	1	3	1	1	1	1	2	2	1	2	1	3	3	2	3	2	1	1	4	4	1	1	1	1	1	3	3	3	2	4	1	2	3	3	1	3	1	1	1	91			
10	1	1	1	1	1	1	1	1	1	1	1	1	1	1	1	1	1	1	1	1	1	1	1	1	1	1	1	1	1	1	1	1	2	3	1	1	1	1	1	1	3	2	1	2	3	1	2	2	2	2	1	1	1	1	65	
11	1	2	1	2	2	1	2	2	1	1	1	2	1	1	2	1	1	1	1	1	2	2	2	1	2	1	2	1	1	1	1	1	3	4	1	1	1	1	1	2	1	1	2	1	4	1	2	2	2	1	1	2	2	1	79	
12	1	2	1	1	1	1	1	1	1	1	1	1	1	1	2	1	1	1	1	1	1	1	1	1	1	1	1	1	1	1	1	1	4	4	1	1	1	1	1	1	1	2	1	2	3	1	1	2	2	2	1	1	1	1	67	
13	2	2	1	1	1	1	1	1	1	1	1	1	1	1	2	1	1	1	1	1	1	1	1	2	1	1	1	1	1	1	1	4	4	2	1	1	1	1	1	1	2	1	2	3	1	2	1	2	2	2	1	1	1	71		
14	2	2	1	1	1	1	3	1	1	1	1	2	2	2	1	1	2	1	2	2	1	2	1	1	2	1	1	1	1	1	1	1	2	2	1	2	2	1	2	2	1	2	2	2	1	1	2	2	1	1	1	1	75			
15	2	2	1	1	1	1	3	1	1	1	1	2	2	2	1	1	2	1	2	2	1	2	1	1	2	2	1	2	1	2	1	1	2	2	2	2	2	2	1	2	2	2	2	2	1	2	2	2	1	2	2	2	2	84		
16	2	2	1	1	1	1	3	1	1	1	1	2	2	2	1	1	2	1	2	2	2	1	2	1	1	2	1	1	1	1	1	1	2	2	1	2	2	1	2	2	1	2	2	2	1	1	2	2	1	1	1	1	75			
17	2	2	1	2	1	1	2	1	1	1	2	3	1	2	1	1	1	1	2	2	1	1	1	2	1	1	1	1	1	2	1	2	3	3	1	2	2	1	1	2	2	2	1	2	2	2	1	3	1	2	1	2	82			
18	2	2	2	2	1	2	1	1	1	1	2	2	1	2	1	2	2	1	1	1	2	2	1	2	1	2	2	2	2	1	1	2	1	1	1	2	2	2	1	3	1	1	2	3	1	2	2	1	4	2	1	2	2	85		
19	3	1	2	1	2	2	2	1	2	2	1	1	2	3	2	3	2	2	2	2	2	3	3	3	2	2	3	2	3	2	2	4	1	2	2	2	2	2	2	2	2	2	2	1	2	2	2	1	2	2	2	2	2	106		
20	1	2	1	1	1	1	1	1	1	1	1	1	1	1	1	1	1	1	1	1	1	1	1	1	1	1	1	1	1	1	1	4	4	1	1	1	1	1	1	1	1	2	1	2	3	1	1	1	2	2	1	1	1	1	65	
21	1	2	1	1	1	1	1	1	1	1	1	1	1	1	1	1	1	1	1	1	1	1	1	1	2	1	1	1	1	1	1	1	4	4	1	1	2	1	1	1	1	1	1	1	1	2	3	1	1	2	2	1	1	1	2	68
22	1	2	1	1	1	1	1	1	1	1	1	1	1	1	2	1	1	1	1	1	1	1	1	1	1	1	1	1	1	1	1	4	4	1	1	1	1	1	1	1	3	1	2	3	1	1	1	2	1	1	2	1	2	68		
23	1	2	1	1	1	1	1	1	1	1	1	1	1	1	1	1	1	1	1	1	1	1	1	1	1	1	1	1	1	1	1	4	4	1	2	2	1	2	2	1	2	1	2	3	1	2	2	2	2	1	2	2	2	73		

24	1	2	1	1	1	1	1	1	1	1	1	1	1	1	1	2	1	1	1	1	1	1	1	1	1	1	1	1	1	1	1	1	4	2	1	1	1	1	1	2	2	1	2	3	1	1	2	2	1	1	1	2	1	66			
25	1	2	1	1	1	1	1	1	1	1	1	1	1	1	1	1	1	1	1	1	1	1	1	1	1	1	1	1	1	1	1	1	4	4	1	1	1	1	1	1	1	2	3	1	1	2	2	1	1	1	1	1	1	64			
26	1	2	1	2	1	1	2	1	1	1	2	2	1	1	1	1	2	2	3	2	2	2	2	2	1	1	2	2	1	1	3	3	1	1	2	3	2	1	2	2	1	2	2	1	1	1	1	2	2	2	2	2	85				
27	2	2	2	2	2	1	2	1	1	2	2	1	2	1	1	1	2	2	1	2	2	2	2	1	1	1	1	1	1	1	1	2	1	1	1	1	1	1	2	2	2	2	3	1	1	1	1	1	1	1	1	1	73				
28	2	1	2	2	2	1	2	1	2	2	1	1	1	2	1	2	2	1	1	2	2	2	2	1	2	2	2	2	2	2	2	3	4	1	1	2	2	1	3	2	2	2	3	2	2	2	1	4	2	2	2	2	97				
29	2	2	2	1	1	1	1	1	1	1	1	1	1	1	1	2	2	2	2	1	1	1	1	1	1	1	1	1	4	2	2	3	4	1	1	1	1	1	1	3	1	1	3	3	2	4	2	4	1	1	1	1	1	83			
30	1	1	1	1	1	1	2	1	2	1	1	2	2	1	1	1	1	1	2	2	1	1	1	2	1	1	1	1	1	1	4	4	1	1	2	1	2	3	1	1	4	4	1	2	2	2	2	2	1	1	1	80					
31	1	2	1	1	1	1	1	1	1	1	1	1	1	1	1	2	2	2	1	1	1	1	1	1	1	1	1	1	1	1	4	4	1	1	1	1	1	1	1	2	1	2	3	1	1	1	2	2	1	2	1	2	70				
32	2	2	1	2	1	1	2	1	1	1	2	1	1	2	2	1	2	1	2	2	2	2	2	2	2	2	2	2	1	2	2	2	1	2	2	2	2	3	2	2	2	2	3	2	2	2	2	2	2	2	2	2	94				
33	1	2	1	1	1	1	3	2	1	2	2	2	1	2	1	1	2	1	1	2	1	2	2	2	2	2	2	2	2	2	1	1	1	2	2	1	1	2	2	2	3	2	1	1	3	2	1	1	1	2	2	2	2	85			
34	2	2	1	1	2	2	4	2	2	2	1	1	2	2	1	1	1	1	2	2	1	1	1	2	2	1	1	1	2	2	1	1	1	1	1	1	1	1	1	2	3	2	1	1	3	2	1	1	1	2	1	2	1	1	81		
35	2	1	1	2	2	2	4	2	2	1	2	1	2	2	2	1	2	2	1	1	2	1	1	1	1	1	1	2	2	1	1	2	1	2	1	2	2	1	2	2	1	1	2	3	2	1	1	2	2	1	1	1	1	82			
36	1	1	1	1	1	1	1	1	1	1	1	2	2	2	1	1	1	1	1	1	1	1	1	1	1	1	1	1	1	4	4	1	1	1	2	1	3	3	1	1	4	1	2	1	2	1	2	1	1	1	1	1	72				
37	1	1	1	1	1	1	3	2	1	1	1	2	2	2	1	1	1	1	2	2	2	2	1	1	1	2	1	1	1	1	4	4	1	1	1	2	1	3	2	1	2	4	1	2	2	2	2	2	2	1	1	1	1	82			
38	2	2	2	2	2	1	2	1	1	1	1	1	1	1	1	1	1	1	1	2	2	2	2	2	2	2	1	2	1	2	1	1	1	1	1	1	1	1	1	2	2	1	1	1	1	2	2	1	1	1	2	2	2	76			
39	1	1	1	2	1	1	3	2	1	1	2	2	1	1	2	1	1	1	1	2	2	2	1	1	2	1	1	1	1	1	1	1	1	1	1	1	1	1	2	1	1	1	1	1	2	1	1	1	1	1	1	1	1	67			
40	1	1	1	1	1	1	1	1	1	1	1	1	1	1	1	1	1	1	1	1	1	1	1	1	1	1	1	1	1	1	1	1	1	1	1	1	1	1	1	1	1	1	1	1	1	1	1	1	1	1	1	1	60				
41	2	2	2	1	2	2	2	2	2	2	2	2	2	2	2	2	2	2	2	2	2	2	2	2	2	2	2	2	2	2	2	2	2	2	2	2	2	2	2	2	2	2	2	2	2	2	2	2	2	2	2	2	104				
42	1	2	1	1	1	1	2	2	1	1	1	1	1	1	1	1	1	1	2	1	1	1	1	1	1	1	1	1	1	2	1	1	1	1	1	1	1	1	1	1	1	1	1	2	1	2	2	2	1	1	1	1	1	62			
43	1	1	1	1	1	1	1	1	1	1	1	1	1	1	1	1	1	1	1	1	1	1	1	1	1	1	1	1	1	1	1	1	1	1	1	1	1	1	1	1	1	1	1	1	1	1	1	1	1	1	1	1	65				
44	2	1	2	2	2	2	2	2	2	1	2	2	2	1	1	1	1	1	2	2	1	2	2	2	2	2	2	1	2	2	2	1	2	3	2	2	2	2	2	2	2	2	2	1	1	1	2	2	2	2	2	1	2	2	91		
45	1	2	1	1	1	1	1	2	2	1	2	2	2	2	1	1	1	1	2	2	1	2	2	2	2	2	2	1	2	2	2	1	2	3	1	1	2	2	2	2	2	2	2	2	2	2	2	2	2	2	2	2	1	2	2	88	
46	2	2	2	1	1	1	1	1	1	1	1	1	1	1	2	2	1	2	2	2	2	2	2	2	1	1	1	2	2	2	1	2	2	2	2	2	1	1	3	2	3	2	2	3	1	1	2	3	2	2	2	2	1	1	87		
47	2	2	2	2	1	2	2	1	2	2	1	2	2	1	1	1	1	1	1	2	1	2	1	1	2	2	1	1	1	1	1	1	1	1	1	1	1	2	1	1	2	1	2	2	1	2	2	1	1	2	1	2	1	75			
48	2	2	1	2	2	1	1	1	1	1	1	2	2	2	2	1	2	1	1	1	2	1	1	1	1	1	2	2	1	2	1	2	2	1	1	1	1	1	2	2	1	3	2	1	2	1	1	1	1	1	1	1	2	76			
49	2	2	2	1	2	2	2	3	2	1	2	2	2	2	1	2	2	2	2	2	2	2	2	1	2	2	2	2	3	1	1	2	2	1	1	2	1	2	2	2	2	1	4	4	1	2	2	1	3	2	2	2	2	98			
50	2	2	2	2	2	2	1	1	2	1	2	2	2	2	2	1	1	2	3	3	2	2	2	2	1	1	2	1	3	1	1	2	3	2	2	2	2	4	2	2	2	3	2	1	2	2	2	3	2	2	2	2	1	100			
51	3	2	2	2	2	3	2	1	2	2	2	2	1	1	1	2	1	1	3	2	2	2	2	2	3	2	2	2	1	2	2	2	2	3	2	2	2	2	1	2	2	2	2	2	1	2	2	2	1	2	2	1	2	98			
52	2	3	3	3	3	3	3	2	2	2	3	2	2	3	2	1	1	1	2	2	2	1	2	1	2	3	1	1	1	1	2	3	2	2	3	3	2	2	3	3	2	2	3	2	2	3	1	2	1	1	2	1	1	2	1	2	103

53	3	2	2	1	1	1	3	1	1	1	1	1	1	1	1	1	1	2	2	1	1	1	1	2	2	1	1	1	2	1	1	2	2	2	2	1	2	2	2	2	1	2	2	2	3	2	2	1	2	2	2	1	2	1	82
54	3	3	2	1	3	3	1	2	2	2	3	3	2	2	2	2	1	1	1	1	3	1	2	2	1	1	1	2	1	1	1	1	3	1	2	2	2	2	2	2	2	2	2	2	2	2	2	2	3	2	2	2	2	2	98
55	1	1	1	1	1	1	1	1	1	1	1	1	1	1	1	1	1	1	1	1	1	1	1	1	1	1	1	1	2	1	1	3	2	1	1	1	1	1	1	1	1	1	1	1	1	1	1	2	1	1	1	2	1	58	
56	3	3	3	2	2	3	2	1	2	2	2	2	1	2	2	2	1	1	2	2	1	2	2	2	2	2	2	2	2	2	2	3	2	3	3	2	2	2	2	2	3	3	2	2	2	2	1	1	1	2	1	1	103		
57	2	2	1	1	2	1	1	1	2	1	2	2	1	1	1	1	1	1	1	2	1	2	2	1	1	1	2	2	2	1	2	2	3	2	1	1	2	1	2	2	1	2	2	2	1	2	2	2	2	2	2	1	81		
58	2	2	1	2	2	2	1	2	2	2	2	2	2	1	1	1	2	1	2	2	2	1	2	2	1	2	2	1	1	1	2	2	2	2	2	2	2	2	2	1	2	2	2	2	1	3	3	3	3	3	2	1	2	3	96
59	1	2	1	2	2	1	1	2	2	1	1	1	2	1	2	1	2	1	1	1	1	2	2	1	2	2	2	2	2	1	3	4	1	2	2	1	1	2	2	2	2	2	2	2	1	2	1	3	1	1	2	2	1	85	
60	1	1	2	1	2	2	2	1	2	2	1	1	2	1	2	1	2	2	2	2	1	1	1	2	2	1	2	1	2	2	4	4	1	2	2	1	2	1	2	2	2	2	2	2	1	2	2	2	1	1	2	2	1	88	
61	1	2	1	1	1	1	1	1	1	1	1	1	1	1	1	1	1	1	1	1	1	1	1	1	1	1	1	1	2	1	1	1	2	2	1	1	1	1	1	1	1	1	1	1	1	1	1	2	1	1	1	1	1	58	

**TABULASI DATA *INFERIORITY FEELING***

SBJ	1	2	3	5	6	7	8	9	10	11	12	13	14	15	16	17	18	19	20	21	22	23	24	25	26	27	28	29	30	31	32	33	34	Total
1	3	1	2	1	2	3	3	3	2	1	2	2	2	2	1	2	3	3	3	3	1	1	1	2	4	2	2	2	1	1	2	2	1	66
2	3	2	2	4	3	2	2	2	1	2	3	2	3	2	1	2	3	2	2	4	2	4	1	3	2	2	3	2	1	2	2	1	3	75
3	1	1	1	4	2	1	1	2	2	2	1	1	4	1	2	2	2	2	2	2	3	2	1	1	2	1	1	2	1	1	2	2	2	57
4	1	2	1	3	2	1	2	2	1	1	2	1	2	3	1	1	1	2	2	3	3	2	1	1	1	1	1	1	1	1	1	1	1	50
5	2	1	1	2	2	2	3	4	2	1	4	2	1	4	1	1	2	3	3	2	2	2	1	2	2	3	3	3	2	2	2	1	2	70
6	2	1	1	2	2	2	3	2	2	1	1	1	2	4	1	1	1	2	2	3	1	3	1	2	2	2	2	3	2	2	3	2	2	63
7	1	2	1	3	2	1	2	2	1	1	2	1	2	3	1	1	1	2	2	3	3	2	1	1	1	1	1	1	1	1	1	1	1	50
8	1	2	1	2	2	2	1	2	1	2	1	1	2	2	1	1	1	2	1	2	3	2	1	1	2	1	2	2	2	1	2	2	2	53
9	1	2	1	3	2	1	2	2	2	1	1	3	3	1	3	1	1	2	3	1	4	1	1	2	1	1	2	1	2	2	1	2	1	57
10	4	3	2	2	2	3	3	4	3	2	2	2	2	4	2	2	3	2	4	4	2	2	2	2	1	2	2	2	2	2	2	2	3	81
11	4	1	2	1	2	3	3	4	2	1	1	2	2	2	2	1	1	3	4	4	2	2	2	1	4	2	2	1	2	2	2	1	3	71
12	3	3	2	2	2	3	3	2	3	3	2	2	4	1	3	3	3	2	3	3	3	3	2	2	2	2	3	3	2	3	3	3	3	86
13	2	2	2	3	2	2	3	2	3	4	3	3	1	3	3	2	2	2	2	3	3	2	2	2	2	2	2	2	2	2	2	2	3	77
14	3	2	2	2	2	3	3	3	2	2	2	2	2	2	1	1	2	3	3	3	2	2	1	2	3	2	2	2	2	2	2	2	1	70
15	1	2	2	3	2	2	2	2	2	2	2	2	2	3	1	1	1	1	1	1	4	2	1	1	1	1	1	1	2	2	2	2	2	57
16	2	2	2	3	2	2	2	2	2	2	3	3	2	3	2	2	2	2	3	3	2	2	1	2	3	1	2	3	2	2	2	2	2	72
17	1	2	2	2	2	1	2	2	2	2	2	2	1	2	1	2	1	3	2	2	2	1	1	1	2	2	2	3	2	2	1	1	1	57
18	2	3	1	3	1	2	1	1	1	2	1	1	2	3	1	1	2	1	2	3	2	2	1	2	1	2	1	1	2	2	1	2	1	54
19	1	1	1	2	1	1	1	1	1	1	1	1	2	2	1	1	1	1	1	3	2	1	1	1	1	1	1	1	1	1	1	1	1	39
20	2	3	3	3	3	2	2	3	3	3	2	2	3	3	2	3	4	4	4	3	3	2	3	2	2	3	3	2	2	3	3	2	3	90
21	3	2	1	4	2	3	2	4	2	4	2	3	2	4	3	2	2	3	2	3	3	2	1	2	3	3	2	2	2	2	2	3	2	82
22	3	2	2	2	3	3	2	3	2	2	3	2	2	2	2	2	2	2	2	3	3	2	1	2	3	3	3	3	2	3	2	2	3	78
23	3	2	2	2	3	3	3	3	2	2	2	3	1	2	1	2	2	3	2	3	2	2	1	1	2	2	2	2	2	2	2	2	2	70
24	2	2	2	2	4	3	3	3	3	2	3	2	2	3	2	2	2	2	3	3	3	2	2	2	3	2	2	3	3	3	2	3	3	83
25	4	4	3	3	4	3	3	2	3	3	3	2	3	2	3	4	3	3	2	3	4	3	3	2	3	2	3	2	3	2	2	3	3	95
26	2	1	1	2	2	1	2	2	2	2	2	1	3	3	1	2	2	3	1	4	1	1	1	2	2	1	1	2	2	1	2	1	1	57

27	1	2	1	3	2	1	2	2	3	1	2	1	2	3	1	1	1	2	2	3	2	2	1	1	2	3	2	1	2	2	2	2	2	2	2	60
28	1	1	1	2	1	1	1	1	2	1	1	1	2	1	1	1	1	2	1	3	2	1	1	2	2	1	1	1	2	2	2	2	1	2	46	
29	1	2	1	1	1	2	2	3	2	1	2	1	2	4	2	1	2	2	2	3	2	2	1	2	3	1	1	3	2	2	2	1	2	61		
30	2	3	1	1	2	1	2	1	3	2	2	2	2	3	1	1	2	4	2	3	2	2	1	2	3	2	3	3	2	2	3	2	3	70		
31	2	2	1	2	2	3	3	4	3	2	2	1	2	3	3	2	2	3	3	3	3	2	1	3	2	2	2	2	2	1	4	2	3	77		
32	1	2	1	3	2	1	2	2	1	1	2	1	2	3	1	1	1	2	2	3	3	1	1	1	1	1	1	1	1	1	1	1	1	1	49	
33	2	2	1	1	2	3	3	3	2	1	1	1	3	1	1	1	1	2	2	3	2	2	1	1	2	1	2	3	2	1	1	1	1	2	57	
34	2	1	1	2	4	3	2	2	1	1	3	1	2	3	1	2	2	3	3	3	2	3	1	1	2	1	1	3	2	2	2	3	2	2	67	
35	2	2	3	4	1	1	1	2	2	3	2	2	1	2	3	2	2	2	2	3	3	2	2	3	2	3	2	1	2	2	2	1	2	69		
36	2	3	2	3	3	3	3	2	3	2	3	1	3	2	3	2	3	3	3	3	3	3	2	2	2	1	1	2	2	1	1	2	2	2	76	
37	2	3	1	4	2	1	2	1	3	2	2	2	2	3	1	1	2	4	2	3	2	2	1	2	3	2	3	3	2	2	3	2	3	2	73	
38	1	1	1	2	1	1	1	1	2	1	2	1	2	3	1	2	3	3	1	3	2	2	1	2	3	2	1	4	2	4	1	2	1	60		
39	1	1	1	2	2	2	2	2	3	3	3	1	1	3	3	2	2	4	3	3	1	1	2	2	3	3	2	3	2	2	2	2	2	2	71	
40	3	2	3	3	2	3	4	4	3	3	3	2	1	3	3	3	3	3	3	1	3	2	3	2	3	2	3	2	3	3	2	3	3	3	89	
41	1	2	1	3	2	1	1	1	1	1	1	1	2	3	1	1	1	1	1	3	3	1	1	1	1	1	1	1	1	1	1	1	1	1	44	
42	2	2	2	2	2	3	2	2	3	3	3	3	2	2	2	2	2	3	3	3	3	2	3	2	3	4	2	2	2	2	2	3	3	3	82	
43	4	4	3	2	2	1	2	2	4	3	1	3	3	3	1	2	4	3	2	1	3	3	2	1	3	2	2	1	2	2	1	3	2	77		
44	1	2	1	3	2	1	2	2	1	1	2	1	2	3	1	1	1	2	2	3	2	2	1	1	1	1	1	1	1	1	1	1	1	1	49	
45	1	2	1	3	2	1	2	2	3	1	2	1	2	3	1	1	1	2	2	3	3	2	1	1	1	3	1	1	1	1	1	1	1	1	54	
46	1	2	1	3	2	1	2	2	3	1	2	1	2	3	1	1	1	2	2	3	3	2	1	1	1	3	1	1	1	1	1	1	1	1	54	
47	3	2	1	2	2	3	3	3	3	1	1	1	2	4	1	1	2	3	2	4	2	2	1	3	3	1	2	3	2	1	1	1	1	2	68	
48	3	1	3	4	1	2	1	2	2	1	2	1	1	4	1	3	1	4	2	4	1	4	1	2	2	2	1	4	2	2	1	3	3	71		
49	1	1	1	4	1	1	1	1	1	1	2	2	2	3	1	1	1	1	2	2	3	2	2	1	1	1	1	1	1	1	1	1	1	2	49	
50	1	1	1	4	1	1	1	1	1	1	1	1	2	2	1	1	1	1	1	1	1	1	2	1	1	1	1	1	1	1	1	1	1	1	2	40
51	1	1	1	3	1	1	1	2	1	1	1	1	3	2	1	1	1	2	2	2	2	2	1	1	2	1	1	1	1	1	1	1	1	1	2	46
52	1	1	2	4	1	1	2	1	2	1	2	1	1	3	1	2	2	1	1	3	3	2	2	2	1	2	1	1	1	1	1	1	1	1	52	
53	3	3	3	4	2	4	3	3	3	2	4	3	2	1	2	2	3	2	3	2	1	3	3	2	2	3	2	3	3	2	3	3	2	3	86	
54	1	1	2	2	1	1	1	2	1	1	2	1	2	3	1	2	1	1	1	1	3	1	1	1	1	1	1	1	1	1	1	1	1	1	43	
55	1	1	1	1	3	4	4	2	2	2	3	1	3	1	1	2	2	3	2	1	2	3	3	3	2	3	2	1	2	2	2	2	2	2	69	

56	1	2	2	3	2	1	2	1	2	1	2	1	2	2	1	2	2	2	2	3	2	2	1	2	2	2	2	1	2	1	2	2	2	59
57	3	3	2	2	2	3	2	2	3	1	1	2	2	2	2	2	2	2	2	2	2	2	2	2	2	2	3	3	3	2	3	3	2	73
58	2	3	2	3	3	3	3	1	1	2	1	3	2	4	2	3	2	1	1	1	2	3	2	1	2	2	2	3	2	3	2	3	1	71
59	3	3	2	1	2	3	2	2	3	4	3	4	4	3	2	2	3	2	3	2	3	4	4	3	3	2	3	2	3	2	3	2	2	89
60	2	1	1	2	2	2	3	4	2	1	4	2	1	4	1	1	2	3	3	2	2	2	1	2	2	3	3	3	2	2	2	1	2	70
61	1	2	2	2	3	3	3	3	2	2	2	3	1	2	1	2	2	3	2	3	2	2	1	1	2	2	2	2	1	1	1	1	1	63

LAMPIRAN 2  
HASIL UJI VALIDITAS  
*INFERIORITY FEELING*

PUTARAN 1

**Item Statistics**

	Mean	Std. Deviation	N
inferiority1	1,92	,954	61
inferiority2	1,93	,793	61
inferiority3	1,59	,692	61
inferiority4	2,51	,829	61
inferiority5	2,54	,905	61
inferiority6	2,03	,730	61
inferiority7	2,00	,949	61
inferiority8	2,16	,800	61
inferiority9	2,21	,897	61
inferiority10	2,11	,798	61
inferiority11	1,75	,869	61
inferiority12	2,05	,825	61
inferiority13	1,70	,803	61
inferiority14	2,08	,737	61
inferiority15	2,62	,879	61
inferiority16	1,54	,765	61
inferiority17	1,67	,701	61
inferiority18	1,87	,806	61
inferiority19	2,34	,834	61
inferiority20	2,18	,785	61
inferiority21	2,67	,831	61
inferiority22	2,38	,756	61
inferiority23	2,07	,727	61
inferiority24	1,48	,744	61
inferiority25	1,70	,641	61
inferiority26	2,07	,814	61
inferiority27	1,87	,785	61
inferiority28	1,82	,742	61
inferiority29	1,98	,904	61
inferiority30	1,82	,592	61
inferiority31	1,75	,699	61
inferiority32	1,80	,749	61
inferiority33	1,80	,749	61
inferiority34	1,93	,750	61

**Summary Item Statistics**

	Mean	Minimum	Maximum	Range	Maximum / Minimum	Variance
Item Means	2,000	1,475	2,672	1,197	1,811	,092

**Summary Item Statistics**

	N of Items
Item Means	34

## Item-Total Statistics

	Scale Mean if Item Deleted	Scale Variance if Item Deleted	Corrected Item-Total Correlation	Squared Multiple Correlation	Cronbach's Alpha if Item Deleted
inferiority1	66,07	169,029	,714	.	,906
inferiority2	66,05	176,514	,499	.	,910
inferiority3	66,39	176,343	,589	.	,909
inferiority4	65,48	189,220	-,099	.	,918
inferiority5	65,44	190,284	-,138	.	,920
inferiority6	65,95	177,581	,490	.	,910
inferiority7	65,98	170,916	,638	.	,908
inferiority8	65,82	175,717	,533	.	,909
inferiority9	65,77	176,713	,425	.	,911
inferiority10	65,87	173,349	,650	.	,908
inferiority11	66,23	171,846	,660	.	,907
inferiority12	65,93	176,362	,484	.	,910
inferiority13	66,28	175,004	,565	.	,909
inferiority14	65,90	185,423	,084	.	,915
inferiority15	65,36	186,968	-,004	.	,917
inferiority16	66,44	175,117	,590	.	,909
inferiority17	66,31	175,318	,638	.	,908
inferiority18	66,11	171,737	,723	.	,907
inferiority19	65,64	176,501	,471	.	,910
inferiority20	65,80	174,694	,594	.	,909
inferiority21	65,31	186,018	,042	.	,916
inferiority22	65,61	185,676	,068	.	,916
inferiority23	65,92	177,077	,519	.	,910
inferiority24	66,51	175,954	,564	.	,909
inferiority25	66,28	178,404	,516	.	,910
inferiority26	65,92	174,977	,558	.	,909
inferiority27	66,11	176,703	,495	.	,910
inferiority28	66,16	173,306	,706	.	,907
inferiority29	66,00	176,600	,426	.	,911
inferiority30	66,16	176,373	,695	.	,908
inferiority31	66,23	176,813	,557	.	,909
inferiority32	66,18	175,250	,597	.	,909
inferiority33	66,18	174,317	,646	.	,908
inferiority34	66,05	174,081	,657	.	,908

## Scale Statistics

Mean	Variance	Std. Deviation	N of Items
67,98	187,650	13,699	34



## PUTARAN 2

## Item Statistics

	Mean	Std. Deviation	N
inferiority1	1,92	,954	61
inferiority2	1,93	,793	61
inferiority3	1,59	,692	61
inferiority6	2,03	,730	61
inferiority7	2,00	,949	61
inferiority8	2,16	,800	61
inferiority9	2,21	,897	61
inferiority10	2,11	,798	61
inferiority11	1,75	,869	61
inferiority12	2,05	,825	61
inferiority13	1,70	,803	61
inferiority16	1,54	,765	61
inferiority17	1,67	,701	61
inferiority18	1,87	,806	61
inferiority19	2,34	,834	61
inferiority20	2,18	,785	61
inferiority23	2,07	,727	61
inferiority24	1,48	,744	61
inferiority25	1,70	,641	61
inferiority26	2,07	,814	61
inferiority27	1,87	,785	61
inferiority28	1,82	,742	61
inferiority29	1,98	,904	61
inferiority30	1,82	,592	61
inferiority31	1,75	,699	61
inferiority32	1,80	,749	61
inferiority33	1,80	,749	61
inferiority34	1,93	,750	61

## Summary Item Statistics

	Mean	Minimum	Maximum	Range	Maximum / Minimum	Variance
Item Means	1,899	1,475	2,344	,869	1,589	,045

## Summary Item Statistics

	N of Items
Item Means	28

## Item-Total Statistics

	Scale Mean if Item Deleted	Scale Variance if Item Deleted	Corrected Item-Total Correlation	Squared Multiple Correlation	Cronbach's Alpha if Item Deleted
inferiority1	51,26	167,663	,710	.	,937
inferiority2	51,25	175,922	,455	.	,940
inferiority3	51,59	175,046	,578	.	,939
inferiority6	51,15	176,128	,488	.	,940
inferiority7	51,18	168,150	,694	.	,937
inferiority8	51,02	173,150	,586	.	,938
inferiority9	50,97	174,566	,454	.	,940
inferiority10	51,07	171,862	,651	.	,938
inferiority11	51,43	170,749	,643	.	,938
inferiority12	51,13	174,716	,491	.	,940
inferiority13	51,48	173,354	,573	.	,939
inferiority16	51,64	174,168	,562	.	,939
inferiority17	51,51	174,121	,622	.	,938
inferiority18	51,31	170,318	,720	.	,937
inferiority19	50,84	174,473	,497	.	,940
inferiority20	51,00	173,033	,603	.	,938
inferiority23	51,11	176,337	,479	.	,940
inferiority24	51,70	174,378	,569	.	,939
inferiority25	51,48	176,754	,525	.	,939
inferiority26	51,11	172,537	,604	.	,938
inferiority27	51,31	174,751	,518	.	,939
inferiority28	51,36	171,234	,738	.	,937
inferiority29	51,20	174,327	,460	.	,940
inferiority30	51,36	174,301	,734	.	,937
inferiority31	51,43	174,882	,581	.	,939
inferiority32	51,38	173,405	,616	.	,938
inferiority33	51,38	173,005	,637	.	,938
inferiority34	51,25	173,022	,635	.	,938

## Scale Statistics

Mean	Variance	Std. Deviation	N of Items
53,18	186,117	13,642	28

**HASIL UJI VALIDITAS  
WORKPLACE BULLYING**

**PUTARAN 1**

**Item Statistics**

	Mean	Std. Deviation	N
bullying1	1,66	,655	61
bullying2	1,80	,542	61
bullying3	1,44	,592	61
bullying4	1,44	,563	61
bullying5	1,39	,556	61
bullying6	1,34	,602	61
bullying7	1,75	,850	61
bullying8	1,34	,513	61
bullying9	1,38	,489	61
bullying10	1,28	,452	61
bullying11	1,51	,622	61
bullying12	1,57	,618	61
bullying13	1,41	,496	61
bullying14	1,44	,563	61
bullying15	1,43	,618	61
bullying16	1,23	,462	61
bullying17	1,39	,493	61
bullying18	1,23	,424	61
bullying19	1,46	,565	61
bullying20	1,62	,582	61
bullying21	1,48	,566	61
bullying22	1,43	,531	61
bullying23	1,46	,535	61
bullying24	1,43	,531	61
bullying25	1,43	,590	61
bullying26	1,48	,595	61
bullying27	1,34	,479	61
bullying28	1,43	,562	61
bullying29	1,44	,646	61
bullying30	1,26	,444	61
bullying31	1,34	,574	61
bullying32	2,46	1,089	61
bullying33	2,56	1,041	61
bullying34	1,34	,513	61
bullying35	1,39	,556	61
bullying36	1,57	,562	61
bullying37	1,61	,640	61
bullying38	1,44	,563	61
bullying39	1,84	,879	61
bullying40	1,79	,551	61
bullying41	1,62	,662	61
bullying42	1,72	,710	61
bullying43	2,28	,985	61
bullying44	1,56	,533	61
bullying45	1,67	,625	61
bullying46	1,67	,651	61
bullying47	1,75	,675	61
bullying48	1,80	,679	61
bullying49	1,59	,588	61
bullying50	1,51	,504	61
bullying51	1,48	,504	61
bullying52	1,51	,566	61

## Summary Item Statistics

	Mean	Minimum	Maximum	Range	Maximum / Minimum	Variance
Item Means	1,554	1,230	2,557	1,328	2,080	,072

## Summary Item Statistics

	N of Items
Item Means	52

## Item-Total Statistics

	Scale Mean if Item Deleted	Scale Variance if Item Deleted	Corrected Item- Total Correlation	Squared Multiple Correlation	Cronbach's Alpha if Item Deleted
bullying1	79,15	145,761	,643	.	,884
bullying2	79,00	152,800	,244	.	,889
bullying3	79,36	148,068	,551	.	,885
bullying4	79,36	151,568	,323	.	,888
bullying5	79,41	148,079	,589	.	,885
bullying6	79,46	146,986	,617	.	,884
bullying7	79,05	151,948	,176	.	,891
bullying8	79,46	152,686	,269	.	,889
bullying9	79,43	148,815	,613	.	,885
bullying10	79,52	151,254	,441	.	,887
bullying11	79,30	148,411	,499	.	,886
bullying12	79,23	150,980	,329	.	,888
bullying13	79,39	151,576	,372	.	,888
bullying14	79,36	148,668	,537	.	,885
bullying15	79,38	152,239	,245	.	,889
bullying16	79,57	150,782	,473	.	,887
bullying17	79,41	152,113	,330	.	,888
bullying18	79,57	153,182	,286	.	,889
bullying19	79,34	149,130	,501	.	,886
bullying20	79,18	148,417	,536	.	,885
bullying21	79,33	149,391	,481	.	,886
bullying22	79,38	151,072	,384	.	,887
bullying23	79,34	148,030	,618	.	,885
bullying24	79,38	151,505	,350	.	,888
bullying25	79,38	148,805	,500	.	,886
bullying26	79,33	147,291	,604	.	,884
bullying27	79,46	149,519	,564	.	,886
bullying28	79,38	150,039	,437	.	,887
bullying29	79,36	149,734	,393	.	,887
bullying30	79,54	150,819	,491	.	,887
bullying31	79,46	150,286	,408	.	,887
bullying32	78,34	161,063	-,213	.	,901
bullying33	78,25	159,755	-,170	.	,900
bullying34	79,46	150,219	,468	.	,886
bullying35	79,41	147,713	,617	.	,885
bullying36	79,23	148,513	,550	.	,885
bullying37	79,20	149,794	,393	.	,887
bullying38	79,36	150,001	,438	.	,887
bullying39	78,97	147,966	,356	.	,888
bullying40	79,02	151,883	,307	.	,888
bullying41	79,18	147,284	,537	.	,885
bullying42	79,08	151,877	,227	.	,890
bullying43	78,52	160,820	-,217	.	,900

bullying44	79,25	149,689	,490	.	,886
bullying45	79,13	149,449	,427	.	,887
bullying46	79,13	150,149	,363	.	,888
bullying47	79,05	156,981	-,064	.	,893
bullying48	79,00	151,300	,275	.	,889
bullying49	79,21	148,970	,491	.	,886
bullying50	79,30	151,145	,400	.	,887
bullying51	79,33	151,991	,332	.	,888
bullying52	79,30	151,445	,330	.	,888

#### Scale Statistics

Mean	Variance	Std. Deviation	N of Items
80,80	156,361	12,504	52

## PUTARAN 2

#### Item Statistics

	Mean	Std. Deviation	N
bullying1	1,66	,655	61
bullying3	1,44	,592	61
bullying4	1,44	,563	61
bullying5	1,39	,556	61
bullying6	1,34	,602	61
bullying9	1,38	,489	61
bullying10	1,28	,452	61
bullying11	1,51	,622	61
bullying12	1,57	,618	61
bullying13	1,41	,496	61
bullying14	1,44	,563	61
bullying16	1,23	,462	61
bullying17	1,39	,493	61
bullying19	1,46	,565	61
bullying20	1,62	,582	61
bullying21	1,48	,566	61
bullying22	1,43	,531	61
bullying23	1,46	,535	61
bullying24	1,43	,531	61
bullying25	1,43	,590	61
bullying26	1,48	,595	61
bullying27	1,34	,479	61
bullying28	1,43	,562	61
bullying29	1,44	,646	61
bullying30	1,26	,444	61
bullying31	1,34	,574	61
bullying34	1,34	,513	61
bullying35	1,39	,556	61
bullying36	1,57	,562	61
bullying37	1,61	,640	61
bullying38	1,44	,563	61
bullying39	1,84	,879	61
bullying40	1,79	,551	61
bullying41	1,62	,662	61
bullying44	1,56	,533	61
bullying45	1,67	,625	61
bullying46	1,67	,651	61
bullying49	1,59	,588	61

bullying50	1,51	,504	61
bullying51	1,48	,504	61
bullying52	1,51	,566	61

#### Summary Item Statistics

	Mean	Minimum	Maximum	Range	Maximum / Minimum	Variance
Item Means	1,480	1,230	1,836	,607	1,493	,018

#### Summary Item Statistics

	N of Items
Item Means	41

#### Item-Total Statistics

	Scale Mean if Item Deleted	Scale Variance if Item Deleted	Corrected Item- Total Correlation	Squared Multiple Correlation	Cronbach's Alpha if Item Deleted
bullying1	59,02	133,983	,677	.	,926
bullying3	59,23	136,313	,580	.	,927
bullying4	59,23	139,513	,365	.	,929
bullying5	59,28	136,871	,577	.	,927
bullying6	59,33	135,624	,620	.	,927
bullying9	59,30	137,511	,606	.	,927
bullying10	59,39	139,309	,485	.	,928
bullying11	59,16	136,973	,503	.	,928
bullying12	59,10	138,857	,374	.	,929
bullying13	59,26	140,230	,359	.	,929
bullying14	59,23	137,180	,545	.	,928
bullying16	59,44	139,684	,439	.	,929
bullying17	59,28	140,304	,355	.	,929
bullying19	59,21	136,970	,560	.	,928
bullying20	59,05	136,481	,579	.	,927
bullying21	59,20	137,961	,482	.	,928
bullying22	59,25	138,555	,468	.	,928
bullying23	59,21	136,570	,627	.	,927
bullying24	59,25	139,189	,417	.	,929
bullying25	59,25	137,555	,490	.	,928
bullying26	59,20	135,594	,631	.	,927
bullying27	59,33	138,057	,569	.	,928
bullying28	59,25	138,422	,451	.	,929
bullying29	59,23	138,713	,365	.	,929
bullying30	59,41	139,213	,505	.	,928
bullying31	59,33	138,491	,435	.	,929
bullying34	59,33	137,924	,540	.	,928
bullying35	59,28	136,204	,630	.	,927
bullying36	59,10	136,857	,572	.	,927
bullying37	59,07	137,062	,482	.	,928
bullying38	59,23	138,446	,447	.	,929
bullying39	58,84	137,706	,301	.	,931
bullying40	58,89	141,237	,240	.	,930
bullying41	59,05	134,881	,609	.	,927
bullying44	59,11	137,037	,591	.	,927
bullying45	59,00	138,500	,394	.	,929
bullying46	59,00	139,600	,303	.	,930

bullying49	59,08	137,543	,493	.	,928
bullying50	59,16	139,506	,414	.	,929
bullying51	59,20	139,927	,379	.	,929
bullying52	59,16	139,806	,341	.	,930

#### Scale Statistics

Mean	Variance	Std. Deviation	N of Items
60,67	144,691	12,029	41

### PUTARAN 3

#### Item Statistics

	Mean	Std. Deviation	N
bullying1	1,66	,655	61
bullying3	1,44	,592	61
bullying4	1,44	,563	61
bullying5	1,39	,556	61
bullying6	1,34	,602	61
bullying9	1,38	,489	61
bullying10	1,28	,452	61
bullying11	1,51	,622	61
bullying12	1,57	,618	61
bullying13	1,41	,496	61
bullying14	1,44	,563	61
bullying16	1,23	,462	61
bullying17	1,39	,493	61
bullying19	1,46	,565	61
bullying20	1,62	,582	61
bullying21	1,48	,566	61
bullying22	1,43	,531	61
bullying23	1,46	,535	61
bullying24	1,43	,531	61
bullying25	1,43	,590	61
bullying26	1,48	,595	61
bullying27	1,34	,479	61
bullying28	1,43	,562	61
bullying29	1,44	,646	61
bullying30	1,26	,444	61
bullying31	1,34	,574	61
bullying34	1,34	,513	61
bullying35	1,39	,556	61
bullying36	1,57	,562	61
bullying37	1,61	,640	61
bullying38	1,44	,563	61
bullying39	1,89	,798	61
bullying41	1,62	,662	61
bullying44	1,56	,533	61
bullying45	1,67	,625	61
bullying46	1,66	,574	61
bullying49	1,59	,588	61
bullying50	1,51	,504	61
bullying51	1,48	,504	61
bullying52	1,51	,566	61

## Summary Item Statistics

	Mean	Minimum	Maximum	Range	Maximum / Minimum	Variance
Item Means	1,473	1,230	1,885	,656	1,533	,016

## Summary Item Statistics

	N of Items
Item Means	40

## Item-Total Statistics

	Scale Mean if Item Deleted	Scale Variance if Item Deleted	Corrected Item- Total Correlation	Squared Multiple Correlation	Cronbach's Alpha if Item Deleted
bullying1	57,26	130,497	,673	.	,928
bullying3	57,48	132,687	,584	.	,929
bullying4	57,48	135,920	,363	.	,931
bullying5	57,52	133,220	,583	.	,929
bullying6	57,57	132,015	,624	.	,929
bullying9	57,54	133,752	,621	.	,929
bullying10	57,64	135,634	,491	.	,930
bullying11	57,41	133,346	,506	.	,930
bullying12	57,34	135,230	,376	.	,931
bullying13	57,51	136,721	,349	.	,931
bullying14	57,48	133,687	,538	.	,930
bullying16	57,69	136,018	,444	.	,931
bullying17	57,52	136,687	,354	.	,931
bullying19	57,46	133,452	,555	.	,930
bullying20	57,30	132,778	,588	.	,929
bullying21	57,44	134,117	,501	.	,930
bullying22	57,49	134,954	,468	.	,930
bullying23	57,46	132,919	,633	.	,929
bullying24	57,49	135,454	,427	.	,931
bullying25	57,49	134,087	,481	.	,930
bullying26	57,44	131,884	,642	.	,929
bullying27	57,57	134,382	,576	.	,930
bullying28	57,49	134,754	,456	.	,931
bullying29	57,48	135,420	,344	.	,932
bullying30	57,66	135,596	,505	.	,930
bullying31	57,57	134,949	,430	.	,931
bullying34	57,57	134,315	,541	.	,930
bullying35	57,52	132,487	,642	.	,929
bullying36	57,34	133,130	,584	.	,929
bullying37	57,31	133,518	,479	.	,930
bullying38	57,48	134,754	,454	.	,931
bullying39	57,03	134,099	,340	.	,933
bullying41	57,30	131,278	,612	.	,929
bullying44	57,36	133,468	,589	.	,929
bullying45	57,25	135,189	,374	.	,931
bullying46	57,26	136,630	,302	.	,932
bullying49	57,33	133,924	,495	.	,930
bullying50	57,41	135,979	,406	.	,931
bullying51	57,44	136,151	,392	.	,931
bullying52	57,41	136,179	,341	.	,932



**Scale Statistics**

Mean	Variance	Std. Deviation	N of Items
58,92	141,010	11,875	40

**LAMPIRAN 4**  
**HASIL UJI RELIABILITAS**  
*INFERIORITY FEELING*

**Case Processing Summary**

		N	%
Cases	Valid	61	100,0
	Excluded <sup>a</sup>	0	,0
	Total	61	100,0

**Reliability Statistics**

Cronbach's Alpha	Cronbach's Alpha Based on Standardized Items	N of Items
,941	,942	28

*WORKPLACE BULLYING*

**Case Processing Summary**

		N	%
Cases	Valid	61	61,6
	Excluded <sup>a</sup>	38	38,4
	Total	99	100,0

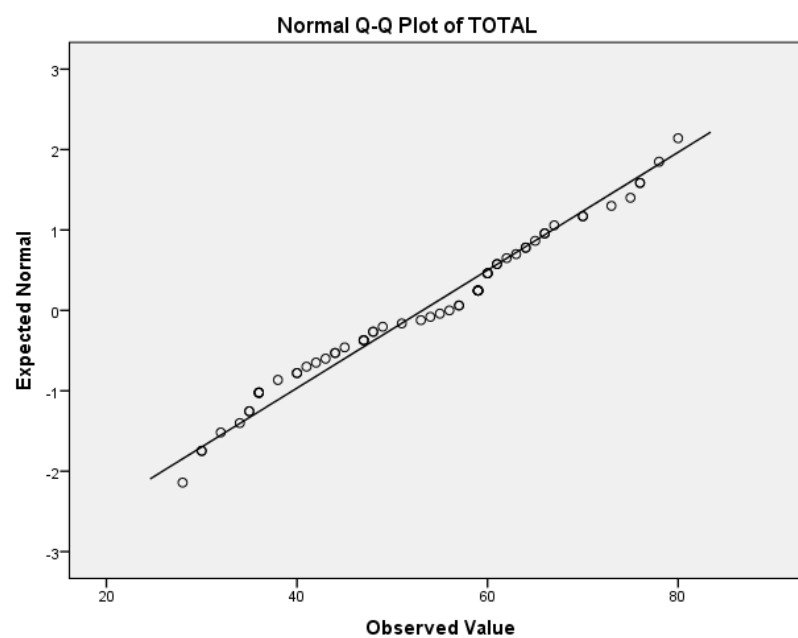
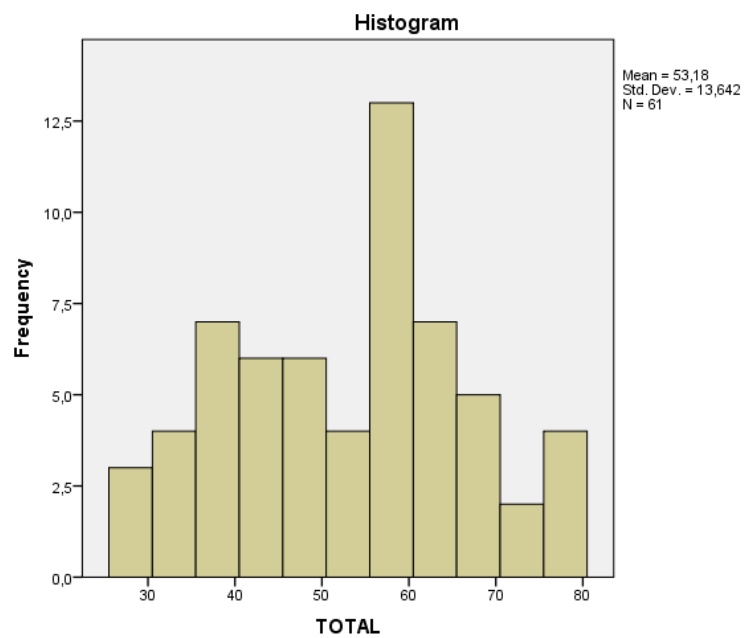
**Reliability Statistics**

Cronbach's Alpha	Cronbach's Alpha Based on Standardized Items	N of Items
,932	,933	40

**LAMPIRAN 5**  
**HASIL UJI NORMALITAS**  
*INFERIORITY FEELING*

**Tests of Normality**

	Kolmogorov-Smirnov <sup>a</sup>			Shapiro-Wilk		
	Statistic	Df	Sig.	Statistic	df	Sig.
TOTAL	,124	61	,020	,967	61	,102



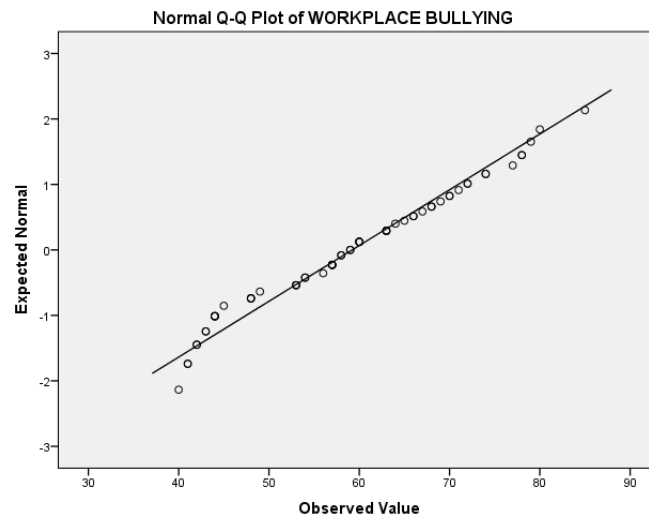
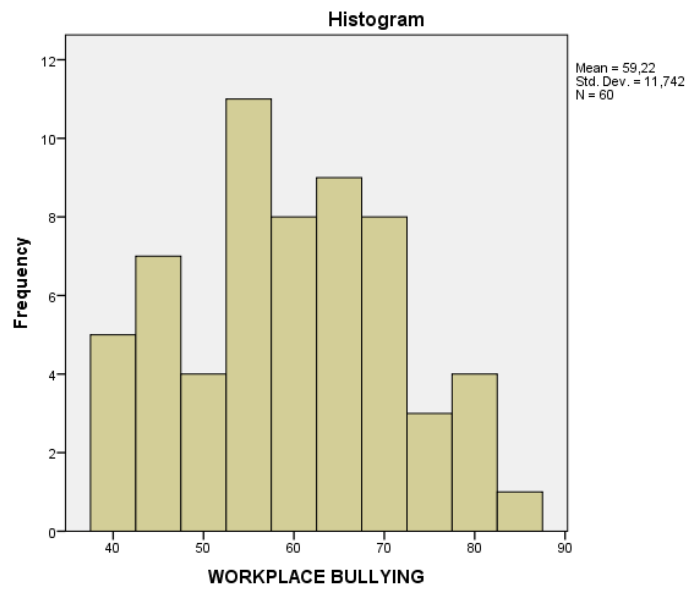
## WORKPLACE BULLYING

### Case Processing Summary

	Cases					
	Valid		Missing		Total	
	N	Percent	N	Percent	N	Percent
WORKPLACE BULLYING	60	60,6%	39	39,4%	99	100,0%

### Tests of Normality

	Kolmogorov-Smirnov <sup>a</sup>			Shapiro-Wilk		
	Statistic	df	Sig.	Statistic	df	Sig.
WORKPLACE BULLYING	,087	60	,200	,966	60	,097



## LAMPIRAN 6 HASIL UJI LINEARITAS

### Case Processing Summary

	Cases					
	Included		Excluded		Total	
	N	Percent	N	Percent	N	Percent
WORKPLACE BULLYING * INFERIORITYFEELING	61	61,6%	38	38,4%	99	100,0%

### ANOVA Table

			Sum of Squares	df
WORKPLACE BULLYING * INFERIORITYFEELING	Between Groups	(Combined)	7632,495	36
		Linearity	5810,380	1
		Deviation from Linearity	1822,115	35
	Within Groups		828,095	24
Total			8460,590	60

### ANOVA Table

			Mean Square	F
WORKPLACE BULLYING * INFERIORITYFEELING	Between Groups	(Combined)	212,014	6,145
		Linearity	5810,380	168,397
		Deviation from Linearity	52,060	1,509
	Within Groups		34,504	
Total				

### ANOVA Table

			Sig.
WORKPLACE BULLYING * INFERIORITYFEELING	Between Groups	(Combined)	,000
		Linearity	,000
		Deviation from Linearity	,147
	Within Groups		
Total			

### Measures of Association

	R	R Squared	Eta	Eta Squared
WORKPLACE BULLYING * INFERIORITYFEELING	-,829	,687	,950	,902

## LAMPIRAN 7 HASIL ANALISIS DATA

### Correlations

		WORKPLACE BULLYING	INFERIORITYF EELING
WORKPLACE BULLYING	Pearson Correlation	1	-,829**
	Sig. (2-tailed)		,000
	N	61	61
INFERIORITYFEELING	Pearson Correlation	-,829**	1
	Sig. (2-tailed)	,000	
	N	61	61

\*\* . Correlation is significant at the 0.01 level (2-tailed).

## LAMPIRAN 8 KATEGORI SUBJEK

### *INFERIORITY FEELING*

NAMA	JABATAN	TOTAL	KATEGORI
MV	STAFF	57	R
TA	SO	60	R
HNF	STAFF	43	SR
BR	MR	36	SR
IM	TELLER	59	R
AL	STAFF	51	R
ASS	MR	36	SR
MA	KABAG PERSONALIA	42	SR
HT	STAFF	45	R
NLZ	CS	67	SD
PT	CS	60	R
A	KOORD	73	SD
GAP	ADMIN	64	SD
CC	TELLER	59	R
MAA	MR	44	SR
NI	ADMIN	59	R
JL	STAFF	48	R
MBH	STAFF	41	SR
R	ADMIN	28	SR
S	SO	75	SD
JL	ADMIN	66	SD
R	STAFF	66	SD
QQ	STAFF	60	R
VI	STAFF	70	SD
FM	TELLER	80	T
GT	MR	44	SR
SW	KOORD	47	R
CY	CS	36	SR
SNH	ADMIN	49	R
HS	MR	59	R
LK	KOORD	64	SD
C	ADMIN	35	SR
M	FRONTLINER	47	R
NFA	STAFF	55	R
W	STRATEGI KEMITRAAN	56	R

BR	SOAK	62	SD
MK	STAFF	59	R
SMN	STAFF	48	R
AW	STAFF	61	R
YN	BM	78	SD
TB	STAFF	30	SR
R	ADMIN	70	SD
FRZ	TELLER	65	SD
APN	ADMIN	36	SR
MS	MR	40	SR
AR	STAFF	40	SR
P	CS	54	R
MWR	STAFF	57	R
NMH	STAFF	35	SR
CM	ADMIN	30	SR
FA	DCT	34	SR
S	BL	38	SR
P	CA	76	SD
D	CA	32	SR
R	SPDJM	61	R
AS	AO	47	R
B	AO	63	SD
S	MR	59	R
M	BM	76	SD
R	KOORD	59	R
TRM	ADMIN	53	R



*WORKPLACE BULLYING*

NAMA	JABATAN	TOTAL	KATEGORI
MV	STAFF	57	SR
TA	SO	54	SR
HNF	STAFF	68	R
BR	MR	70	R
IM	TELLER	56	SR
AL	STAFF	63	SR
ASS	MR	69	R
MA	KABAG PERSONALIA	64	SR
HT	STAFF	63	SR
NLZ	CS	44	SR
PT	CS	54	SR
A	KOORD	41	SR
GAP	ADMIN	45	SR
CC	TELLER	57	SR
MAA	MR	65	R
NI	ADMIN	57	SR
JL	STAFF	60	SR
MBH	STAFF	66	R
R	ADMIN	85	R
S	SO	40	SR
JL	ADMIN	44	SR
R	STAFF	42	SR
QQ	STAFF	48	SR
VI	STAFF	43	SR
FM	TELLER	41	SR
GT	MR	63	SR
SW	KOORD	53	SR
CY	CS	72	R
SNH	ADMIN	57	SR
HS	MR	53	SR
LK	KOORD	44	SR
C	ADMIN	72	R
M	FRONTLINER	63	SR
NFA	STAFF	58	SR
W	STRATEGI KEMITRAAN	57	SR
BR	SOAK	48	SR
MK	STAFF	53	SR

SMN	STAFF	60	SR
AW	STAFF	49	SR
YN	BM	43	SR
TB	STAFF	79	R
R	ADMIN	44	SR
FRZ	TELLER	48	SR
APN	ADMIN	71	R
MS	MR	66	R
AR	STAFF	67	R
P	CS	59	SR
MWR	STAFF	58	SR
NMH	STAFF	70	R
CM	ADMIN	77	R
FA	DCT	78	R
S	BL	78	R
P	CA	59	SR
D	CA	74	R
R	SPDJM	42	SR
AS	AO	80	R
B	AO	60	SR
S	MR	74	R
M	BM	60	SR
R	KOORD	68	R
TRM	ADMIN	41	SR



Program Studi S1 Psikologi  
Fakultas Psikologi  
UNIVERSITAS MUHAMMADIYAH SURABAYA

### KARTU KONSULTASI SKRIPSI

Nama : Husnol Hotimah  
Pembimbing 1 : Agus Poerwanto, S.Psi. M. Kes.  
Pembimbing 2 : Ripanti Resmadewi, S.Psi. M. Psi. Psi.  
Judul : Hubungan antara Inferiority Feeling dengan kecenderungan  
Workplace Bullying pada Karyawan PT Bank Pembiayaan  
Rakyat Syariah Bhakti Sumekar Sumeneb

No	Tgl/Bln/Thn	Revisi	Tanda Tangan
1	9 /4 /2018	Bab I benang merah	
2	10 /4 /2018	Bab I benang merah dan data	Rute
3	16 /4 /2018	Konsultasi benang merah	
4	24 /4 /2018	Konsultasi teori dan benang merah	Rute
5	3 /5 /2018	Revisi tata tulis	Rute
6	11 /5 /2018	ACC Bab I	
7	16 /5 /2018	Konsultasi Bab II	
8	30 /5 /2018	Revisi menambah teori bab II	Rute
9	8 /6 /2018	Revisi aspek variabel inferiority feeling	Rute
10	6 /7 /2018	Revisi tata tulis	Rute
11	14 /7 /2018	ACC bab 2	Rute
12	11 /7 /2018	Revisi bab 3	
13	13 /7 /2018	Tata tulis dan penambahan isi + skala	Rute
14	16 /7 /2018	Revisi bab 3	
15	23 /7 /2018	ACC bab 3	
16	24 /7 /2018	Revisi blue print	
17	25 /7 /2018	Revisi angket	
18	31 /7 /2018	Revisi angket	
19	8 /8 /2018	Revisi angket	
20	8 /8 /2018	Revisi angket	Rute
21	9 /8 /2018	ACC angket	
22	26 /8 /2018	Konsul SPSS	
23	28 /8 /2018	Konsul bab 4 dan 5	
24	29 /8 /2018	ACC Ujian	



**UNIVERSITAS MUHAMMADIYAH SURABAYA**  
**FAKULTAS PSIKOLOGI**

**PROGRAM STUDI ILMU PSIKOLOGI (S1)**

Jln. Sutorejo No. 59, Telp. (031) 3811966, Fax. (031) 3813096 Surabaya Perguruan Tinggi

Nomor : 170/IL3.AU/F/PSI/2018  
Lampiran : -  
Perihal : Pengambilan Data

Kepada Yth.  
**PT. Bank Pembiayaan Rakyat Syariah**  
**Bhakti Sumekar.**  
Jl. Trunojoyo No. 137 Sumenep  
Di  
**Sumenep - Madura**

*Assalamu'alaikum Warohmatullahi Wabarokatuh*

Segala puji bagi Allah yang telah melimpahkan rahmat dan hidayahNya sehingga kita senantiasa mampu melaksanakan aktivitas sehari – hari dengan optimal.

Dalam rangka penelitian sebagai Tugas Akhir Mahasiswa di Fakultas Psikologi Universitas Muhammadiyah Surabaya Tahun Akademik 2017/2018, maka mahasiswa tersebut dibawah ini :

**Nama : Husnol Hotimah**  
**NIM : 20141663021**

Bermaksud untuk mengambil Data Penelitian Tugas Akhir. Untuk itu mohon dengan hormat agar Bapak/Ibu PT Bank Pembiayaan Rakyat Syariah Bhakti Sumekar Sumenep memberikan izin untuk Pengambilan Data kepada mahasiswa kami tersebut.

Demikian surat pengantar ini kami buat, atas perhatian dan kerjasama Bapak/Ibu kami ucapkan terimakasih.

*Wassalamu'alaikum Warohmatullahi Wabarokatuh*

Surabaya, 13 Agustus 2018  
Dekan.

**Dra. Wiwik J. Prihastiwi, M.Si**



Bank Pembiayaan Rakyat Syariah  
**BHAKTI SUMEKAR**  
*Mitra Dalam Bermuamalah*

**SURAT KETERANGAN SELESAI RISET**

Nomor : 435.402.00.B. 544-SDM/BPRS-BS/VIII/2018

Yang bertanda tangan di bawah ini menerangkan bahwa :

Nama : Husnol Hotimah  
NPM/Semester : 20141663021  
Program/Fakultas : Ilmu Psikologi / Psikologi  
Universitas Muhammadiyah Surabaya

Telah melakukan Penelitian di PT. BPR Syariah Bhakti Sumekar Sumenep tentang "Hubungan Antara Inferiority Feeling dengan Kecenderungan Workplace Bullying pada Karyawan".

Demikian Surat Keterangan ini dibuat dengan sebenarnya, atas perhatiannya kami sampaikan terima kasih.

Sumenep, 20 Agustus 2018  
08 Dzulhijjah 1439 H

PT. BANK PEMBIAYAAN RAKYAT SYARIAH  
BHAKTI SUMEKAR



**MOHAMMAD AINUR**  
Kabag Umum dan Personalia



**UNIVERSITAS MUHAMMADIYAH SURABAYA**  
**PUSAT BAHASA**

Jl. Sutorejo 59 Surabaya 60113 Telp. 031-3811966, 3811967 Ext (130) Gd. A Lt 2  
Email: [pusba.umsby@gmail.com](mailto:pusba.umsby@gmail.com)

**ENDORSEMENT LETTER**

726/PB-UMS/EL/X/2018

This letter is to certify that the abstract of the thesis below

Title : Correlation between Feeling Inferiority and Workplace Bullying on  
Employees of PT. Bank Pembiayaan Rakyat Syariah Bhakti Sumekar  
Sumenep.

Student's name : Husnol Hotimah

Reg. Number : 20141663021

Department : S1 Psikologi

has been endorsed by Pusat Bahasa *UMSurabaya* for further approval by the examining  
committee of the faculty.

Surabaya, 01 October 2018



Waode Hamsia, M.Pd

## Hubungan Antara Inferiority Feeling dengan Workplace Bullying

### ORIGINALITY REPORT

<b>10%</b>	<b>%</b>	<b>5%</b>	<b>9%</b>
SIMILARITY INDEX	INTERNET SOURCES	PUBLICATIONS	STUDENT PAPERS

### PRIMARY SOURCES

<b>1</b>	<b>Submitted to Surabaya University</b> Student Paper	<b>1%</b>
<b>2</b>	<b>Submitted to Politeknik Negeri Bandung</b> Student Paper	<b>1%</b>
<b>3</b>	<b>Submitted to Universitas Negeri Jakarta</b> Student Paper	<b>1%</b>
<b>4</b>	<b>Submitted to Universitas Diponegoro</b> Student Paper	<b>&lt;1%</b>
<b>5</b>	<b>Fristiani Novita Sari, Ibnu Mahmudi.</b> <b>"PENGARUH KEAKTIFAN SISWA DALAM MENGIKUTI BELA DIRI DAN PERHATIAN ORANG TUA TERHADAP PERILAKU BULLYING PADA SISWA KELAS VIII SMP NEGERI 2 KARANGREJO KABUPATEN MAGETAN TAHUN PELAJARAN 2013/2014",</b> <b>Counsellia: Jurnal Bimbingan dan Konseling, 2016</b> Publication	<b>&lt;1%</b>

- |    |   |     |
|----|---|-----|
| 6  | Submitted to STIE Perbanas Surabaya<br>Student Paper  | <1% |
| 7  | Submitted to Universitas Muhammadiyah Yogyakarta<br>Student Paper   | <1% |
| 8  | Submitted to UIN Sunan Gunung Djati Bandung<br>Student Paper  | <1% |
| 9  | Juli Murwani, Oerip Pujiati. "PENGARUH MANAJEMEN MODAL KERJA TERHADAP PROFITABILITAS BANK PERKREDITAN RAKYAT (BPR) DI MADIUN, MAGETAN, NGAWI DAN PONOROGO", Assets: Jurnal Akuntansi dan Pendidikan, 2017<br>Publication                    | <1% |
| 10 | Zhendy Citra Larrynsia Wijanarko. "PENGARUH PENGAWASAN PIMPINAN TERHADAP DISIPLIN KERJA KARYAWAN PADA PABRIK MESIN INDUSTRI KECAMATAN GEGER KABUPATEN MADIUN", EQUILIBRIUM : Jurnal Ilmiah Ekonomi dan Pembelajarannya, 2016<br>Publication | <1% |
| 11 | Submitted to Universitas Negeri Makassar<br>Student Paper   | <1% |
| 12 | Submitted to Universitas Pendidikan Indonesia   |     |



Student Paper

&lt;1%

- 
- 13** Submitted to Trisakti University  
Student Paper <1%
- 
- 14** Ibadullah Malawi, Juwarti Juwarti.  
"PENGARUH PEMBELAJARAN COOPERATIF  
LEARNING TYPE MAKE A-MATCH  
TERHADAP HASIL BELAJAR IPA KELAS V  
SDN 01 MANISREJO KOTA MADIUN",  
Premiere Educandum : Jurnal Pendidikan  
Dasar dan Pembelajaran, 2016  
Publication <1%
- 
- 15** Submitted to Fort Worth Academy of Fine Arts  
Student Paper <1%
- 
- 16** Submitted to Universitas Negeri Surabaya The  
State University of Surabaya  
Student Paper <1%
- 
- 17** Submitted to University of Melbourne  
Student Paper <1%
- 
- 18** Submitted to UIN Maulana Malik Ibrahim  
Malang  
Student Paper <1%
- 
- 19** Erni Fatmawati, Imron Setiawan. "Pengaruh  
Metode Pembelajaran Debat Aktif Terhadap  
Hasil Belajar Siswa SMAN 1 Belitang Hilir",  
Cakrawala: Jurnal Pendidikan, 2017 <1%

## Publication

- |    |   |     |
|----|---|-----|
| 20 | Submitted to Universitas Jenderal Soedirman<br>Student Paper  | <1% |
| 21 | Bagus Aries Riyadi. "PENGARUH PENGALAMAN KERJA TERHADAP KINERJA KARYAWAN PADA TOKO EMAS SEMAR NGANJUK", EQUILIBRIUM : Jurnal Ilmiah Ekonomi dan Pembelajarannya, 2015<br>Publication                                | <1% |
| 22 | Submitted to Syiah Kuala University<br>Student Paper  | <1% |
| 23 | Submitted to Universitas 17 Agustus 1945 Surabaya<br>Student Paper  | <1% |
| 24 | Submitted to Lambung Mangkurat University<br>Student Paper  | <1% |
| 25 | Submitted to iGroup<br>Student Paper  | <1% |
| 26 | Submitted to Binus University International<br>Student Paper  | <1% |
| 27 | Fitri Rahayu, Topan Fernandoz, Rafika Ramlis. "Hubungan Frekuensi Hemodialisis dengan Tingkat Stres pada Pasien Gagal Ginjal Kronik yang Menjalani Hemodialisis", Jurnal Keperawatan Silampari, 2018<br>Publication | <1% |

---

---

Exclude quotes  On

Exclude bibliography  On

Exclude matches  < 20 words