


BUKTI KORESPONDENSI
ARTIKEL JURNAL INTERNASIONAL BEREPUTASI

Judul Artikel : Driving Factors of Digital Transformation Correlation Analysis
Nama Jurnal : 2023 8th International Conference on Information Technology and Digital Applications (ICITDA)
Penulis : Tining Haryanti, Nur Aini Rakhmawati, Apol Pribadi Subriadi


No	Korespondensi	Tanggal
1	Submit Artikel	13 September 2023
2	Revised Manuscript	21 Oktober 2023
3	Response to Reviewer's Comments	21 Oktober 2023
4	Final Manuscript	2 November 2023


Submit Artikel 13 September 2023

→ ↻ 🏠 edas.info/showPaper... 🔍 ☆ 📁 | 📄 T Err



International Conference on Information Technology and Digital Applications
ICITDA 2023 17 - 18 November 2023 | Yogyakarta, Indonesia





#66 (1570954420): Driving Factors of Digital Transformation Correlation Analysis

#66 (1570954420): Driving Factors of Digital Transformation Correlation Analysis

[Hide details](#)

📄

Authors [Tining Haryanti](#) (Institut Teknologi Sepuluh Nopember & Universitas Muhammadiyah Surabaya, Indonesia); [Nur Aini Rakhmawati](#) (Institut Teknologi Sepuluh Nopember Surabaya, Indonesia); [Apol Pribadi Subriadi](#) (Institut Teknologi Sepuluh Nopember, Indonesia)

Paper title *Driving Factors of Digital Transformation Correlation Analysis* Only the chairs can edit

Conference and track **2023 8th International Conference on Information Technology and Digital Applications (ICITDA) - 2023**
8th International Conference on Information Technology and Digital Applications (ICITDA)

Abstract Only the chairs can edit Digital transformation is an inevitability that cannot be avoided in the lives of various...

Keywords Digital Transformation; Driving Factor; Correlation; Digital Transformation Index Only the chairs can edit

Topics Information Systems (Only the chairs can edit)

Personal notes +

Roles You are the creator and an author for this paper.
You have authored an accepted paper in this conference.

Status Accepted

Copyright © IEEE; IEEE completed [Oct 20, 2023](#)

Presented by not specified

Review manuscript **Revised manuscript** **Final manuscript**

📄 📄 📄

Driving Factors of Digital Transformation Correlation Analysis

1st Tining Haryanti
Information System Department of
Institut Teknologi Sepuluh Nopember
Surabaya
Informatic Department of Universitas
Muhammadiyah Surabaya
Surabaya, Indonesia
tinging_haryanti@gmail.com
<https://orcid.org/000-0002-0172-3310>

2nd Nur Aini Rakhmawati
Information System Department of
Institut Teknologi Sepuluh Nopember
Surabaya
Surabaya, Indonesia
nur.aini@is.its.ac.id
<https://orcid.org/000-0002-0321-4564>

3rd Apol Pribadi Subriadi
Institut Teknologi Sepuluh Nopember
Surabaya
Surabaya, Indonesia
apolpribadi@gmail.com
<https://orcid.org/000-0001-9360-8055>

Abstract— Digital transformation is an inevitability that cannot be avoided in the lives of various countries. Various studies have been conducted to uncover the drivers of successful digital transformation. However, there are several failures in its implementation. Organizations need to implement the right strategy through the factors most correlated to the success of digital transformation. This research marks the beginning of studies on digital transformation, with an initial focus on revealing the ranking of the main correlating factors and supporting indicators for the success of digital transformation, accompanied by practical implementation. Correlation analysis was performed on the digital transformation index scores from 130 countries. The results indicate the strongest correlation with the factors supporting the success of digital transformation. Practical implementations for each factor are presented to facilitate the adoption of organizational strategy adjustments.

Keywords— Digital Transformation, Driving Factor, Correlation, Digital Transformation Index

I. INTRODUCTION

The presence of Digital Transformation (DX) is a necessity that cannot be avoided. Industrial Revolution 4 was the beginning of DX's existence by combining technology and the Internet in the industrial sector. Although directly related to technology, the success of the industrial revolution was accompanied by various other factors. DX provides opportunities and challenges [1] that require companies and countries to respond appropriately [2]. Failure to address the driving factors of DX has left the country behind. The United Nations has recognized the power of technology and the 4th industrial revolution in achieving the Sustainable Development Goals adopted in 2015 by member states. Dynamic environmental changes require organizations and countries to identify future trends so that they can compete in the era of digital transformation. Various research topics related to DX were investigated, as presented in Figure 1. Although DX has been recognized in almost all aspects of life [1], [3], in reality, not all organizations and even countries can carry out the transformation successfully. Forbes released at least 84% of failed DX projects [4]–[6] and BCG released DX successes of less than 30% [7].

Despite Digital Transformation (DT) having significant disruptive impacts on businesses and society, organizations are aware of its potential effects. However, many lack a clear roadmap for redesigning existing processes with emerging technologies [8]. Other research suggests that many organizations are still striving to set and implement digital

agendas [1], [9], [10]. Most research results focus on specific aspects of digital transformation or case studies [11]. The lack of an integrated approach to developing digital transformation strategies across the entire company is also identified by Hess et al. [12]; Hyvönen [13] and Ismail [14]. Meanwhile, some academic literature discusses aspects of Digital Transformation partially [15][16]–[18] and is dominated by DT in developed countries. DX is not just about shifting from manual to automated processes with technology. Comprehensive involvement of various factors is required to achieve DX success. Therefore, special attention to the factors driving the success of DX is needed, so that organizations and even countries can formulate strategies appropriately. As part of a larger research effort related to the success of DX, an initial identification of various key factors with a strong correlation to DX is conducted. This research represents an initial study within the larger research on DX, with the primary focus being to provide an overview of the strongest correlations among the drivers of DX in achieving its success.

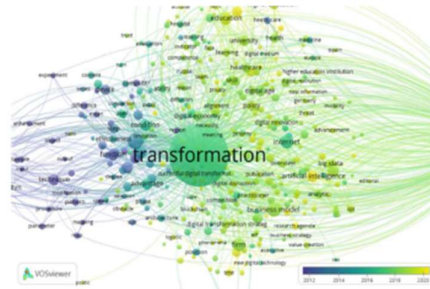




Fig. 1. Digital Transformation Research Mapping

The correlation between several DX supporting factors and detailed indicators was analysed to obtain the essential elements of increasing the DX score. Finding the most correlated factors for DX success makes it easier for management to formulate a DX success strategy appropriately. The results of this study provide a theoretical contribution in completing the DX reference, which continues to develop to date, in line with the lack of success of DX as a whole in every country. As the initial stage of research on DX, the findings of this study, which include the identification of key factors correlated with the success of DX, will serve as input for further research that can be considered in

Response to Reviewer's Comments 21 Oktober 2023

Status Accepted 

Copyright  IEEE; IEEE completed [Oct 20, 2023](#)

Presented by not specified +

Review manuscript Revised manuscript Final manuscript



Review

Recommendation

Weak Accept (Major revisions - I vote acceptance, but won't argue for it) 4

Detailed Comments

The paper presents a clear and structured analysis of the correlation between various factors and indicators supporting the success of Digital Transformation (DX) using data from 130 countries. The paper lacks in-depth discussion on the results.

1. Enhance the literature review to include more studies on driving factors of digital transformation.
2. Provide in-depth discussion on the result and its implications and limitations.
3. Improve language and grammar as some minor grammatical errors and inconsistencies in the text.

Accept (Minor revisions - Comparable to good papers in reputable conferences) 5

Detailed Comments

This research discusses the identification of driving factors that are very influential in the success of digital transformation. Based on data from various papers, the author identifies a number of variables that are believed to drive successful implementation. The data was analyzed using correlation analysis and then the factors that had the most influence on the success of digital transformation were concluded. The results obtained are very normative because information technology is the dominant factor, while content is the main subfactor. The author should be more observant in seeing that digital transformation is not just changing manual processes into automatic processes using information technology, but there are other factors, for example economic, social and cultural factors which are quite influential.

The improvements that the author should make are:

1. Explain the reasons for selecting the factors used in this research.
2. Carry out a more in-depth analysis regarding the results of the correlation analysis, not just narrating the numbers in the table.

Reject (I would argue to reject this paper) 1

Detailed Comments

This paper describes the correlation ranking of the main factors and indicators supporting the success of Digital Transformation which is complemented by its practical implementation. A correlation analysis approach was carried out on Digital Transformation index score data from 130 countries. The research results show the strongest correlation with factors supporting the success of Digital Transformation. Unfortunately, this paper is more focused on analysis and technically does not propose a method that shows scientific contribution.

Final Manuscript

2 November 2023

Driving Factors of Digital Transformation Correlation Analysis

Tining Haryanti

Information Systems Department
Institut Teknologi Sepuluh Nopember
Surabaya

Informatics Department
Universitas Muhammadiyah Surabaya
Surabaya, Indonesia

tining.haryanti@gmail.com

<https://orcid.org/000-0002-0172-3310>

Nur Aini Rakhmawati

Information Systems Department
Institut Teknologi Sepuluh Nopember
Surabaya

Surabaya, Indonesia
nur.aini@is.its.ac.id

<https://orcid.org/000-0002-0321-4564>

Apol Pribadi Subriadi

Information Systems Department
Institut Teknologi Sepuluh Nopember
Surabaya

Surabaya, Indonesia
apolpribadi@gmail.com

<https://orcid.org/000-0001-9360-8055>

Abstract— Digital transformation is an inevitability that cannot be avoided in the lives of various countries. Various studies have been conducted to uncover the drivers of successful digital transformation. However, there are several failures in its implementation. Organizations need to implement the right strategy through the factors most correlated to the success of digital transformation. This research marks the beginning of studies on digital transformation, with an initial focus on revealing the ranking of the main correlating factors and supporting indicators for the success of digital transformation, accompanied by practical implementation. Correlation analysis was performed on the digital transformation index scores from 130 countries. The results indicate the strongest correlation with the factors supporting the success of digital transformation. Practical implementations for each factor are presented to facilitate the adoption of organizational strategy adjustments.

Keywords— Digital Transformation, Driving Factor, Correlation, Digital Transformation Index

I. INTRODUCTION

The presence of Digital Transformation (DX) is a necessity that cannot be avoided. Industrial Revolution 4 was the beginning of DX's existence by combining technology and the Internet in the industrial sector. Although directly related to technology, the success of the industrial revolution was accompanied by various other factors. DX provides opportunities and challenges [1] that require companies and countries to respond appropriately [2]. Failure to address the driving factors of DX has left the country behind. The United Nations has recognized the power of technology and the 4th industrial revolution in achieving the Sustainable Development Goals adopted in 2015 by member states. Dynamic environmental changes require organizations and countries to identify future trends so that they can compete in the era of digital transformation. Various research topics related to DX were investigated, as presented in Figure 1. Although DX has been recognized in almost all aspects of life [1], [3], in reality, not all organizations and even countries can carry out the transformation successfully. Forbes released at least 84% of failed DX projects [4]–[6] and BCG released DX successes of less than 30% [7].

Despite Digital Transformation (DT) having significant disruptive impacts on businesses and society, organizations are aware of its potential effects. However, many lack a clear roadmap for redesigning existing processes with emerging technologies [8]. Other research suggests that many organizations are still striving to set and implement digital agendas [1], [9], [10]. Most research results focus on specific

aspects of digital transformation or case studies [11]. The lack of an integrated approach to developing digital transformation strategies across the entire company is also identified by Hess et al. [12]; Hyvönen [13] and Ismail [14]. Meanwhile, some academic literature discusses aspects of Digital Transformation partially [15]–[18] and is dominated by DT in developed countries. DX is not just about shifting from manual to automated processes with technology. Comprehensive involvement of various factors is required to achieve DX success. Therefore, special attention to the factors driving the success of DX is needed, so that organizations and even countries can formulate strategies appropriately. As part of a larger research effort related to the success of DX, an initial identification of various key factors with a strong correlation to DX is conducted. This research represents an initial study within the larger research on DX, with the primary focus being to provide an overview of the strongest correlations among the drivers of DX in achieving its success.

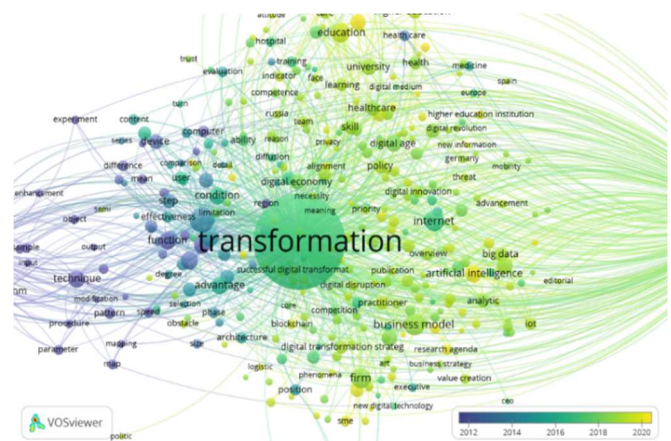


Fig. 1. Digital Transformation Research Mapping

The correlation between several DX supporting factors and detailed indicators was analysed to obtain the essential elements of increasing the DX score. Finding the most correlated factors for DX success makes it easier for management to formulate a DX success strategy appropriately. The results of this study provide a theoretical contribution in completing the DX reference, which continues to develop to date, in line with the lack of success of DX as a whole in every country. As the initial stage of research on DX, the findings of this study, which include the identification of key factors correlated with the success of DX, will serve as input for further research that can be considered in accelerating the achievement of digital transformation

success. The practical implication of this study results is an essential consideration for management in implementing DX successfully through strategic focus on the vital factors most correlated with increasing DX scores. This research serves as an initial step, and its results can provide an initial input for practical contributions to shaping future research endeavours. For example, it can lead to the development of artifacts (such as applications) aimed at facilitating management in measuring the success of their digital transformation. These artifacts would take into account factors strongly correlated with DX success, which have been identified in this research.

II. RESEARCH METHODOLOGY

A. Research Stage

This study uses a correlation analysis approach in testing the correlation between the driving factors of DX. DX mapping in several countries was carried out by reviewing the main factors supporting the success of DX (Table 1). The stages of this research are presented in Figure 2

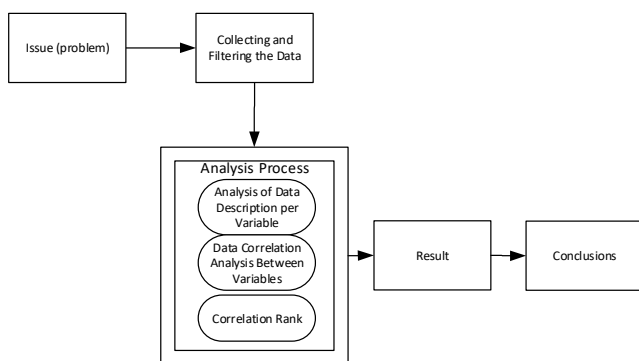


Fig. 2. Research Step

B. Data Collection and Processing

The main factors supporting DX include Technology, People, Governance and Impact [19], as shown in Figure 3. Technology is the main digital transformation, namely, the manual to digital transition. In addition, technology has a significant impact on the economy. In general, technology is measured on access [20], content [21]–[23] and future technology [24]. The implementation of technology and its quality reflects the skills and ability to utilize technology [1][19]. Therefore the main factor supporting the next DX is people. This factor measures how people use ICT at the individual [25], business [26] and government [20] levels. Governance discusses the integration of operating systems in organizations or countries [19]. This governance addresses trust activity [27], regulation [28] and engagement [25]. Meanwhile, Impact is defined as assessing the impact of DX on the economy [29], society, and human [30], [31].

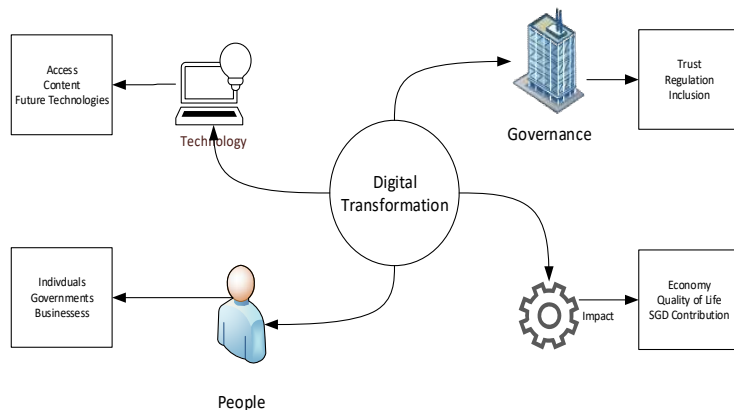


Fig. 3. Digital Transformation Factor (Own Illustrations)

In summary, DX supporting factors include Access, Content, Future Technologies, Individuals, Business, Governments, Trust, Regulation, Inclusion. Digital Transformation data in this study uses DX score data from 130 countries. Data collection with the latest period criteria is carried out through secondary data released from several DX reports internationally (Table 1)

TABLE I. CRITERIA DATA

Data	Periode	References
Digital Transformation Score	2021	[19][24]
Digital Competitiveness Ranking	2020	[32]
Digital Economy	2021	[33]
World Countries Rank	2021	[34]

III. DATA ANALYSIS

This study used two stages of data analysis. The first stage uses univariate analysis to identify the characteristics of these variables (figure 4). This analysis also ensured that there were no anomalous data in the data distribution. Each variable was tested for the first stage of analysis before continuing with the second stage. The second stage of analysis in this study was correlation analysis. This analysis was used to measure the strength of the relationship between variables and the direction of the relationship. Correlation was measured using Pearson's correlation. The dependent variable in this study is Digital Transformation, while the independent variables are the factors that influence it (Table II). The results of the next study were ranked to determine the factor with the highest correlation to the DX score (Table III)

TABLE II. VARIABLE OF DIGITAL TRANSFORMATION

Variable	Description	References
DX Score	Dependent Variable	[19][24]
Technology	Independent Variable	[19][24]
a. Access	Independent Variable	[20]
b. Content	Independent Variable	[23]
c. Future Technologies	Independent Variable	[24]
People	Independent Variable	[1], [19], [24]
a. Individuals	Independent Variable	[25]
b. Businesses	Independent Variable	[26]
c. Governments	Independent Variable	[20]
Governance	Independent Variable	[19][32][33][34]
a. Trust	Independent Variable	4
b. Regulation	Independent Variable	[27]
c. Inclusion	Independent Variable	[28]
Impact	Independent Variable	[25]
a. Economy	Independent Variable	[19][24]
b. Quality of life	Independent Variable	[29]
c. SDG Contribution	Independent Variable	[31]

IV. RESULT AND DISCUSSION

The test of the four main driving factor variables, namely Technology, People, Governance, and Impact, is presented in Figure 4. The results of the analysis show that the distribution of data on the main driving factors for DX is normal. However, the distribution of data on impact tends to be irregular, which shows that the impact does not have a completely normal data distribution. The results of data processing on the correlation are presented in Figure 4 and Table III. All the main factors of DX, namely Technology, People, Governance, and Impact, have a strong correlation to DX with a correlation value > 0.95. The strongest correlation is shown by Technology, Governance, People, and Impact. In general, these four main factors have nearly equal relationship strengths. Technology stands out as more dominant than the other factors. Although technology is not the sole driver of DX, it serves as the initial step in connecting users to the digital process itself. Without technology, the digitization process is challenging to accomplish [35]–[37]. In the Technology sub-factor, the strongest correlation is shown by Content, Access, and the last is Future Technology. These sub-factors are foundational elements in an organization's digital transformation journey. Data processing and security [38], [39] are integral parts of technology. Infrastructure in digital transformation is based on advanced IT technology, with a focus on the presence and use of computers and computer networks (both wired and wireless) and the availability and types of Internet connections, including the use of fixed and mobile broadband or other fixed connections [40]. A high level of digital maturity often requires a high level of digital competence among employees during the digital transformation process [41]. The technological requirements for each digital transformation project must be defined to ensure its potential for success. The data processing results show a strong correlation in the "people" factor. In the analysis results, trust and regulations show a strong correlation with DX, as presented in the governance factor. Meanwhile, in the

Governance sub-factor, the correlation rankings are Trust, Inclusion, and Regulation.

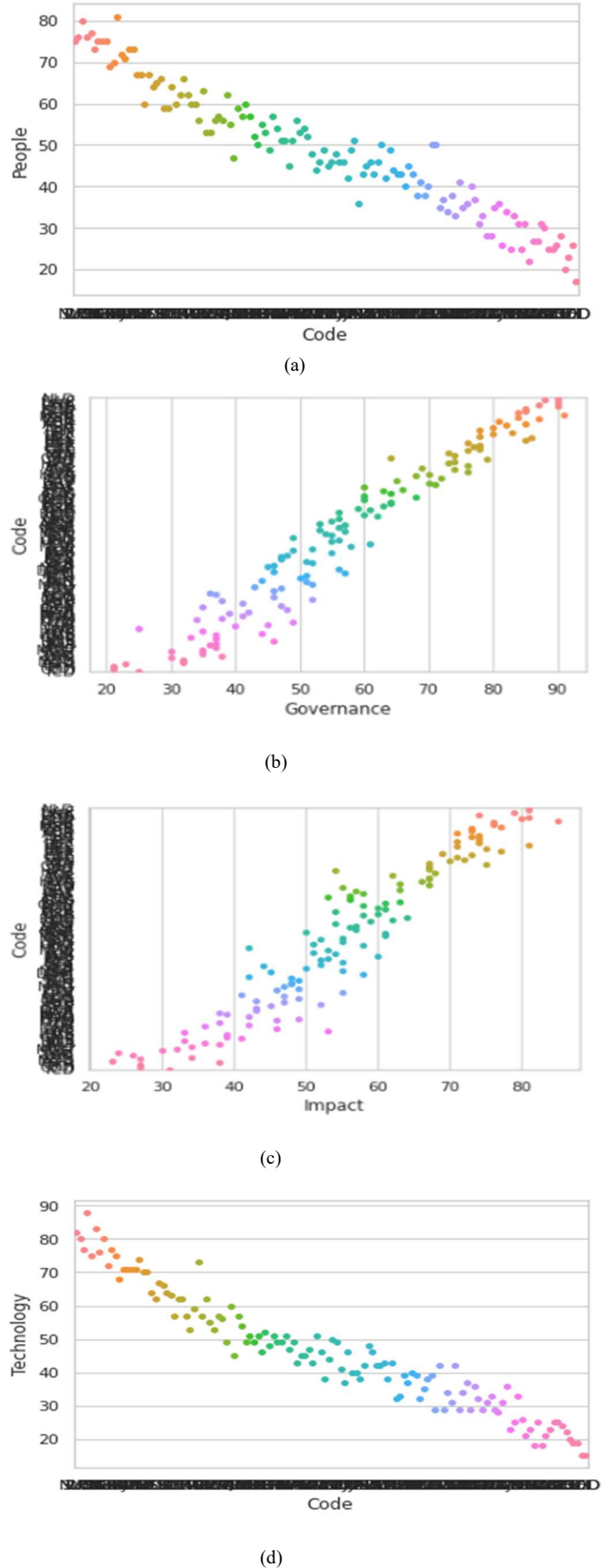


Fig. 4. Analysis step 1, univariate data test (a) variable People, (b) Governance, (c) Impact, (d) Technology

The success of DX has interrelated effects on the digital transformation process. Economic sufficiency, for example, enables the fulfilment of basic needs to connect with technology. This fulfilment is challenging to implement when the community still faces economic limitations. Furthermore, DX has the potential to have a significant effect on economic improvement, offering both significant opportunities and high risks for organizations [42]. The analysis results indicate a strong correlation between the impact factor and DX. Finally, on the Impact sub-factor, the correlation rankings were Contribution, Economy, and Quality of Life.

V. CONCLUSION

The results show that technology is the dominant factor in DX, with the main sub-factor being content. These findings support previous research that technology is at the heart of DX [1], [11]. To accelerate the success of DX, organizations need to expand the digital content that can be used locally. Examples of digital content include using GitHub commits as a medium to demonstrate programming skills, Wikipedia edits, registering internet domains, developing mobile applications, and publishing scientific articles related to AI.

Technology itself plays the role of the initial bridge connecting to the digital or technological aspect of digital transformation. Without technology, user connectivity in DX is challenging to implement. However, Digital Transformation is a complex process that is not solely dependent on technology. The implementation of technology in the business process is only a small part of the overall digital business transformation. Furthermore, digital technology must create added value for customers, the business itself, and other important stakeholders [43]. Owing to its social, technical, technological, and managerial implications within an organization, Digital Transformation must be managed from a holistic perspective [8], [44]–[49]. Governance is the second most dominant factor after technology. Public trust was the main supporter of this factor. The governance in question concerns an integrated system for the safety and security of its users.

Public trust in Internet server security, cybersecurity, and online financial access. People in the context of society are the third main factor for increasing the DX score. This is slightly different from previous research, which puts the people factor as the main factor driving change [50]. It is suspected that this difference is due to the context of people's understanding of the government towards the government. In this case, the most important factor supporting the success of DX is how the government uses and invests in ICT to benefit the public. Examples of supporting factors in the people context include the availability of government online services, publication and disclosure of data, government investment in new technologies, and R&D spending by the government and higher education. In several previous studies, culture became one of the important factors in the context of society [51], [52] which did not appear in the Digital Transformation score data in this study.

The readiness of human resources and awareness of technological change are essential to support the digital transformation process. Employee engagement, motivation, and participation in strategic changes within an organization are key to the success of Digital Transformation [41]. Continuous learning and change management [38] facilitate

organizations in adapting to various forms of change [8]. Knowledge and skills are acquired through a willingness to learn continuously [10], [53]. Prospects of research on culture for increasing DX success are needed in the future, given the diverse characteristics of organizations and countries [54], [55]. This allows the application of different strategy patterns.

TABLE III. MAIN FACTOR AND SUB FACTOR CORRELATION TO DX

	NRI score	Technology	People	Governance	Impact	Access	Content	ureTechnology	Individuals	Businesses	Governments	Trust	Regulation	Inclusion	Economy	Quality of Life	Contribution
NRI score	1																
Technology	0,9763509	1															
People	0,9691705	0,939427	1														
Governance	0,9721546	0,9306687	0,936305	1													
Impact	0,9557257	0,9073885	0,8989324	0,9666462	1												
Access	0,9283737	0,9397295	0,9013215	0,8864438	0,8657315	1											
Content	0,9470683	0,9484775	0,9115713	0,9182166	0,8855494	0,8534969	1										
Future Techn	0,8398553	0,8981443	0,7982121	0,7813531	0,7697286	0,7495406	0,7086691	1									
Individuals	0,802988	0,7540297	0,8518533	0,7522672	0,7612784	0,7956186	0,7347102	0,5513661	1								
Businesses	0,8764093	0,8560447	0,9129447	0,8222019	0,8077111	0,7899594	0,8543011	0,7371619	0,6661149	1							
Governments	0,919534	0,905715	0,9214431	0,8891519	0,8438267	0,8371082	0,8549809	0,8348067	0,6638748	0,7881496	1						
Trust	0,9449588	0,9169433	0,8985139	0,9650918	0,8706711	0,8657718	0,7804216	0,7789512	0,6899903	0,8184155	0,8026521	1					
Regulation	0,8729913	0,8336437	0,8103384	0,9071387	0,8231112	0,7823466	0,8059265	0,7009102	0,6559595	0,7364456	0,7782239	0,813324	1				
Inclusion	0,9101381	0,8582286	0,8693824	0,9370179	0,8547538	0,8377069	0,8303021	0,706009	0,7783658	0,7456476	0,8130958	0,6998071	0,7686934	1			
Economy	0,8513457	0,836809	0,7938192	0,8846024	0,8797835	0,7798244	0,7714223	0,7530626	0,5683761	0,7494299	0,799166	0,8075384	0,7329558	0,7039352	1		
Quality of Life	0,8401309	0,7795676	0,7778713	0,7995944	0,9143447	0,7888171	0,7716528	0,6444962	0,7008953	0,6174094	0,7235578	0,7447756	0,7370507	0,7745389	0,6958076	1	
SDG Contribu	0,8921503	0,8506451	0,8587793	0,8466987	0,9083518	0,8222172	0,8537989	0,6829114	0,7883137	0,7675987	0,758881	0,8017742	0,7547874	0,8264371	0,6843953	0,7722579	1

Further research is needed to reveal the characteristics of the organization/country through cultural factors. As for the impact factor, a contribution to the sustainable development goal that focuses on health, education, and the environment is needed. This is related to health insurance, life welfare, quality of education, gender equality in work, pollution, and public safety. Unfortunately, in some developing countries, the quality of education in DX faces challenges [56]–[58], this is allegedly one of the problems of infrastructure equity [59]. Further research is needed to reveal the characteristics of the organization/country through cultural factors. As for the impact factor, a contribution to the sustainable development goal that focuses on health, education, and the environment is needed. This is related to health insurance, life welfare, quality of education, gender equality in work, pollution, and public safety. Unfortunately, in some developing countries, the quality of education in DX faces challenges .

ACKNOWLEDGMENT

This study is supported by Institut Technology Sepuluh Nopember Surabaya with contract number: 1770/PKS/ITS/2023

REFERENCES

- [1] J. Bumann and M. Peter, "Action fields of digital transformation—a review and comparative analysis of digital transformation maturity models and frameworks," *Digitalisierung und andere Innovationsformen im Management*, vol. 2, pp. 13–40, Nov. 2019.
- [2] I. Manda and J. Backhouse, "Digital transformation for inclusive growth in South Africa: challenges and opportunities in the 4th industrial revolution," *African Conference on Information Systems and Technology (ACIST)*, no. July, 2017.
- [3] H. Gimpel, S. Hosseini, R. Huber, L. Probst, M. Röglinger, and U. Faisst, "Structuring Digital Transformation : A Framework of Action Fields and its Application at ZEISS," *Journal of Information Technology Theory and Application*, vol. 19, no. 1, Article 3, 2018.
- [4] P. Lewis, "Where Businesses Go Wrong With Digital Transformation," *Forbes*.
- [5] A. Alkhafaji, "Why Digital Transformation Fails," *cmswire.com*. Accessed: Dec. 12, 2021. [Online]. Available:

- <https://www.cmswire.com/digital-experience/why-digital-transformation-fails/>
- [6] T. R. Barber, "Why digital transformation projects fail," *itproportal.com*. Accessed: Dec. 12, 2021. [Online]. Available: <https://www.itproportal.com/features/why-digital-transformation-projects-fail/>
- [7] P. Forth, T. Reichert, R. de Laubier, and S. Chakraborty, "Flipping the Odds of Digital Transformation Success," Oct. 2020.
- [8] E. Gökalp and V. Martinez, "Digital transformation capability maturity model enabling the assessment of industrial manufacturers," *Comput Ind*, vol. 132, pp. 1–23, 2021, doi: 10.1016/j.compind.2021.103522.
- [9] K. Y. Akdil, A. Ustundag, and E. Cevikcan, "Maturity and Readiness Model for Industry 4.0 Strategy," 2018. doi: 10.1007/978-3-319-57870-5_4.
- [10] A. Schumacher, S. Erol, and W. Sihn, "A Maturity Model for Assessing Industry 4.0 Readiness and Maturity of Manufacturing Enterprises," in *Procedia CIRP*, 2016. doi: 10.1016/j.procir.2016.07.040.
- [11] H. Gimpel, S. Hosseini, R. Huber, L. Probst, M. Röglinger, and U. Faisst, "Structuring Digital Transformation : A Framework of Action Fields and its Application at ZEISS," *Journal of Information Technology Theory and Application*, vol. 19, no. 1, Article 3, 2018.
- [12] T. Hess, A. Benlian, C. Matt, and F. Wiesböck, "Options for formulating a digital transformation strategy," *MIS Quarterly Executive*, vol. 15, no. 2, 2016, doi: 10.4324/9780429286797-7.
- [13] J. Hyvönen *et al.*, "Strategic leading of digital transformation in large established companies-a multiple case-study," *J Mark*, vol. 44, no. 6, 2018.
- [14] M. H. Ismail, M. Khater, and M. Zaki, "Digital Business Transformation and Strategy: What Do We Know So Far?," *Manufacturer Article*, 2017, doi: 10.13140/RG.2.2.36492.62086.
- [15] E. K. Chowdhury, "Transformation of Business Model through Blockchain Technology," *Journal of Accounting*, vol. 47, no. 5, 2019.
- [16] S. S. Costigan, "Isaac Sacolick: Driving Digital: The Leader's Guide to Business Transformation Through Technology," *Publishing Research Quarterly*, vol. 34, no. 2, 2018, doi: 10.1007/s12109-018-9578-z.
- [17] N. Agarwal and A. Brem, "Strategic business transformation through technology convergence: Implications from General Electric's industrial internet initiative," *International Journal of Technology Management*, vol. 67, no. 2, 2015, doi: 10.1504/IJTM.2015.068224.
- [18] S. Vaska, M. Massaro, E. M. Bagarotto, and F. Dal Mas, "The Digital Transformation of Business Model Innovation: A Structured Literature Review," *Frontiers in Psychology*, vol. 11, 2021. doi: 10.3389/fpsyg.2020.539363.
- [19] S. Dutta and B. Lanvin, "How digital technologies can make the post-COVID world more equal Shaping the Global Recovery The Network Readiness Index 2021," 2021.
- [20] unesco, "The UNESCO Institute for Statistics (UIS)," unesco. Accessed: Dec. 12, 2021. [Online]. Available: <http://data.uis.unesco.org/>
- [21] T. Haryanti and A. Pribadi, "E-Commerce Service Design Readiness using ITIL framework with IT Balanced Scorecard Objective (Case Study: University E-Commerce)," *Procedia Comput Sci*, vol. 161, pp. 283–290, 2019, doi: 10.1016/j.procs.2019.11.125.
- [22] T. Haryanti and A. P. Subriadi, "Factors and Theories for E-Commerce Adoption: A Literature Review," *International Journal of Electronic Commerce Studies*, vol. 11, no. 2, pp. 87–105, 2020, doi: <http://dx.doi.org/10.7903/ijecs.1910>.
- [23] S. Ojanperä, M. Graham, and M. Zook, "The Digital Knowledge Economy Index: Mapping Content Production," *Journal of Development Studies*, vol. 55, no. 12, 2019, doi: 10.1080/00220388.2018.1554208.
- [24] itu.int, "World Telecommunication/ICT Indicators Database." Accessed: Dec. 12, 2021. [Online]. Available: <https://www.itu.int/en/ITU-D/Statistics/Pages/publications/wtid.aspx>
- [25] World Economic forum, "World Economic Forum." Accessed: Dec. 12, 2021. [Online]. Available: <http://reports.weforum.org/>
- [26] We Are Social Ltd, "Special Report Digital 2020," We Are Social Ltd. Accessed: Dec. 12, 2021. [Online]. Available: <https://wearesocial.com/blog/2020/01/digital-2020/>
- [27] The World Bank, "World Development Indicators." Accessed: Dec. 12, 2021. [Online]. Available: <https://datatopics.worldbank.org/world-development-indicators/>
- [28] worldbank.org, "Worldwide Governance Indicators." Accessed: Dec. 12, 2021. [Online]. Available: <http://info.worldbank.org/governance/wgi/>
- [29] T. and I. OECD Directorate for Science, "ISIC REV. 3 Technology Intensity Development." Accessed: Dec. 12, 2021. [Online]. Available: www.oecd.org/sti/ind/48350231.pdf
- [30] T. Haryanti and A. P. Subriadi, "E-commerce acceptance in the dimension of sustainability," *Journal of Modelling in Management*, 2021, doi: 10.1108/JM2-05-2020-0141.
- [31] World Health Organization, "Global Health Observatory," World Health Organization. Accessed: Dec. 12, 2021. [Online]. Available: <https://www.who.int/data/gho>
- [32] IMD, "IMD World Digital Competitiveness Ranking 2020," Swiss, 2020.
- [33] U. United Nations Conference, *Digital Economy Report 2021 : cross-border data flows and development*. UNITED NATIONS, 2021.
- [34] WorldPopulation, "2021 World Population by Country." Accessed: Dec. 12, 2021. [Online]. Available: <https://worldpopulationreview.com/>
- [35] J. A. G. M. van Dijk, *The deepening divide: Inequality in the information society*. 2005. doi: 10.4135/9781452229812.
- [36] Massimo Ragnedda, *The Third Digital Divide A Weberian Approach to Digital Inequalities*. 2017.
- [37] B. Tabrizi, E. Lam, K. Girard, and V. Irvin, "Digital Transformation Is Not About Technology," *Harv Bus Rev*, 2019.
- [38] M. Newman, "Digital Maturity Model (DMM)," *tmforum.org*.
- [39] P. A. H. Williams, B. Lovelock, T. Cabarrus, and M. Harvey, "Improving digital hospital transformation: Development of an outcomes-based infrastructure maturity assessment framework," *JMIR Med Inform*, vol. 7, no. 1, pp. 1–15, 2019, doi: 10.2196/12465.
- [40] R. Friedrich, M. Le Merle, F. Gröne, and A. Koster, "Leaders and laggards in the digital economy Measuring industry digitization," 2011. Accessed: Jul. 12, 2022. [Online]. Available: <https://www.strategyand.pwc.com/gx/en/insights/2002-2013/measuring-industry-digitization/strategyand-measuring-industry-digitization-leaders-laggards-digital-economy.pdf>
- [41] Aslanova IV and Kulichkina AI, "Digital Maturity: Definition and Model," 2020. [Online]. Available: <https://sloanreview.mit.edu>.
- [42] J. P. Moreno *et al.*, "The Everyday Bank A New Vision for the Digital Age," *Accenture*, 2015.
- [43] D. Schallmo, C. A. Williams, and L. Boardman, "Digital transformation of business models-best practice, enablers, and roadmap," *International Journal of Innovation Management*, vol. 21, no. 8, 2017. doi: 10.1142/S136391961740014X.
- [44] H. de la Boutetière, A. Montagner, and A. Reich, "Unlocking success in digital transformations," *McKinsey & Company*, no. October, 2018.
- [45] R. Teichert, "Digital transformation maturity: A systematic review of literature," *Acta Universitatis Agriculturae et Silviculturae Mendelianae Brunensis*, vol. 67, no. 6, 2019, doi: 10.11118/actaun201967061673.
- [46] I. Henriette, Emily; Feki, Mondher; & Boughzala, "Digital transformation challenges," *Textile Network*, no. 5–6, 2016.
- [47] H. Kagermann, *Change Through Digitization—Value Creation in the Age of Industry 4.0*. In: *Albach H., Meffert H., Pinkwart A., Reichwald R.* 2015.
- [48] P. C. Verhoef *et al.*, "Digital transformation: A multidisciplinary reflection and research agenda," *J Bus Res*, vol. 122, pp. 889–901, 2021, doi: 10.1016/j.jbusres.2019.09.022.
- [49] M. K. Peter, C. Kraft, and J. Lindeque, "Strategic action fields of digital transformation: An exploration of the strategic action fields of Swiss SMEs and large enterprises," *Journal of Strategy and Management*, vol. 13, no. 1, 2020, doi: 10.1108/JSMA-05-2019-0070.
- [50] W. P. Neumann, S. Winkelhaus, E. H. Grosse, and C. H. Glock, "Industry 4.0 and the human factor – A systems framework and analysis methodology for successful development," *Int J Prod Econ*, vol. 233, 2021, doi: 10.1016/j.ijpe.2020.107992.

- [51] G. Çetin Gürkan and G. Çiftci, "Developing a Supportive Culture in Digital Transformation," in *Contributions to Management Science*, 2020. doi: 10.1007/978-3-030-29739-8_5.
- [52] M. Fanea-Ivanovici and M. C. Pana, "From Culture to Smart Culture. How Digital Transformations Enhance Citizens' Well-Being through Better Cultural Accessibility and Inclusion," *IEEE Access*, vol. 8, 2020, doi: 10.1109/ACCESS.2020.2975542.
- [53] O. Bandara, K. Vidanagamachchi, and R. Wickramarachchi, "A model for assessing maturity of industry 4.0 in the banking sector," in *Proceedings of the International Conference on Industrial Engineering and Operations Management*, 2019, pp. 1141–1150.
- [54] A. Kő, P. Fehér, and Z. Szabó, "Digital Transformation – A Hungarian Overview," *Economic and Business Review*, vol. 21, no. 3, 2019, doi: 10.15458/ebr.91.
- [55] M. Rubino, F. Vitolla, N. Raimo, and I. M. Garcia-Sanchez, "Cross-country differences in European firms' digitalisation: the role of national culture," *Management Decision*, vol. 58, no. 8, 2020, doi: 10.1108/MD-08-2019-1120.
- [56] *Digital Literacy and Socio-Cultural Acceptance of ICT in Developing Countries*. 2021. doi: 10.1007/978-3-030-61089-0.
- [57] N. E. Serditova and A. V. Belotserkovsky, "Education, quality and the digital transformation," *Vyssshee Obrazovanie v Rossii*, vol. 29, no. 4, 2020, doi: 10.31992/0869-3617-2020-29-4-9-15.
- [58] N. Hossain and S. Hickey, "The Problem of Education Quality in Developing Countries," in *The Politics of Education in Developing Countries*, 2019. doi: 10.1093/oso/9780198835684.003.0001.
- [59] A. Mathrani, T. Sarvesh, and R. Umer, "Digital divide framework: online learning in developing countries during the COVID-19 lockdown," *Globalisation, Societies and Education*, 2021, doi: 10.1080/14767724.2021.1981253.