

### Lampiran 1. Informasi Responden Penelitian

<b>Respon de n</b>	<b>Jenis Kelam in</b>	<b>Banyak Media Sosial yang Digunakan</b>	<b>Jenis Media Sosial</b>	<b>Durasi</b>
1	Laki- laki	3 media sosial	Line, Instagram, Path	1 - 5 jam
2	Perem puan	6 media sosial	Facebook, Line, Whatsapp, Instagram, Path, Twitter	1 - 5 jam
3	Laki- laki	5 media sosial	Facebook, Whatsapp, Line, Instagram, Path	5 - 10 jam
4	Perem puan	7 media sosial	Facebook, Line, Whatsapp, Instagram, Path, Twitter, Blog, Yahoo	5 - 10 jam
5	Perem puan	6 media sosial	Facebook, Line, Whatsapp, Instagram, Blog, Yahoo	5 - 10 jam
6	Perem puan	6 media sosial	BBM, Line, Whatsapp, Instagram, Path, Twitter	> 10 jam
7	Perem puan	4 media sosial	Facebook, Whatsapp, Instagram, Path	> 10 jam
8	Laki- laki	5 media sosial	Line, Whatsapp, Path, Twitter, Blog	> 10 jam
9	Perem puan	5 media sosial	Facebook, Whatsapp, Instagram, Twitter, Yahoo	1 - 5 jam
10	Laki- laki	7 media sosial	Facebook, Line, BBM, Instagram, Path, Twitter, Blog, Yahoo	> 10 jam
11	Perem puan	3 media sosial	Facebook, BBM, Instagram	1 - 5 jam
12	Laki- laki	6 media sosial	Facebook, Line, Whatsapp, Instagram, Twitter, Blog	5 - 10 jam
13	Laki- laki	5 media sosial	BBM, Line, Whatsapp, Instagram, Path	5 - 10 jam
14	Perem puan	5 media sosial	Facebook, Line, Whatsapp, Instagram, Path	< 1 jam
15	Perem puan	5 media sosial	Facebook, BBM, Instagram, Path, Yahoo	1 - 5 jam
16	Laki- laki	6 media sosial	BBM, Line, Whatsapp, Instagram, Path, Twitter	1 - 5 jam
17	Perem puan	6 media sosial	Facebook, Line, Whatsapp, Instagram, Twitter, Blog	1 - 5 jam
18	Laki- laki	6 media sosial	Facebook, Whatsapp, Instagram, Path, Twitter, Blog, Yahoo	1 - 5 jam

19	Laki-laki	4 media sosial	Line, Whatsapp, Path, Twitter	5 - 10 jam
20	Laki-laki	3 media sosial	Facebook, Whatsapp, Instagram	< 1 jam
21	Laki-laki	4 media sosial	Line, Whatsapp, Instagram, Twitter	1 - 5 jam
22	Laki-laki	7 media sosial	Facebook, Line, BBM, Instagram, Path, Twitter, Blog, Yahoo	< 1 jam
23	Laki-laki	7 media sosial	Facebook, Line, BBM, Instagram, Path, Twitter, Blog, Yahoo	5 - 10 jam
24	Perempuan	3 media sosial	Line, Whatsapp, Instagram	5 - 10 jam
25	Perempuan	6 media sosial	Facebook, Line, BBM, Instagram, Path, Twitter, Yahoo	> 10 jam
26	Laki-laki	5 media sosial	Facebook, Line, Whatsapp, Instagram, Blog	5 - 10 jam
27	Laki-laki	5 media sosial	BBM, Instagram, Path, Twitter, Yahoo	5 - 10 jam
28	Laki-laki	5 media sosial	Line, Whatsapp, Instagram, Path, Twitter	1 - 5 jam
29	Perempuan	6 media sosial	Facebook, Line, BBM, Path, Twitter, Blog, Yahoo	1 - 5 jam
30	Laki-laki	6 media sosial	Facebook, Line, BBM, Instagram, Path, Twitter, Blog	1 - 5 jam
31	Laki-laki	4 media sosial	Line, BBM, Instagram, Path	1 - 5 jam
32	Perempuan	3 media sosial	Whatsapp, Instagram, Yahoo	1 - 5 jam
33	Perempuan	4 media sosial	Line, Instagram, Path, Twitter	5 - 10 jam
34	Laki-laki	6 media sosial	Facebook, Line, BBM, Instagram, Path, Twitter, Yahoo	5 - 10 jam
35	Perempuan	5 media sosial	Facebook, Line, BBM, Instagram, Path, Twitter	5 - 10 jam
36	Perempuan	5 media sosial	Facebook, Line, BBM, Instagram, Path, Twitter	5 - 10 jam
37	Perempuan	5 media sosial	Facebook, Line, BBM, Instagram, Yahoo	1 - 5 jam
38	Perempuan	6 media sosial	Facebook, Line, Whatsapp, Instagram, Twitter, Blog	1 - 5 jam

39	Perempuan	7 media sosial	Facebook, Whatsapp, Instagram, Path, Twitter, Blog, Yahoo	5 - 10 jam
40	Laki-laki	3 media sosial	BBM, Instagram, Twitter	5 - 10 jam
41	Laki-laki	6 media sosial	Facebook, Instagram, Path, Twitter, Blog, Yahoo	> 10 jam
42	Laki-laki	5 media sosial	Line, Whatsapp, Instagram, Path, Twitter	> 10 jam
43	Laki-laki	3 media sosial	Line, BBM, Instagram	1 - 5 jam
44	Perempuan	6 media sosial	Facebook, Line, BBM, Path, Twitter, Yahoo	1 - 5 jam
45	Laki-laki	5 media sosial	Facebook, Line, Whatsapp, Instagram, Blog	5 - 10 jam
46	Perempuan	7 media sosial	Facebook, Whatsapp, Instagram, Path, Twitter, Blog, Yahoo	< 1 jam
47	Perempuan	6 media sosial	Whatsapp, Instagram, Path, Twitter, Blog, Yahoo	< 1 jam
48	Perempuan	6 media sosial	Facebook, Whatsapp, Instagram, Path, Twitter, Yahoo	5 - 10 jam
49	Perempuan	5 media sosial	Facebook, Whatsapp, Instagram, Path, Yahoo	5 - 10 jam
50	Perempuan	5 media sosial	Facebook, Path, Twitter, Blog, Yahoo	5 - 10 jam
51	Laki-laki	5 media sosial	Facebook, Whatsapp, Instagram, Path, Line	5 - 10 jam
52	Laki-laki	6 media sosial	Whatsapp, Instagram, Path, Twitter, Blog, Yahoo	5 - 10 jam
53	Laki-laki	3 media sosial	Facebook, Path, Twitter	1 - 5 jam
54	Perempuan	4 media sosial	Facebook, Whatsapp, Instagram, Yahoo	1 - 5 jam
55	Perempuan	6 media sosial	Facebook, Line, BBM, Path, Twitter, Yahoo	5 - 10 jam
56	Laki-laki	5 media sosial	Facebook, Instagram, Path, Blog, Yahoo	> 10 jam
57	Laki-laki	5 media sosial	Instagram, Path, Twitter, Blog, Yahoo	1 - 5 jam
58	Perempuan	3 media sosial	Whatsapp, Path, Yahoo	1 - 5 jam
59	Laki-laki	6 media sosial	Facebook, Whatsapp, Path, Twitter, Blog, Yahoo	5 - 10 jam

60	Perempuan	5 media sosial	Instagram, Path, Twitter, Blog, Yahoo	< 1 jam
61	Laki-laki	7 media sosial	Facebook, Whatsapp, Instagram, Path, Twitter, Blog, Yahoo	< 1 jam
62	Laki-laki	7 media sosial	Facebook, Whatsapp, Instagram, Path, Twitter, Blog, Yahoo	< 1 jam
63	Laki-laki	3 media sosial	Whatsapp, Instagram, Path	5 - 10 jam
64	Laki-laki	6 media sosial	Facebook, Whatsapp, Instagram, Path, Twitter, Blog	5 - 10 jam
65	Perempuan	5 media sosial	Facebook, Whatsapp, Instagram, Path, Yahoo	> 10 jam
66	Perempuan	4 media sosial	Whatsapp, Instagram, Path, Yahoo	5 - 10 jam
67	Perempuan	5 media sosial	Facebook, Whatsapp, Path, Twitter, Yahoo	1 - 5 jam
68	Laki-laki	5 media sosial	Facebook, Whatsapp, Instagram, Twitter, Yahoo	1 - 5 jam
69	Perempuan	5 media sosial	Facebook, Whatsapp, Instagram, Path, Twitter	1 - 5 jam
70	Laki-laki	5 media sosial	Facebook, Whatsapp, Instagram, Path, Yahoo	5 - 10 jam
71	Perempuan	5 media sosial	Whatsapp, Instagram, Twitter, Blog, BBM	5 - 10 jam
72	Laki-laki	6 media sosial	Facebook, Whatsapp, Instagram, Path, Twitter, Blog	5 - 10 jam
73	Perempuan	3 media sosial	Facebook, Whatsapp, Yahoo	5 - 10 jam
74	Perempuan	5 media sosial	Facebook, Whatsapp, Instagram, Blog, Yahoo	5 - 10 jam
75	Laki-laki	3 media sosial	Facebook, Whatsapp, Instagram, Path, Twitter	5 - 10 jam
76	Laki-laki	6 media sosial	BBM, Instagram, Path, Twitter, Blog, Yahoo	5 - 10 jam
77	Laki-laki	5 media sosial	Facebook, Whatsapp, Instagram, BBM, Yahoo	> 10 jam
78	Perempuan	3 media sosial	Facebook, BBM, Yahoo	> 10 jam
79	Perempuan	6 media sosial	Facebook, Whatsapp, Instagram, BBM, Blog, Yahoo	> 10 jam

80	Perempuan	5 media sosial	BBM, Whatsapp, Instagram, Path, Yahoo	1 - 5 jam
81	Laki-laki	4 media sosial	Whatsapp, Instagram, Path, BBM	1 - 5 jam
82	Perempuan	5 media sosial	Facebook, Whatsapp, Instagram, Path, BBM	5 - 10 jam
83	Laki-laki	5 media sosial	Facebook, Whatsapp, BBM, Instagram, Path	1 - 5 jam
84	Perempuan	6 media sosial	BBM, Whatsapp, Instagram, Path, Twitter, Yahoo	1 - 5 jam
85	Laki-laki	3 media sosial	Whatsapp, Instagram, BBM	5 - 10 jam
86	Perempuan	4 media sosial	Line ,Whatsapp, Instagram, Path	5 - 10 jam
87	Laki-laki	6 media sosial	Facebook, BBM, Whatsapp, Instagram, Path, Twitter	5 - 10 jam
88	Laki-laki	5 media sosial	Line, Whatsapp, Instagram, Path, Yahoo	5 - 10 jam
89	Laki-laki	5 media sosial	Facebook, Whatsapp, Path, Twitter, Line	1 - 5 jam
90	Perempuan	3 media sosial	Line, Instagram, BBM	1 - 5 jam
91	Laki-laki	6 media sosial	Facebook, Line, Instagram, Path, BBM Yahoo	5 - 10 jam

## Frequencies

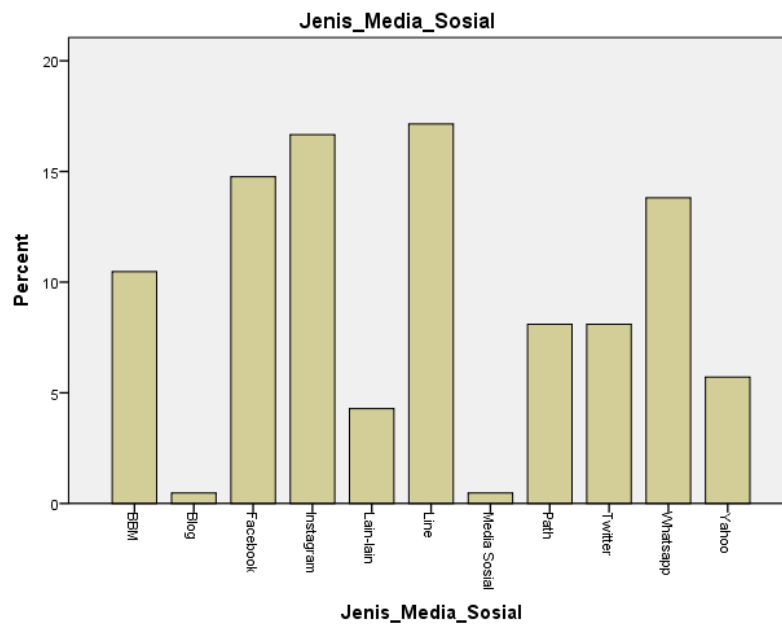
### Statistics

Jenis\_Media\_Sosial

N	Valid	210
	Missing	0

**Jenis\_Media\_Sosial**

		Frequency	Percent	Valid Percent	Cumulative Percent
Valid	BBM	22	10,5	10,5	10,5
	Blog	1	,5	,5	11,0
	Facebook	31	14,8	14,8	25,7
	Instagram	35	16,7	16,7	42,4
	Lain-lain	9	4,3	4,3	46,7
	Line	36	17,1	17,1	63,8
	Media Sosial	1	,5	,5	64,3
	Path	17	8,1	8,1	72,4
	Twitter	17	8,1	8,1	80,5
	Whatsapp	29	13,8	13,8	94,3
	Yahoo	12	5,7	5,7	100,0
	Total	210	100,0	100,0	









### Lampiran 3. Uji Validitas dan Reliabilitas Skala Empati

#### Putaran I

#### Reliability

Scale: ALL VARIABLES

Case Processing Summary

		N	%
Cases	Valid	91	100,0
	Excluded <sup>a</sup>	0	,0
	Total	91	100,0

a. Listwise deletion based on all variables in the procedure.

Reliability Statistics

Cronbach's Alpha	Cronbach's Alpha Based on Standardized Items	N of Items
,938	,941	40

Item Statistics

	Mean	Std. Deviation	N
VAR00001	2,6923	,87803	91
VAR00002	3,3846	,48920	91
VAR00003	3,0110	,52693	91
VAR00004	2,9341	1,05201	91
VAR00005	2,7033	,65819	91
VAR00006	2,8022	1,02437	91
VAR00007	2,7363	1,03102	91
VAR00008	2,9451	1,06836	91
VAR00009	2,6264	,93866	91
VAR00010	2,9341	1,06251	91
VAR00011	3,2308	1,01190	91
VAR00012	2,9451	1,03669	91
VAR00013	3,3846	,48920	91

VAR00014	3,0000	,57735	91
VAR00015	2,9670	1,03763	91
VAR00016	2,9560	1,04256	91
VAR00017	2,6923	,91521	91
VAR00018	2,9670	1,03763	91
VAR00019	3,2088	,99461	91
VAR00020	2,9341	1,05201	91
VAR00021	2,6154	,97490	91
VAR00022	2,6813	,90528	91
VAR00023	3,0440	,98784	91
VAR00024	2,9560	1,04256	91
VAR00025	3,2747	,85720	91
VAR00026	2,9341	1,05201	91
VAR00027	3,2747	,96685	91
VAR00028	2,9231	1,02449	91
VAR00029	2,9670	1,07961	91
VAR00030	2,6264	,93866	91
VAR00031	2,6044	,94138	91
VAR00032	2,7033	,90055	91
VAR00033	2,9341	1,05201	91
VAR00034	2,9890	,90055	91
VAR00035	2,7033	1,03810	91
VAR00036	3,1868	,99902	91
VAR00037	2,6484	,99302	91
VAR00038	3,0000	,84327	91
VAR00039	2,6923	,87803	91
VAR00040	3,0110	,96026	91

#### Summary Item Statistics

	Mean	Minimum	Maximum	Range	Maximum / Minimum	Variance	N of Items
Item Means	2,921	2,604	3,385	,780	1,300	,047	40

#### Item-Total Statistics

	Scale Mean if Item Deleted	Scale Variance if Item Deleted	Corrected Item- Total Correlation	Squared Multiple Correlation	Cronbach's Alpha if Item Deleted
VAR00001	114,1319	393,138	,680	.	,935

VAR00002	113,4396	404,271	,664	.	,936
VAR00003	113,8132	405,576	,552	.	,937
VAR00004	113,8901	384,610	,772	.	,934
VAR00005	114,1209	401,441	,595	.	,936
VAR00006	114,0220	401,266	,372	.	,938
VAR00007	114,0879	417,814	-,031	.	,941
VAR00008	113,8791	387,552	,686	.	,935
VAR00009	114,1978	396,560	,538	.	,936
VAR00010	113,8901	390,121	,627	.	,935
VAR00011	113,5934	392,622	,597	.	,936
VAR00012	113,8791	397,974	,448	.	,937
VAR00013	113,4396	404,271	,664	.	,936
VAR00014	113,8242	408,880	,358	.	,937
VAR00015	113,8571	384,102	,796	.	,934
VAR00016	113,8681	398,227	,439	.	,937
VAR00017	114,1319	396,582	,553	.	,936
VAR00018	113,8571	384,102	,796	.	,934
VAR00019	113,6154	409,039	,187	.	,939
VAR00020	113,8901	397,988	,440	.	,937
VAR00021	114,2088	395,323	,549	.	,936
VAR00022	114,1429	395,479	,591	.	,936
VAR00023	113,7802	395,884	,527	.	,936
VAR00024	113,8681	397,582	,455	.	,937
VAR00025	113,5495	398,095	,548	.	,936
VAR00026	113,8901	397,988	,440	.	,937
VAR00027	113,5495	407,473	,235	.	,939
VAR00028	113,9011	397,623	,462	.	,937
VAR00029	113,8571	387,724	,675	.	,935
VAR00030	114,1978	396,560	,538	.	,936
VAR00031	114,2198	401,929	,391	.	,937
VAR00032	114,1209	396,619	,561	.	,936
VAR00033	113,8901	384,077	,785	.	,934
VAR00034	113,8352	402,473	,395	.	,937
VAR00035	114,1209	417,396	-,021	.	,941
VAR00036	113,6374	393,878	,572	.	,936
VAR00037	114,1758	397,591	,480	.	,937
VAR00038	113,8242	400,813	,475	.	,937
VAR00039	114,1319	393,138	,680	.	,935
VAR00040	113,8132	389,554	,715	.	,935

**Scale Statistics**

Mean	Variance	Std. Deviation	N of Items
116,8242	417,569	20,43450	40

**Putaran II****Reliability****Scale: ALL VARIABLES****Case Processing Summary**

		N	%
Cases	Valid	91	100,0
	Excluded <sup>a</sup>	0	,0
	Total	91	100,0

a. Listwise deletion based on all variables in the procedure.

**Reliability Statistics**

Cronbach's Alpha	Cronbach's Alpha Based on Standardized Items	N of Items
,948	,950	36

**Item Statistics**

	Mean	Std. Deviation	N
VAR00001	2,6923	,87803	91
VAR00002	3,3846	,48920	91
VAR00003	3,0110	,52693	91
VAR00004	2,9341	1,05201	91
VAR00005	2,7033	,65819	91
VAR00006	2,8022	1,02437	91
VAR00008	2,9451	1,06836	91
VAR00009	2,6264	,93866	91
VAR00010	2,9341	1,06251	91
VAR00011	3,2308	1,01190	91
VAR00012	2,9451	1,03669	91
VAR00013	3,3846	,48920	91

VAR00014	3,0000	,57735	91
VAR00015	2,9670	1,03763	91
VAR00016	2,9560	1,04256	91
VAR00017	2,6923	,91521	91
VAR00018	2,9670	1,03763	91
VAR00020	2,9341	1,05201	91
VAR00021	2,6154	,97490	91
VAR00022	2,6813	,90528	91
VAR00023	3,0440	,98784	91
VAR00024	2,9560	1,04256	91
VAR00025	3,2747	,85720	91
VAR00026	2,9341	1,05201	91
VAR00028	2,9231	1,02449	91
VAR00029	2,9670	1,07961	91
VAR00030	2,6264	,93866	91
VAR00031	2,6044	,94138	91
VAR00032	2,7033	,90055	91
VAR00033	2,9341	1,05201	91
VAR00034	2,9890	,90055	91
VAR00036	3,1868	,99902	91
VAR00037	2,6484	,99302	91
VAR00038	3,0000	,84327	91
VAR00039	2,6923	,87803	91
VAR00040	3,0110	,96026	91

#### Summary Item Statistics

	Mean	Minimum	Maximum	Range	Maximum / Minimum	Variance	N of Items
Item Means	2,914	2,604	3,385	,780	1,300	,044	36

#### Item-Total Statistics

	Scale Mean if Item Deleted	Scale Variance if Item Deleted	Corrected Item- Total Correlation	Squared Multiple Correlation	Cronbach's Alpha if Item Deleted
VAR00001	102,2088	377,523	,688	.	,945
VAR00002	101,5165	388,941	,653	.	,946
VAR00003	101,8901	389,610	,572	.	,946
VAR00004	101,9670	369,277	,777	.	,944

VAR00005	102,1978	385,405	,617	.	,946
VAR00006	102,0989	386,135	,363	.	,948
VAR00008	101,9560	371,998	,695	.	,945
VAR00009	102,2747	381,113	,540	.	,946
VAR00010	101,9670	374,654	,632	.	,946
VAR00011	101,6703	377,779	,584	.	,946
VAR00012	101,9560	382,576	,447	.	,947
VAR00013	101,5165	388,941	,653	.	,946
VAR00014	101,9011	392,868	,375	.	,947
VAR00015	101,9341	368,796	,801	.	,944
VAR00016	101,9451	382,986	,434	.	,947
VAR00017	102,2088	380,189	,581	.	,946
VAR00018	101,9341	368,796	,801	.	,944
VAR00020	101,9670	382,588	,439	.	,947
VAR00021	102,2857	379,917	,550	.	,946
VAR00022	102,2198	379,262	,615	.	,946
VAR00023	101,8571	380,413	,529	.	,946
VAR00024	101,9451	382,208	,453	.	,947
VAR00025	101,6264	382,726	,546	.	,946
VAR00026	101,9670	382,588	,439	.	,947
VAR00028	101,9780	382,288	,460	.	,947
VAR00029	101,9341	372,107	,684	.	,945
VAR00030	102,2747	381,113	,540	.	,946
VAR00031	102,2967	385,811	,408	.	,947
VAR00032	102,1978	380,338	,587	.	,946
VAR00033	101,9670	369,188	,779	.	,944
VAR00034	101,9121	387,148	,390	.	,947
VAR00036	101,7143	379,095	,557	.	,946
VAR00037	102,2527	381,302	,503	.	,947
VAR00038	101,9011	385,068	,483	.	,947
VAR00039	102,2088	377,523	,688	.	,945
VAR00040	101,8901	373,877	,727	.	,945

**Scale Statistics**

Mean	Variance	Std. Deviation	N of Items
104,9011	401,779	20,04443	36







## Lampiran 5. Uji Validitas dan Reliabilitas Skala *Cyberbullying*

### Putaran I

#### Reliability

#### Scale: ALL VARIABLES

**Case Processing Summary**

		N	%
Cases	Valid	91	100,0
	Excluded <sup>a</sup>	0	,0
	Total	91	100,0

a. Listwise deletion based on all variables in the procedure.

**Reliability Statistics**

Cronbach's Alpha	Cronbach's Alpha Based on Standardized Items	N of Items
,908	,909	40

**Item Statistics**

	Mean	Std. Deviation	N
VAR00001	1,6484	,52438	91
VAR00002	1,8681	,70252	91
VAR00003	2,0549	,79390	91
VAR00004	1,6813	,69728	91
VAR00005	1,7033	,72256	91
VAR00006	1,7143	,70373	91
VAR00007	2,0110	,75269	91
VAR00008	1,9560	,64828	91
VAR00009	2,0989	,80353	91
VAR00010	1,9560	,74404	91
VAR00011	1,9011	,70008	91
VAR00012	2,0000	,78881	91
VAR00013	1,8791	,75770	91
VAR00014	1,9231	,77790	91

VAR00015	1,9011	,78958	91
VAR00016	1,9780	,81620	91
VAR00017	1,9560	,64828	91
VAR00018	1,9890	,86274	91
VAR00019	1,9890	,73778	91
VAR00020	1,9560	,74404	91
VAR00021	1,8462	,72913	91
VAR00022	1,7802	,74240	91
VAR00023	1,9670	,79513	91
VAR00024	1,9011	,78958	91
VAR00025	2,0110	,82320	91
VAR00026	1,9890	,75269	91
VAR00027	1,8462	,59485	91
VAR00028	1,9231	,79205	91
VAR00029	1,9231	,77790	91
VAR00030	1,9121	,78384	91
VAR00031	1,9011	,76092	91
VAR00032	1,8352	,70338	91
VAR00033	1,7582	,72020	91
VAR00034	1,9890	,73778	91
VAR00035	1,8242	,70857	91
VAR00036	1,7692	,76124	91
VAR00037	2,0220	,78850	91
VAR00038	1,9560	,71355	91
VAR00039	1,7912	,78197	91
VAR00040	1,9011	,77538	91

#### Summary Item Statistics

	Mean	Minimum	Maximum	Range	Maximum / Minimum	Variance	N of Items
Item Means	1,900	1,648	2,099	,451	1,273	,011	40

#### Item-Total Statistics

	Scale Mean if Item Deleted	Scale Variance if Item Deleted	Corrected Item- Total Correlation	Squared Multiple Correlation	Cronbach's Alpha if Item Deleted
VAR00001	74,3626	187,834	,375	.	,906
VAR00002	74,1429	185,702	,382	.	,906

VAR00003	73,9560	186,020	,316	.	,907
VAR00004	74,3297	184,379	,456	.	,905
VAR00005	74,3077	182,438	,540	.	,904
VAR00006	74,2967	182,855	,533	.	,904
VAR00007	74,0000	184,756	,400	.	,906
VAR00008	74,0549	185,919	,405	.	,906
VAR00009	73,9121	193,126	-,012	.	,911
VAR00010	74,0549	182,675	,511	.	,904
VAR00011	74,1099	184,010	,474	.	,905
VAR00012	74,0110	182,367	,493	.	,904
VAR00013	74,1319	184,760	,396	.	,906
VAR00014	74,0879	181,792	,529	.	,904
VAR00015	74,1099	184,366	,397	.	,906
VAR00016	74,0330	184,054	,396	.	,906
VAR00017	74,0549	185,919	,405	.	,906
VAR00018	74,0220	185,288	,318	.	,907
VAR00019	74,0220	184,955	,399	.	,906
VAR00020	74,0549	182,675	,511	.	,904
VAR00021	74,1648	184,428	,431	.	,905
VAR00022	74,2308	182,735	,509	.	,904
VAR00023	74,0440	181,820	,515	.	,904
VAR00024	74,1099	183,854	,421	.	,905
VAR00025	74,0000	184,911	,353	.	,906
VAR00026	74,0220	185,422	,366	.	,906
VAR00027	74,1648	184,473	,537	.	,904
VAR00028	74,0879	182,726	,474	.	,905
VAR00029	74,0879	181,792	,529	.	,904
VAR00030	74,0989	183,446	,445	.	,905
VAR00031	74,1099	183,877	,438	.	,905
VAR00032	74,1758	187,280	,297	.	,907
VAR00033	74,2527	182,747	,526	.	,904
VAR00034	74,0220	184,955	,399	.	,906
VAR00035	74,1868	185,865	,369	.	,906
VAR00036	74,2418	184,096	,427	.	,905
VAR00037	73,9890	181,189	,551	.	,904
VAR00038	74,0549	186,919	,311	.	,907
VAR00039	74,2198	183,796	,429	.	,905
VAR00040	74,1099	183,054	,469	.	,905

**Scale Statistics**

Mean	Variance	Std. Deviation	N of Items
76,0110	193,500	13,91042	40

**Putaran II****Reliability****Scale: ALL VARIABLES****Case Processing Summary**

		N	%
Cases	Valid	91	100,0
	Excluded <sup>a</sup>	0	,0
	Total	91	100,0

a. Listwise deletion based on all variables in the procedure.

**Reliability Statistics**

	Cronbach's Alpha Based on	
Cronbach's Alpha	Standardized Items	N of Items
,911	,912	38

**Item Statistics**

	Mean	Std. Deviation	N
VAR00001	1,6484	,52438	91
VAR00002	1,8681	,70252	91
VAR00003	2,0549	,79390	91
VAR00004	1,6813	,69728	91
VAR00005	1,7033	,72256	91
VAR00006	1,7143	,70373	91
VAR00007	2,0110	,75269	91
VAR00008	1,9560	,64828	91
VAR00010	1,9560	,74404	91
VAR00011	1,9011	,70008	91
VAR00012	2,0000	,78881	91

VAR00013	1,8791	,75770	91
VAR00014	1,9231	,77790	91
VAR00015	1,9011	,78958	91
VAR00016	1,9780	,81620	91
VAR00017	1,9560	,64828	91
VAR00018	1,9890	,86274	91
VAR00019	1,9890	,73778	91
VAR00020	1,9560	,74404	91
VAR00021	1,8462	,72913	91
VAR00022	1,7802	,74240	91
VAR00023	1,9670	,79513	91
VAR00024	1,9011	,78958	91
VAR00025	2,0110	,82320	91
VAR00026	1,9890	,75269	91
VAR00027	1,8462	,59485	91
VAR00028	1,9231	,79205	91
VAR00029	1,9231	,77790	91
VAR00030	1,9121	,78384	91
VAR00031	1,9011	,76092	91
VAR00033	1,7582	,72020	91
VAR00034	1,9890	,73778	91
VAR00035	1,8242	,70857	91
VAR00036	1,7692	,76124	91
VAR00037	2,0220	,78850	91
VAR00038	1,9560	,71355	91
VAR00039	1,7912	,78197	91
VAR00040	1,9011	,77538	91

**Summary Item Statistics**

	Mean	Minimum	Maximum	Range	Maximum / Minimum	Variance	N of Items
Item Means	1,897	1,648	2,055	,407	1,247	,011	38

## Item-Total Statistics

	Scale Mean if Item Deleted	Scale Variance if Item Deleted	Corrected Item- Total Correlation	Squared Multiple Correlation	Cronbach's Alpha if Item Deleted
VAR00001	70,4286	181,292	,377	.	,910
VAR00002	70,2088	179,323	,376	.	,909
VAR00003	70,0220	179,355	,325	.	,910
VAR00004	70,3956	178,020	,451	.	,909
VAR00005	70,3736	175,970	,543	.	,907
VAR00006	70,3626	176,145	,549	.	,907
VAR00007	70,0659	178,129	,408	.	,909
VAR00008	70,1209	179,374	,409	.	,909
VAR00010	70,1209	176,663	,489	.	,908
VAR00011	70,1758	177,724	,465	.	,908
VAR00012	70,0769	175,805	,500	.	,908
VAR00013	70,1978	178,138	,405	.	,909
VAR00014	70,1538	175,443	,526	.	,907
VAR00015	70,1758	178,169	,384	.	,909
VAR00016	70,0989	177,690	,392	.	,909
VAR00017	70,1209	179,374	,409	.	,909
VAR00018	70,0879	178,837	,317	.	,911
VAR00019	70,0879	178,326	,407	.	,909
VAR00020	70,1209	176,663	,489	.	,908
VAR00021	70,2308	177,913	,434	.	,909
VAR00022	70,2967	175,989	,526	.	,908
VAR00023	70,1099	175,188	,526	.	,907
VAR00024	70,1758	177,480	,418	.	,909
VAR00025	70,0659	178,484	,352	.	,910
VAR00026	70,0879	178,837	,372	.	,910
VAR00027	70,2308	178,046	,535	.	,908
VAR00028	70,1538	176,265	,476	.	,908
VAR00029	70,1538	175,443	,526	.	,907
VAR00030	70,1648	176,828	,453	.	,908
VAR00031	70,1758	177,213	,449	.	,909
VAR00033	70,3187	175,997	,543	.	,907
VAR00034	70,0879	178,326	,407	.	,909
VAR00035	70,2527	179,435	,366	.	,910
VAR00036	70,3077	177,749	,422	.	,909

VAR00037	70,0549	174,964	,542	.	,907
VAR00038	70,1209	180,707	,296	.	,910
VAR00039	70,2857	177,473	,423	.	,909
VAR00040	70,1758	176,547	,473	.	,908

**Scale Statistics**

Mean	Variance	Std. Deviation	N of Items
72,0769	186,894	13,67092	38

## Lampiran 6. Uji Normalitas Skala Empati

### Case Processing Summary

	Cases					
	Valid		Missing		Total	
	N	Percent	N	Percent	N	Percent
empati	91	100.0%	0	0.0%	91	100.0%

### Descriptives

		Statistic	Std. Error
empati	Mean	109.3736	.45092
	95% Confidence Interval for Mean	Lower Bound 108.4778 Upper Bound 110.2695	
	5% Trimmed Mean	109.3162	
	Median	109.0000	
	Variance	18.503	
	Std. Deviation	4.30155	
	Minimum	101.00	
	Maximum	119.00	
	Range	18.00	
	Interquartile Range	6.00	
	Skewness	.202	.253
	Kurtosis	-.660	.500

### Tests of Normality

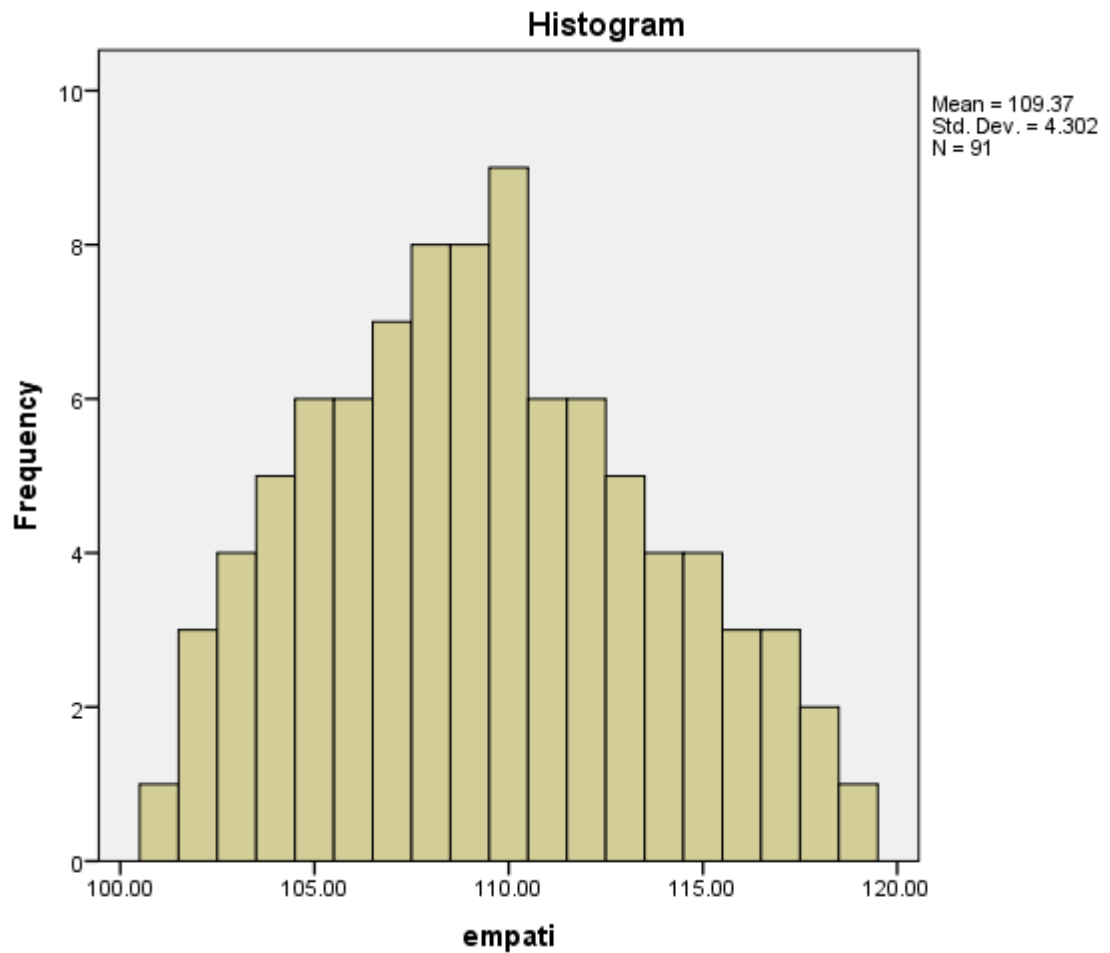
	Kolmogorov-Smirnov <sup>a</sup>			Shapiro-Wilk		
	Statistic	Df	Sig.	Statistic	df	Sig.
empati	.068	91	.200 <sup>*</sup>	.980	91	.175

\*. This is a lower bound of the true significance.

a. Lilliefors Significance Correction



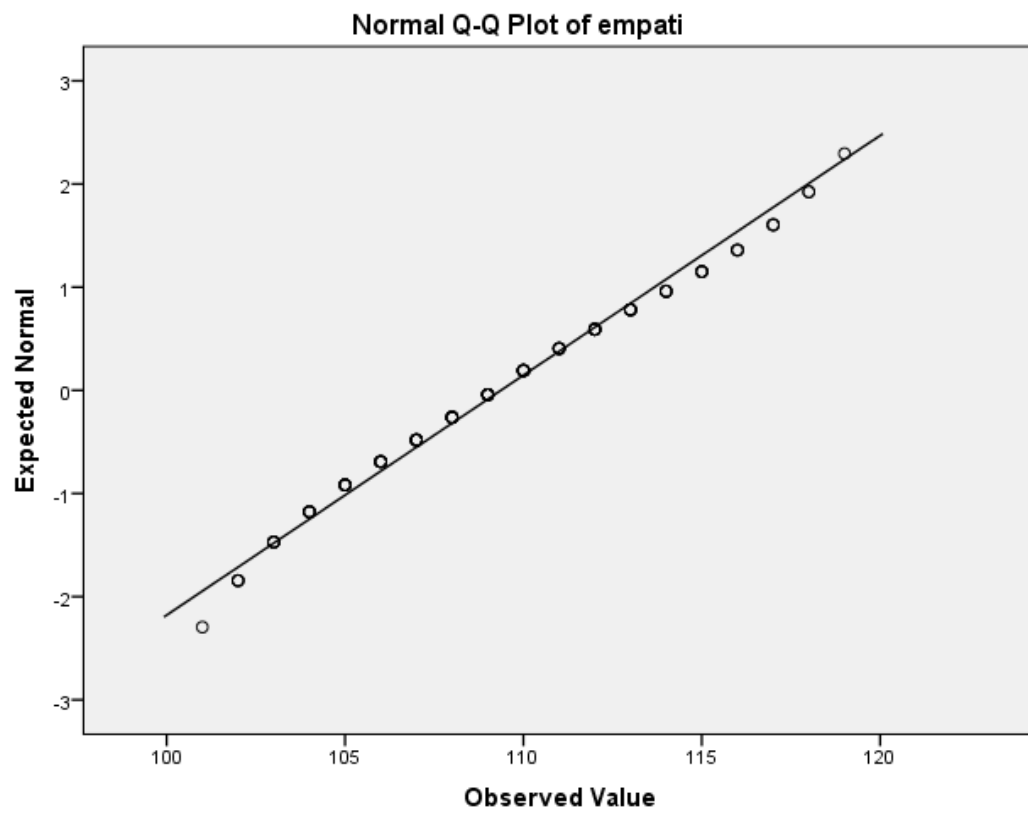
## empati



### empati Stem-and-Leaf Plot

Frequency	Stem & Leaf
1.00	10 . 1
7.00	10 . 2223333
11.00	10 . 44444555555
13.00	10 . 666667777777
16.00	10 . 888888899999999
15.00	11 . 00000000111111
11.00	11 . 2222233333
8.00	11 . 44445555
6.00	11 . 666777
3.00	11 . 889

Stem width: 10.00  
Each leaf: 1 case(s)



### Lampiran 7. Uji Normalitas Skala *Cyberbullying*

#### Case Processing Summary

	Cases					
	Valid		Missing		Total	
	N	Percent	N	Percent	N	Percent
Cyberbullying	91	100.0%	0	0.0%	91	100.0%

#### Descriptives

		Statistic	Std. Error
Cyberbullying	Mean	79.3736	.45092
	95% Confidence Interval for Mean	Lower Bound 78.4778	
		Upper Bound 80.2695	
	5% Trimmed Mean	79.3162	
	Median	79.0000	
	Variance	18.503	
	Std. Deviation	4.30155	
	Minimum	71.00	
	Maximum	89.00	
	Range	18.00	
	Interquartile Range	6.00	
	Skewness	.202	.253
	Kurtosis	-.660	.500

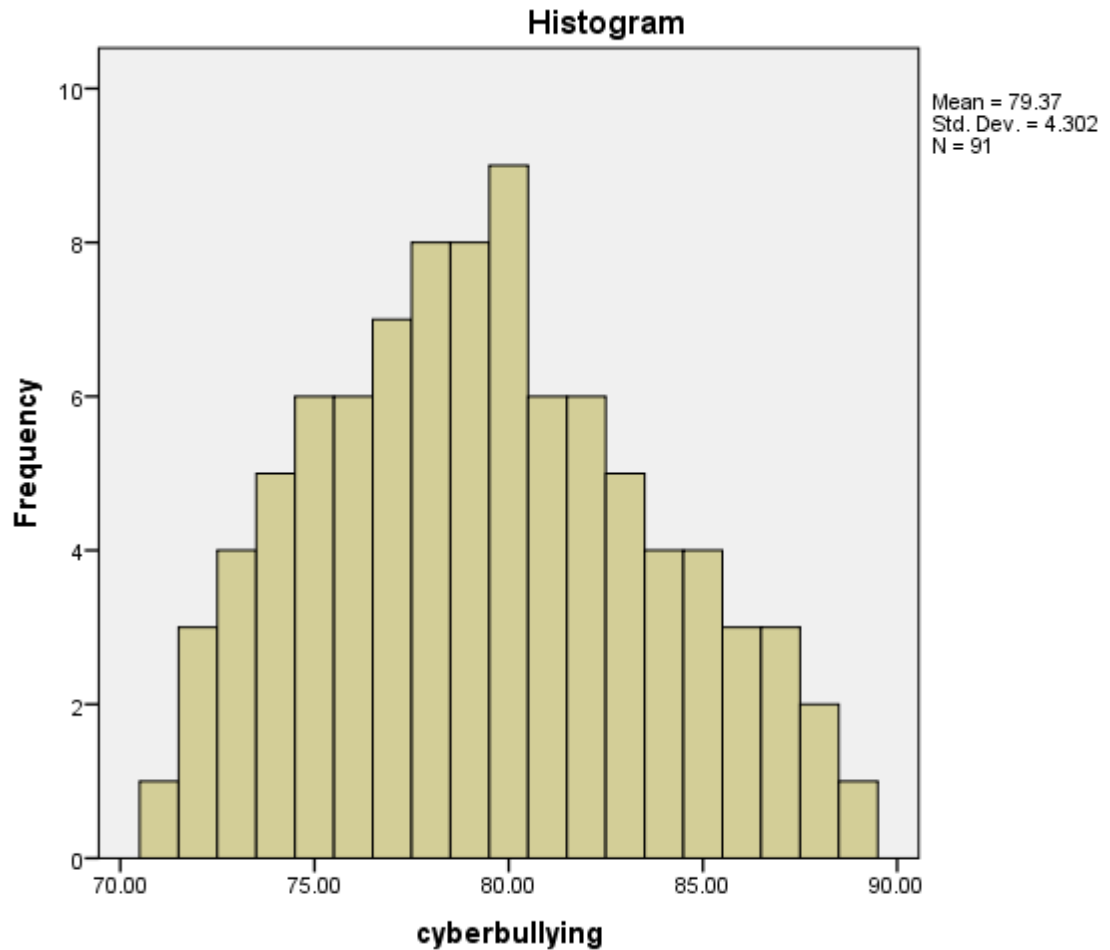
#### Tests of Normality

	Kolmogorov-Smirnov <sup>a</sup>			Shapiro-Wilk		
	Statistic	df	Sig.	Statistic	df	Sig.
cyberbullying	.068	91	.200*	.980	91	.175

\*. This is a lower bound of the true significance.

a. Lilliefors Significance Correction

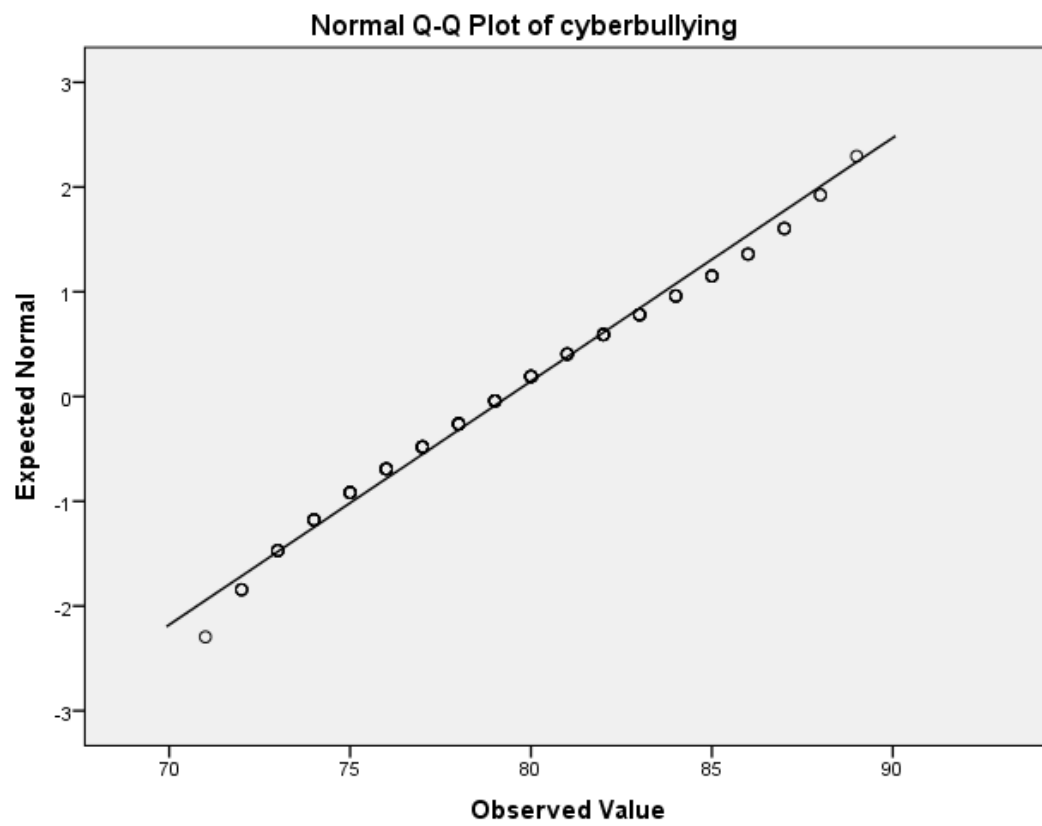
## Cyberbullying



### cyberbullying Stem-and-Leaf Plot

Frequency	Stem & Leaf
1.00	7 . 1
7.00	7 . 2223333
11.00	7 . 44444555555
13.00	7 . 666666777777
16.00	7 . 888888899999999
15.00	8 . 00000000111111
11.00	8 . 2222233333
8.00	8 . 44445555
6.00	8 . 666777
3.00	8 . 889

Stem width: 10.00  
Each leaf: 1 case(s)



## Lampiran 8. Uji Linearitas

### Means

Case Processing Summary

	Cases					
	Included		Excluded		Total	
	N	Percent	N	Percent	N	Percent
Cyberbullying * Empati	91	100,0%	0	0,0%	91	100,0%

### Report

#### Cyberbullying

Empati	Mean	N	Std. Deviation
101	83,00	2	7,071
102	83,00	1	.
103	78,86	7	5,080
104	79,67	3	9,074
105	76,50	2	4,950
106	85,67	3	5,859
107	81,50	4	1,291
108	75,40	5	2,793
109	73,50	2	3,536
111	83,00	4	7,832
112	81,67	3	5,508
113	81,25	4	9,845
114	80,00	1	.
115	78,00	1	.
116	82,50	2	4,950
117	83,00	1	.
118	79,50	2	6,364
119	76,00	1	.
120	82,75	4	2,754
121	79,67	6	2,658
122	83,33	6	5,465
123	83,50	4	5,916
124	78,00	2	,000
127	75,00	3	2,000
128	82,50	2	7,778

129	77,88	8	4,883
130	75,50	2	,707
131	81,25	4	4,573
132	82,50	2	,707
Total	80,18	91	5,278

ANOVA Table

			Sum of Squares	df	Mean Square	F	Sig.
Cyberbullying * Empati	Between Groups	(Combined)	783,838	28	27,994	1,007	,475
		Linearity	,747	1	,747	,027	,870
		Deviation from Linearity	783,091	27	29,003	1,043	,431
	Within Groups		1723,349	62	27,796		
Total		2507,187	90				

Measures of Association

	R	R Squared	Eta	Eta Squared
Cyberbullying * Empati	-,017	,000	,559	,313

### Lampiran 9. Uji Korelasi Product Moment

#### Correlations

		Correlations	
		Empati	Cyberbullying
Empati	Pearson Correlation	1	-,017
	Sig. (2-tailed)		,871
	N	91	91
Cyberbullying	Pearson Correlation	-,017	1
	Sig. (2-tailed)	,871	
	N	91	91



**Lampiran 10. Kategorisasi Item Skala *Cyberbullying***

70	Rendah	77	Rendah	83	Rendah
70	Rendah	78	Rendah	83	Rendah
71	Rendah	78	Rendah	83	Rendah
72	Rendah	78	Rendah	83	Rendah
73	Rendah	78	Rendah	83	Rendah
73	Rendah	78	Rendah	83	Rendah
73	Rendah	78	Rendah	83	Rendah
73	Rendah	78	Rendah	83	Rendah
74	Rendah	79	Rendah	84	Sedang
74	Rendah	79	Rendah	84	Sedang
74	Rendah	79	Rendah	84	Sedang
74	Rendah	79	Rendah	84	Sedang
75	Rendah	79	Rendah	85	Sedang
75	Rendah	79	Rendah	86	Sedang
75	Rendah	79	Rendah	86	Sedang
75	Rendah	79	Rendah	86	Sedang
75	Rendah	79	Rendah	86	Sedang
75	Rendah	80	Rendah	87	Sedang
75	Rendah	80	Rendah	87	Sedang
75	Rendah	80	Rendah	87	Sedang
75	Rendah	80	Rendah	87	Sedang
76	Rendah	80	Rendah	88	Sedang
76	Rendah	80	Rendah	88	Sedang
76	Rendah	80	Rendah	88	Sedang
76	Rendah	80	Rendah	88	Sedang
76	Rendah	80	Rendah	88	Sedang
76	Rendah	81	Rendah	88	Sedang
76	Rendah	81	Rendah	88	Sedang
76	Rendah	81	Rendah	89	Sedang
76	Rendah	81	Rendah	90	Sedang
76	Rendah	81	Rendah	90	Sedang
76	Rendah	81	Rendah	90	Sedang
76	Rendah	81	Rendah	90	Sedang
76	Rendah	81	Rendah	90	Sedang
77	Rendah	81	Rendah	90	Sedang
77	Rendah	82	Rendah	91	Sedang
77	Rendah	82	Rendah	92	Sedang
77	Rendah	82	Rendah		
77	Rendah	82	Rendah		

### Lampiran 11. Kategorisasi Item Skala Empati

101	Tinggi
101	Tinggi
102	Tinggi
103	Tinggi
103	Tinggi
103	Tinggi
103	Tinggi
103	Tinggi
103	Tinggi
103	Tinggi
104	Tinggi
104	Tinggi
104	Tinggi
105	Tinggi
105	Tinggi
106	Tinggi
106	Tinggi
106	Tinggi
107	Tinggi
107	Tinggi
107	Tinggi
107	Tinggi
107	Tinggi
108	Tinggi
108	Tinggi
108	Tinggi
108	Tinggi
108	Tinggi
108	Tinggi
109	Tinggi
109	Tinggi
111	Tinggi
111	Tinggi
111	Tinggi
111	Tinggi
112	Tinggi
112	Tinggi
112	Tinggi
113	Tinggi
113	Tinggi
113	Tinggi
113	Tinggi
114	Tinggi
115	Tinggi
116	Tinggi
116	Tinggi
117	Tinggi
118	Tinggi
118	Tinggi
119	Tinggi
120	Tinggi
120	Tinggi
120	Tinggi
120	Tinggi
120	Tinggi
121	Tinggi
121	Tinggi
121	Tinggi
121	Tinggi
121	Tinggi
121	Tinggi
121	Tinggi
121	Tinggi
121	Tinggi
122	Tinggi
122	Tinggi
122	Tinggi
122	Tinggi
122	Tinggi
122	Tinggi
122	Tinggi
122	Tinggi
122	Tinggi
122	Tinggi
122	Tinggi
123	SangatT
123	SangatT
123	SangatT
124	SangatT
124	SangatT
127	SangatT
127	SangatT
127	SangatT
128	SangatT
128	SangatT
128	SangatT
129	SangatT
129	SangatT
129	SangatT
129	SangatT
129	SangatT
129	SangatT
129	SangatT
129	SangatT
130	SangatT
130	SangatT
131	SangatT
131	SangatT
131	SangatT
131	SangatT
131	SangatT
132	SangatT
132	SangatT