

betty6

by Betty6 Betty6

Submission date: 18-Jan-2023 10:37AM (UTC+0700)

Submission ID: 1994542521

File name: ICOME_2021_Final_56.docx (1.33M)

Word count: 2165

Character count: 11475

Numerical Study of Emissions on DDF Engine with 20% CNG with Variation on Compression Ratio

Betty Ariani¹[0000-0003-3212-5724], I Made Ariana²[0000-0003-0472-8552], Aguk Zuhdi M.Fathallah²[0000-0001-9458-2010]

¹Naval Architecture, Universitas Muhammadiyah Surabaya, Indonesia

²Departement of Marine Engineering, Institut Teknologi Sepuluh Nopember, Indonesia
betty.ariani@gmail.com

Abstract. The increasing of shipping transportation has an impact on the survival of living things on earth. The data shows that there is a tendency to increase the contribution of higher emissions. It has led to the birth of increasingly stringent and binding regulations, on the other hand, the limited availability of liquid fossil fuels encourages prices to continue to soar leads to increased operating costs. Modifying diesel to dual fuel and utilizing natural gas as the main fuel is an alternative to overcome this problem. Changing the diesel engine to dual fuel is relatively easy and cheap, and use natural gas, which has cleaner emissions and more abundant availability, makes it better for the environment. Converting diesel to dual fuel, it is necessary to adjust both the design and operational parameters of the engine, one of which is the compression ratio. In this study, numerical tests on dual-fuel engines with various compression ratios of 16, 18, and 19 at 20% CNG and 80% diesel fuel at a constant speed of 2000 rpm to get the results of exhaust emissions under these conditions. The results show a high compression ratio gives a more significant UHC reduction value in CNG with a low ratio decrease in UHC by 50 - 56% at 0% CNG and decrease by 39 - 46% at 20% CNG

12

Keywords: emission, compression ratio, dual fuel engine, natural gas, shipping

1. Introduction

The reliability of the marine engineering system was one of the parameters that must consider in the development process of the maritime and shipping industry. The previous researcher was grouping research on engine performance improvement into three groups, namely optimization of engine design, operating system engineering, and after-treatment conditioning. The three parameters above complement each other to get maximum engine performance and minimum emissions. The exhaust emissions produced by shipping engines include CO₂, NO_x, SO_x, HC, CO, and PM. The latest data shows the contribution of the shipping sector to global emissions is 2-3% and is increasing from year to year [1]. Regulations regarding emissions and their application are not only expected to reduce the effect of gas emissions but also minimize the level of fuel consumption by increasing engine performance reduce operating costs so that the shipping industry companies are even more competitive [2]

IMO (International Maritime Organization), an organization dealing with pollution from ships, issued its first regulation in 1978. International MARPOL convention in 1973 strengthened again in 1983, was related to emission restrictions strategies, prevent and minimize pollution by shipping activities [3]. As for matters related to air pollution by shipping activities in 1997 regulated Annex VI Marpol (Tier 1) with a focus on Sox and NOx, through Tier 2 began to be applied to ships built after January 1, 2011, and continued with Tier 3 for applied to ships built after January 1, 2016. This change involves continuously tightening emission limits [4]. Dual fuel using gas as one of the fuels reduces brake power by more than 30% and increases CO and HC emissions [5] so that good conditioning and treatment are needed to provide optimal benefits. In general, according to [6] and [7], the performance of dual fuel is lower than single. So it takes effort to get the desired performance and emissions.

The compression ratio is the ratio of the total volume of the combustion chamber when the cylinder is in the BDC position to the combustion chamber volume at TDC. Theoretically, increasing the compression ratio will result in higher cylinder pressure and heat dissipation that increase the value of overall thermal and engine efficiency [8] [9]. However, increasing the compression ratio will usually increase combustion noise and cause knocking, especially for gases with low ignition temperature. Different things were expressed by [10] [8], researchers suggested that increasing the compression ratio benefits improved performance and emissions. Experimental trials were on dual fuel with biodiesel fuel - CNG. Bhaskoer [11] has experimental studies on compression ratio, EGR fraction, and temperature on dual-fuel engines. They concluded that increasing the compression ratio will increase fuel substitution and energy efficiency, otherwise increasing the compression ratio will reducing HC, CO emissions but higher NOx.

In this article, we will discuss how the effect of the compression ratio on exhaust emissions produced on dual fuel with a ratio of 20% CNG to 0% CNG. We will see how the variation of the compression ratio affects the performance, combustion, and emissions when conditions are 20% CNG at a constant speed of 2000 rpm.

2. Material & Methode

The simulation test is using single cylinder engine data with the following specification

Table 1. Engine Baseline

Engine (four stroke cycle)	TF 85 MH
cylinder	1
Combustion system	Direct injection
Bore x stroke	85 x 87 mm
Displacement	493 cc
Compression ratio	18 : 1
Max engine at full speed	2200
Continuous power output	7,5 kw
Specific fuel consumption	171 gr/hph

The first stage in [21] process is modeling using solid work. The image made is an existing picture of the condition of the piston and combustion chamber. It is planned to make 3 piston models with different geometries to produce variations in the compression ratio to 16, 18, and 19. The geometry model created is drawn in 2 dimensions as many as 3 models, M1 compression ratio 16, M0 baseline compression ratio 18, M2 compression ratio 19. The next step is to input the main engine data and import images from solid work to ANSYS while setting the direction of the pilot fuel spray fuel. The next process is meshing or formation into smaller cells then the calculation process with the ANSYS forte solver is started. Process The calculation begins with determining the fuel to be used, determine the injection timing and the mass of fuel injected, determine the boundary conditions and the direction of motion of the piston, determine the initial conditions and gas mixture.

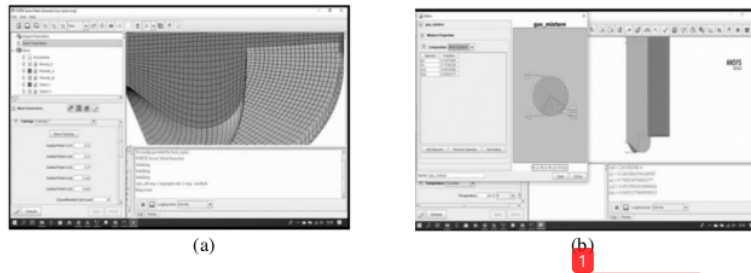


Fig. 1. Meshing Process (a) and Determination of initial conditions and gas mixture (b)

The simulation control process includes determining the crank angle you want to display, the process running generates a graphic visualization, while the rendering process will generate contour output as we want such as displaying pressure visualization, temperature, and velocity. Variations in the compression ratio are given 16 and 19 at a fixed speed of 2000 rpm. The result of emission data operations in the form of UHC, NOx, and CO.

Result & Discussion

The following is the result of reading the unburnt hydrocarbon emissions in three variations of the compression ratio, namely the lower compression ratio of 16 and the higher of 19 against the baseline compression ratio of 18.

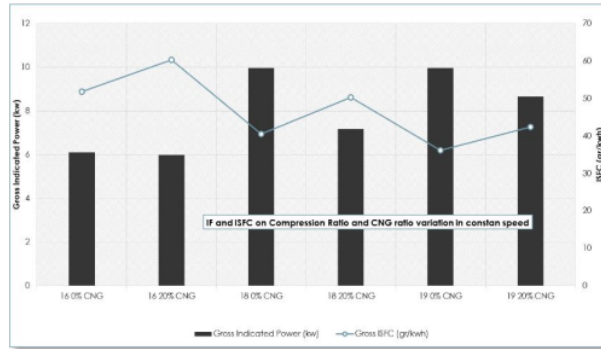


Fig. 2. Engine performance at 0% and 20% CNG on variation of compression ratio

The more CNG will decrease the indicated power in all compression ratio variations and vice versa. Dual fuels require an increased compression ratio to compensate for the power loss because of CNG due to a single to dual-fuel switch. The level of fuel consumption is getting bigger on dual fuel with a higher percentage of CNG. The increase in consumption occurs at low compression ratios and decreases with increasing compression. The compression ratio 19 has a fuel consumption reduction of up to 15.6% on dual 20% CNG fuel compared to the baseline compression ratio condition.

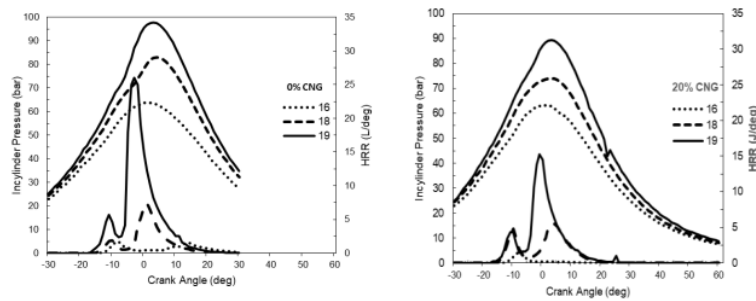


Fig. 3. Cylinder pressure & HRR 0% and 20% CNG on variation of compression ratio

By entering 20% of the CNG mass in the picture, the cylinder pressure in all combustion chambers decreased compared to when it was 0% CNG. This condition happens because the entry of gas into the combustion chamber causes oxygen intake to be blocked. With reduced oxygen, the process of fuel oxidation is disrupted, causes the cylinder pressure to drop. The fuel mixture becomes too rich so that it reduces the quality of combustions affects the output, increases fuel consumption, and high emissions. The increase in heat release rate also increased with a peak difference of

24% compared to the HRR at baseline. At a compression ratio of 19, the ignition delay is faster than the baseline with almost the same combustion duration. This ignition delay is faster beneficial for reducing the potential for knocking, especially ¹⁸ low loads. While at the compression ratio of 16, there is a decrease in pressure and temperature in the combustion chamber. In addition, the rate of energy issuance is also the slowest and the shortest

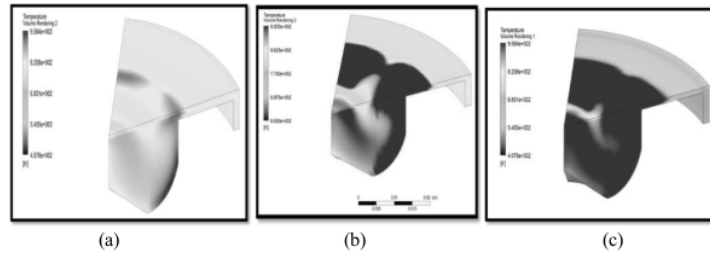


Fig. 4. Contour temperature at 0% CNG on compression ratio 16 (a) 18 (b) and 19 (c)

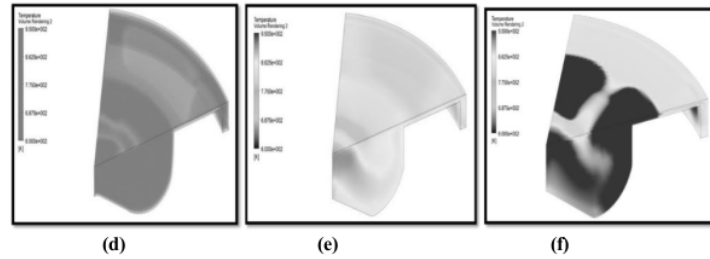


Fig. 5. Contour temperature at 20% CNG on compression ratio 16 (d) 18 (e) and 19 (f)

¹⁵ At a compression ratio of 16, an increase in temperature and pressure occurs in the bowl area, a little in the squish area, a temperature not too high, and uneven distribution makes the potential for methane slip. At low compression pressures, the squish is largest than other models, the heat range is less than optimal, especially in the tip area. The effect of a lower compression ratio causes a decrease in pressure, temperature, and fluid flow velocity in the combustion chamber so that it does not support the homogenization process fuel mixture.

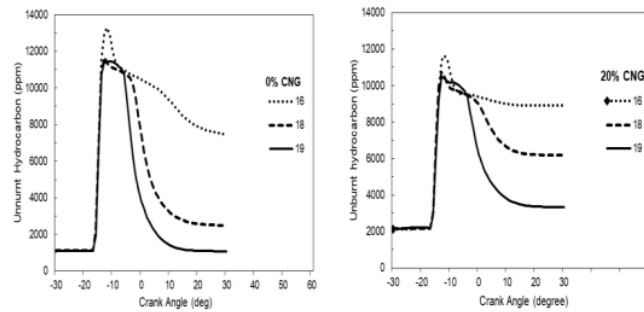


Fig. 6. Unburnt hydrocarbon at 0% and 20% CNG on variation of compression ratio

13

Here at a lower compression ratio, UHC is at a higher value when compared to the baseline. Immediately after injection of diesel fuel at 18 BTDC the UHC chart peaked at around 11600 ppm then sloped towards the top dead center and continued even though it was not as significant as the baseline or when the compression ratio was increased. At a higher compression ratio, there is a decrease in UHC emissions of around 46% compared to the baseline.

3. Conclusion

In general, in DF CNG intake in the combustion chamber causes a decrease in performance and combustion due to the reduced amount of oxygen. High compression ratio promotes accelerated ignition delay resulting in increased performance and minimized UHC. A high compression ratio gives a more significant UHC reduction value in CNG with a low ratio decrease in UHC by 50 - 56% at 0% CNG and decrease by 39 - 46% at 20% CNG

Acknowledgment

Thank you to the Department of Naval Architecture Universitas Muhammadiyah Surabaya, the Department of Marine Engineering, especially the Laboratory of Marine Power Plant, Institut Teknologi Sepuluh Nopember, Surabaya - Indonesia and colleagues for their support and thought assistance in this research.

References

- [1] A. Bows–Larkin, S. Mander, P. Gilbert, M. Traut, C. Walsh, and K. Anderson.:High Seas, High Stakes: High Seas Project Final Report, Tyndall Cent. Clim. Chang. Res.,The University of Manchester. England .2014.
- [2] G. Theotokatos, S. Stoumpos, I. Lazakis, and G. Livanos.:Numerical study of a marine dual-fuel four-stroke engine. in: Proceedings of 3rd International Conference on Maritime Technology and Engineering, MARTECH, pp.777-783. CRC press. London. 2016.
- [3] M. Pueschel.: Combination of post-injection and cooled EGR at a medium-speed diesel engine to comply with IMO Tier III emission limits. in: Conseil International des machines a combustion international council on combustion engines. pp 1-9.Shanghai, (2013).
- [4] N. Hu, P. Zhou, and J. Yang.: Reducing emissions by optimising the fuel injector match with the combustion chamber geometry for a marine medium-speed diesel engine, Transp Research Part D Transport and Environment (53), 2017, 1-16 (2017).
- [5] R. Chandra, V. K. Vijay, P. M. V. Subbarao, and T. K. Khura, :Performance evaluation of a constant speed IC engine on CNG, methane enriched biogas and biogas, Applied Energy 88(11), 3969-3977 (2011).
- [6] R. G. Papagiannakis and D. T. Hountalas,:Combustion and exhaust emission characteristics of a dual fuel compression ignition engine operated with pilot diesel fuel and natural gas, Energy Conversion and Management, 45(18–19), 2971-2981(2004).
- [7] S. H. Yoon and C. S. Lee, :Experimental investigation on the combustion and exhaust emission characteristics of biogas-biodiesel dual-fuel combustion in a CI engine, Fuel Process Technology., 92(5),397-492 (2011).
- [8] N. R. Banapurmath, P. G. Tewari, and R. S. Hosmath,: Combustion and emission characteristics of a direct injection, compression-ignition engine when operated on honge oil, HOME and blends of HOME and diesel, International Journal Sustainability Engineering,1(2), 80-93 (2008).
- [9] E. Porpatham, A. Ramesh, and B. Nagalingam,: Effect of compression ratio on the performance and combustion of a biogas fuelled spark

ignition engine, Fuel (95), 247–256, (2012).

- [10] S. Verma, L. M. Das, S. C. Kaushik, and S. S. Bhatti, :The effects of compression ratio and EGR on the performance and emission characteristics of diesel-biogas dual fuel engine, Applied. Thermal. Engineering (150), 1-8, (2019).
- [11] B. J. Bora, U. K. Saha, S. Chatterjee, and V. Veer, : Effect of compression ratio on performance, combustion and emission characteristics of a dual fuel diesel engine run on raw biogas, Energy Conversion and Management (87), 1000-1009,(2014).

ORIGINALITY REPORT

19%

SIMILARITY INDEX

12%

INTERNET SOURCES

11%

PUBLICATIONS

1%

STUDENT PAPERS

PRIMARY SOURCES

1

repository.um-surabaya.ac.id

Internet Source

7%

2

Submitted to University of Birmingham

Student Paper

1%

3

Gong, Changming, Fenghua Liu, Jingzhen Sun, and Kang Wang. "Effect of compression ratio on performance and emissions of a stratified-charge DISI (direct injection spark ignition) methanol engine", Energy, 2016.

Publication

1%

4

storage-api.its.ac.id

Internet Source

1%

5

Young-Jin Baik, Hyung-Ki Shin, Gilbong Lee, Junhyun Cho, Beomjoon Lee, Chul Woo Roh. "Optimization of a CO2-based shipboard waste heat recovery system", OCEANS 2016 MTS/IEEE Monterey, 2016

Publication

1%

6

Abdulrahman Shakir Mahmood, Haqi I. Qatta, Saadi M. D. Al-Nuzal, Talib Kamil Abed,

1%

Abdulwahab Ahmed Hardan. "The effect of compression ratio on the performance and emission characteristics of C.I. Engine fuelled with corn oil biodiesel blended with diesel fuel.", IOP Conference Series: Earth and Environmental Science, 2021

Publication

7	iptek.its.ac.id Internet Source	1 %
---	------------------------------------	-----

8	repository.its.ac.id Internet Source	1 %
---	---	-----

9	Kulandaivel Duraisamy, Rahamathullah Ismailgani, Sathiyagnanam Amudhavalli Paramasivam, Gopal Kaliyaperumal et al. "Emission profiling of a common rail direct injection diesel engine fueled with hydrocarbon fuel extracted from waste high density polyethylene as a partial replacement for diesel with some modifications", Energy & Environment, 2020 Publication	1 %
---	--	-----

10	"Natural Gas Engines", Springer Science and Business Media LLC, 2019 Publication	<1 %
----	---	------

11	es.scribd.com Internet Source	<1 %
----	----------------------------------	------

12	J Kusaka. "Combustion and exhaust gas emission characteristics of a diesel engine dual- fueled with natural gas", JSAE Review, 2000 Publication	<1 %
13	Reetu Raj, Deepak Kumar Singh, J.V. Tirkey. "Co-gasification of Low-grade coal with Madhuca longifolia (Mahua) biomass and dual-fuelled mode engine performance: Effect of biomass blend and engine operating condition", Energy Conversion and Management, 2022 Publication	<1 %
14	W.F. Wardznski, T.J. Rychter. "Variable R/L Research Engine - Design and Preliminary Investigations", SAE International, 1991 Publication	<1 %
15	autodocbox.com Internet Source	<1 %
16	eprints.uthm.edu.my Internet Source	<1 %
17	ethesis.nitrkl.ac.in Internet Source	<1 %
18	tudr.thapar.edu:8080 Internet Source	<1 %

19

M. Suresh, C.P. Jawahar, R.Rohith Renish, A. Malmquist. "Performance evaluation and emission characteristics of variable compression ratio diesel engine using Argemone Mexicana biodiesel", Energy Sources, Part A: Recovery, Utilization, and Environmental Effects, 2019

Publication

<1 %

20

Yang, Bo, Long Wang, Le Ning, and Ke Zeng. "Effects of pilot injection timing on the combustion noise and particle emissions of a diesel/natural gas dual-fuel engine at low load", Applied Thermal Engineering, 2016.

Publication

<1 %

21

Muhammad Badrus Zaman, Yudha Prasetyo, Semin. "An experimental investigation of natural gas injection timing on dual-fuel engine", AIP Publishing, 2019

Publication

<1 %

22

S.S. Hoseini, G. Najafi, B. Ghobadian, Rizalman Mamat, Nor Azwadi Che Sidik, W.H. Azmi. "The effect of combustion management on diesel engine emissions fueled with biodiesel-diesel blends", Renewable and Sustainable Energy Reviews, 2017

Publication

<1 %

Exclude quotes Off

Exclude matches Off

Exclude bibliography On