

LAMPIRAN 2
TABULASI DATA VARIABELKONTROL DIRI (*SELF CONTROL*)

NO	Nama (Inisial)	1	2	3	4	5	6	7	8	9	10	TOTAL
1	R	0	3	3	3	0	2	2	0	2	2	17
2	Aditya H.A.	0	2	2	2	0	3	3	0	2	1	15
3	C	0	1	2	2	0	1	1	0	1	1	9
4	Laras	0	1	2	1	0	2	2	0	2	2	12
5	Ar	0	2	2	2	0	2	2	0	2	2	14
6	Thoriq	0	2	2	2	0	2	2	0	2	2	14
7	AR	0	2	2	2	0	2	2	0	2	2	14
8	Bebek	0	2	2	2	0	2	1	0	2	1	12
9	Jakik	0	1	2	2	0	2	2	0	2	2	13
10	RA	0	2	2	2	0	1	1	0	1	1	10
11	Dita	0	1	2	1	0	2	2	0	2	2	12
12	N	0	2	2	2	0	1	2	0	1	2	12
13	N	0	2	1	1	0	2	2	0	2	2	12
14	mey	0	2	2	2	0	2	1	0	2	1	12
15	mohammad maulana (lann)	0	1	2	2	0	1	1	0	1	1	9
16	RNS	0	1	1	1	0	1	2	0	1	2	9
17	ANA	0	2	2	1	0	2	1	0	2	1	11
18	Putri Faizzah Amaliyah	0	1	2	2	0	2	2	0	2	2	13
19	Indy	0	2	2	2	0	1	2	0	1	2	12
20	Sahrul Putra	0	2	1	1	0	2	1	0	2	1	10
21	Senaigra	0	1	2	2	0	2	2	0	2	2	13
22	n	0	2	2	2	0	2	1	0	2	1	12
23	HJD	0	1	2	2	0	2	1	0	2	1	11
24	Fakhrun	0	1	2	2	0	1	1	0	1	1	9
25	Mou	0	1	1	1	0	2	1	0	2	1	9
26	B	0	1	2	2	0	2	2	0	2	2	13
27	Ari Ramadona	0	2	2	2	0	2	2	0	2	2	14
28	snfw	0	2	2	2	0	2	2	0	2	2	14
29	Hayati	0	2	2	2	0	1	2	0	1	2	12
30	Chika	0	2	2	1	0	1	1	0	1	1	9
31	P	0	1	1	1	0	2	1	0	2	1	9
32	Nirwana	0	1	2	2	0	2	1	0	2	1	11
33	M	0	1	2	2	0	2	1	0	2	1	11
34	F.A.	0	1	1	2	0	1	1	0	1	1	8
35	RA	0	1	2	1	0	2	2	0	2	2	12
36	L	0	2	2	2	0	2	2	0	2	2	14

37	E	0	2	2	2	0	1	2	0	1	2	12
38	Fariz	0	2	2	1	0	2	2	0	2	2	13
39	AH	0	2	2	2	0	2	1	0	2	1	12
40	Iqbal gtg	0	1	2	2	0	1	1	0	1	1	9
41	F	0	1	1	1	0	1	2	0	1	2	9
42	DNA	0	2	2	1	0	2	1	0	2	1	11
43	A	0	1	2	2	0	1	2	0	1	2	11
44	ty	0	2	1	1	0	2	2	0	2	2	12
45	S	0	2	2	2	0	2	1	0	2	1	12
46	Fara	0	1	2	2	0	1	1	0	1	1	9
47	mawar	0	1	1	1	0	2	2	0	2	2	11
48	A	0	2	2	2	0	2	1	0	2	1	12
49	n	0	1	2	2	0	1	2	0	1	2	11
50	V	0	2	2	1	0	2	2	0	2	2	13
51	AKW	0	2	2	2	0	1	1	0	1	1	10
52	Rosa	0	1	2	1	0	1	2	0	1	2	10
53	IF	0	2	1	1	0	1	1	0	1	1	8
54	MB	0	1	2	1	0	2	2	0	2	2	12
55	s	0	2	2	2	0	2	2	0	2	2	14
56	EN	0	2	2	2	0	2	2	0	2	2	14
57	AP	0	2	1	2	0	2	2	0	2	2	13
58	R	0	2	2	2	0	1	1	0	1	1	10
59	Yr	0	1	2	1	0	2	2	0	2	2	12
60	F	0	2	2	2	0	2	2	0	2	2	14
61	MWI	0	2	2	2	0	1	1	0	1	1	10
62	Kholik	0	1	2	1	0	2	1	0	2	1	10
63	P	0	1	2	2	0	2	2	0	2	2	13
64	Putri	0	2	2	2	0	1	2	0	1	2	12
65	S	0	2	1	1	0	2	2	0	2	2	12
66	Reza ruviani	0	2	2	2	0	2	2	0	2	2	14
67	DP	0	2	2	2	0	2	2	0	2	2	14
68	Fauzan	0	2	1	2	0	2	2	0	2	2	13
69	AY	0	2	2	2	0	2	2	0	2	2	14
70	Ayu	0	2	2	2	0	1	1	0	1	1	10
71	Yu	0	1	2	1	0	1	2	0	1	2	10
72	Aroma	0	2	1	1	0	2	2	0	2	2	12
73	str	0	2	2	2	0	2	2	0	2	2	14
74	NDS	0	2	2	2	0	1	2	0	1	2	12
75	lcha	0	2	1	1	0	1	2	0	1	2	10
76	mawar	0	2	2	1	0	2	2	0	2	2	13
77	AM	0	2	2	2	0	2	2	0	2	2	14

78	C	0	2	2	2	0	2	1	0	2	1	12
79	M	0	1	2	2	0	1	2	0	1	2	11
80	Nina	0	2	1	1	0	1	1	0	1	1	8
81	mm	0	1	2	1	0	1	1	0	1	1	8
82	Fadhil	0	1	1	1	0	2	2	0	2	2	11
83	S N	0	2	2	2	0	2	1	0	2	1	12
84	Gabriel	0	1	2	2	0	2	2	0	2	2	13
85	BS	0	2	1	2	0	2	1	0	2	1	11
86	RS	0	1	2	2	0	2	2	0	2	2	13
87	Berlina	0	2	2	2	0	1	2	0	1	2	12
88	Fatah Abdullah Aqsho	0	2	2	1	0	2	2	0	2	2	13
89	T	0	2	2	2	0	2	1	0	2	1	12
90	FM	0	1	2	2	0	1	1	0	1	1	9
91	aheng	0	1	2	1	0	2	2	0	2	2	12
92	Ratna	0	2	2	2	0	1	1	0	1	1	10
93	Im	0	1	2	1	0	2	1	0	2	1	10
94	mawar	0	1	2	2	0	2	2	0	2	2	13
95	LI	0	2	2	2	0	2	2	0	2	2	14
96	Farhan iqbal	0	2	2	2	0	2	2	0	2	2	14
97	Aldi	0	2	2	2	0	1	2	0	1	2	12
98	Aldy	0	2	2	1	0	2	2	0	2	2	13
99	Hendra	0	2	2	2	0	2	2	0	2	2	14
100	nv	0	2	1	2	0	2	2	0	2	2	13
101	Aini	0	2	1	2	0	2	1	0	2	1	11
102	B-A	0	1	2	2	0	1	1	0	1	1	9
103	Aisyah	0	1	2	1	0	1	2	0	1	2	10
104	Rijal	0	2	1	1	0	2	2	0	2	2	12
105	Sakti	0	2	1	2	0	2	2	0	2	2	13
106	lsw	0	2	2	2	0	2	2	0	2	2	14
107	RN	0	2	2	2	0	2	2	0	2	2	14
108	DR	0	2	2	2	0	2	2	0	2	2	14
109	Is	0	2	2	2	0	2	2	0	2	2	14
110	Pandu	0	2	2	2	0	2	2	0	2	2	14
111	A	0	2	2	2	0	2	2	0	2	2	14
112	Adriana	0	2	2	2	0	1	1	0	1	1	10
113	WNPS	0	1	2	1	0	1	1	0	1	1	8
114	Zerdan	0	1	2	1	0	2	2	0	2	2	12
115	Laras	0	2	2	2	0	2	2	0	2	2	14
116	N	0	2	2	2	0	2	2	0	2	2	14
117	A	0	2	2	2	0	2	2	0	2	2	14
118	Andi	0	2	2	2	0	1	1	0	1	1	10

119	AT	0	1	2	1	0	2	2	0	2	2	12
120	MJ	0	2	2	2	0	2	2	0	2	2	14
121	Rival	0	2	1	2	0	2	2	0	2	2	13
122	SIS	0	2	2	2	0	2	2	0	2	2	14
123	AAA	0	2	2	2	0	1	2	0	1	2	12
124	SR	0	2	2	1	0	2	1	0	2	1	11
125	AS	0	1	2	2	0	1	1	0	1	1	9
126	Fauzia	0	1	1	1	0	2	2	0	2	2	11
127	Ais	0	2	2	2	0	2	2	0	2	2	14
128	HRH	0	2	2	2	0	1	2	0	1	2	12
129	Syifa	0	2	1	1	0	2	2	0	2	2	12
130	DM	0	2	2	2	0	2	1	0	2	1	12
131	EL	0	1	2	2	0	2	2	0	2	2	13
132	SM	0	2	2	2	0	1	2	0	1	2	12
133	Tika	0	2	2	1	0	2	2	0	2	2	13
134	G	0	2	1	2	0	1	1	0	1	1	9
135	Efendi	0	1	1	1	0	2	2	0	2	2	11
136	TW	0	2	2	2	0	2	2	0	2	2	14
137	Aji	0	2	2	2	0	2	2	0	2	2	14
138	Erick	0	2	2	2	0	2	2	0	2	2	14
139	Santi	0	2	2	2	0	1	1	0	1	1	10
140	Lola	0	1	1	1	0	2	2	0	2	2	11
141	k	0	2	2	2	0	1	1	0	1	1	10
142	Vivin Dwi Oktaviani	0	1	1	1	0	2	2	0	2	2	11
143	a	0	2	2	2	0	2	2	0	2	2	14
144	gm	0	2	2	2	0	2	2	0	2	2	14
145	n	0	2	2	2	0	1	2	0	1	2	12
146	riza	0	2	1	1	0	1	1	0	1	1	8
147	Gaby	0	1	2	1	0	1	1	0	1	1	8
148	C	0	1	1	1	0	2	2	0	2	2	11
149	Ragil	0	2	1	2	0	2	2	0	2	2	13
150	B	0	2	2	2	0	2	2	0	2	2	14
151	N	0	2	2	2	0	1	1	0	1	1	10
152	B	0	1	1	1	0	2	2	0	2	2	11
153	G	0	2	2	2	0	1	1	0	1	1	10
154	Y	0	1	1	1	0	1	1	0	1	1	7
155	v	0	1	1	1	0	2	2	0	2	2	11
156	b	0	2	1	2	0	2	2	0	2	2	13
157	RM	0	2	2	2	0	2	2	0	2	2	14
158	Amel	0	2	2	2	0	2	2	0	2	2	14
159	k	0	2	1	2	0	1	1	0	1	1	9

160	D	0	1	1	1	0	2	2	0	2	2	11
161	Hafid	0	2	2	2	0	2	2	0	2	2	14
162	B	0	2	2	2	0	1	1	0	1	1	10
163	Laudia	0	1	2	1	0	2	2	0	2	2	12
164	A	0	2	2	2	0	2	1	0	2	1	12
165	E	0	1	2	2	0	2	1	0	2	1	11
166	b	0	1	2	2	0	1	1	0	1	1	9
167	H	0	1	1	1	0	2	1	0	2	1	9
168	Jalal	0	1	2	2	0	1	2	0	1	2	11
169	m	0	2	2	1	0	2	2	0	2	2	13
170	ADP	0	2	1	2	0	2	2	0	2	2	13
171	D	0	2	2	2	0	1	1	0	1	1	10
172	Han	0	1	2	1	0	2	2	0	2	2	12
173	Alfath	0	2	2	2	0	1	2	0	1	2	12
174	k	0	2	2	1	0	1	1	0	1	1	9
175	p	0	1	1	1	0	2	2	0	2	2	11
176	s	0	2	2	2	0	1	2	0	1	2	12
177	aldy	0	2	1	1	0	2	2	0	2	2	12
178	Odie	0	2	2	2	0	1	2	0	1	2	12
179	j	0	2	1	1	0	1	2	0	1	2	10
180	s	0	2	2	1	0	1	1	0	1	1	9
181	a	0	1	2	1	0	1	2	0	1	2	10
182	Nara	0	2	1	1	0	2	2	0	2	2	12
183	DP	0	2	2	2	0	2	2	0	2	2	14
184	Ratna	0	2	2	2	0	2	2	0	2	2	14
185	Dany	0	2	2	2	0	2	2	0	2	2	14
186	Wawan	0	2	2	2	0	1	2	0	1	2	12
187	RM	0	3	3	3	0	2	2	0	2	2	17
188	Zedd	0	3	3	3	0	2	1	0	2	1	15
189	b	0	4	4	4	0	1	2	0	1	2	18
190	b	0	3	3	3	0	1	1	0	1	1	13
191	c	0	3	3	3	0	2	2	0	2	2	17
192	s	0	3	3	3	0	2	2	0	2	2	17
193	b	0	3	3	3	0	2	2	0	2	2	17
194	i	0	3	3	3	0	2	2	0	2	2	17
195	RA	0	3	4	4	0	2	2	0	2	2	19
196	Rahmat	0	3	3	3	0	2	2	0	2	2	17
197	MK	0	3	3	3	0	2	2	0	2	2	17
198	f	0	3	3	3	0	2	2	0	2	2	17
199	a	0	3	3	3	0	2	2	0	2	2	17
200	mawar	0	4	3	4	0	2	2	0	2	2	19

201	c	0	3	4	4	0	2	1	0	2	1	17
202	i	0	3	3	3	0	2	2	0	2	2	17
203	r	0	3	3	3	0	1	2	0	1	2	15
204	t	0	3	3	3	0	2	2	0	2	2	17

LAMPIRAN 3

HASIL UJI DAYA DISKRIMINASI ITEM & RELIABILITAS VARIABEL *CYBERBULLYING*

Case Processing Summary

		N	%
Cases	Valid	204	100.0
	Excluded ^a	0	.0
	Total	204	100.0

a. Listwise deletion based on all variables in the procedure.

Reliability Statistics

Cronbach's Alpha	N of Items
.818	12

Item Statistics

	Mean	Std. Deviation	N
cyberbully1	2.3382	1.01628	204
cyberbully2	2.5735	.95695	204
cyberbully3	2.1618	1.03548	204
cyberbully4	2.5196	.94926	204
cyberbully5	2.5735	.97227	204
cyberbully6	1.9461	.99359	204
cyberbully7	2.0049	1.03865	204
cyberbully8	2.3922	1.07965	204
cyberbully9	2.4461	1.01323	204
cyberbully10	2.0931	1.04865	204
cyberbully11	1.9902	1.01705	204
cyberbully12	1.9069	1.00548	204
cyberbully13	3.4755	.50063	204
cyberbully14	3.4118	.49336	204
cyberbully15	3.4902	.50113	204
cyberbully16	3.3431	.47592	204
cyberbully17	3.4069	.49246	204
cyberbully18	3.4314	.49649	204

Item-Total Statistics

	Scale Mean if Item Deleted	Scale Variance if Item Deleted	Corrected Item- Total Correlation	Cronbach's Alpha if Item Deleted
cyberbully1	65.3529	58.062	.685	.793
cyberbully2	65.1176	59.681	.616	.798
cyberbully3	65.5294	57.314	.722	.791
cyberbully4	65.1716	59.236	.655	.796
cyberbully5	65.1176	59.316	.630	.797
cyberbully6	65.7451	57.698	.730	.791
cyberbully7	65.6863	57.113	.733	.790
cyberbully8	65.2990	58.181	.629	.796
cyberbully9	65.2451	59.930	.557	.801
cyberbully10	65.5980	57.296	.712	.791
cyberbully11	65.7010	57.324	.737	.790
cyberbully12	65.7843	57.431	.739	.790
cyberbully13	64.2157	72.298	-.334	.831
cyberbully14	64.2794	70.853	-.168	.827
cyberbully15	64.2010	72.339	-.339	.832
cyberbully16	64.3480	70.090	-.077	.824
cyberbully17	64.2843	71.091	-.196	.828
cyberbully18	64.2598	71.149	-.202	.828
cyberbully19	64.1520	71.223	-.210	.828
cyberbully20	64.4412	68.396	.156	.818
cyberbully21	64.3775	70.049	-.072	.824
cyberbully22	64.3922	70.791	-.168	.826
cyberbully23	64.4167	70.471	-.129	.825
cyberbully24	64.1814	71.164	-.203	.828

Case Processing Summary

		N	%
Cases	Valid	204	100.0
	Excluded ^a	0	.0
	Total	204	100.0

a. Listwise deletion based on all variables in the procedure.

LAMPIRAN 4
HASIL VALIDITAS VARIABEL *CYBERBULLYING*

Reliability Statistics

Cronbach's Alpha	N of Items
.950	12

Scale Statistics

Mean	Variance	Std. Deviation	N of Items
67.6912	69.702	8.34878	24

Item Statistics

	Mean	Std. Deviation	N
cyberbully1	2.3382	1.01628	204
cyberbully2	2.5735	.95695	204
cyberbully3	2.1618	1.03548	204
cyberbully4	2.5196	.94926	204
cyberbully5	2.5735	.97227	204
cyberbully6	1.9461	.99359	204
cyberbully7	2.0049	1.03865	204
cyberbully8	2.3922	1.07965	204
cyberbully9	2.4461	1.01323	204
cyberbully10	2.0931	1.04865	204
cyberbully11	1.9902	1.01705	204
cyberbully12	1.9069	1.00548	204

Item-Total Statistics

	Scale Mean if Item Deleted	Scale Variance if Item Deleted	Corrected Item- Total Correlation	Cronbach's Alpha if Item Deleted
cyberbully1	24.6078	79.796	.774	.945
cyberbully2	24.3725	81.732	.707	.947
cyberbully3	24.7843	79.224	.792	.945
cyberbully4	24.4265	81.349	.738	.946
cyberbully5	24.3725	81.900	.684	.948
cyberbully6	25.0000	79.291	.826	.943
cyberbully7	24.9412	78.558	.828	.943

cyberbully8	24.5539	80.455	.685	.948
cyberbully9	24.5000	82.163	.637	.949
cyberbully10	24.8529	78.757	.808	.944
cyberbully11	24.9559	78.811	.833	.943
cyberbully12	25.0392	79.122	.825	.943

Scale Statistics

Mean	Variance	Std. Deviation	N of Items
26.9461	94.889	9.74108	12

LAMPIRAN 5

HASIL UJI DAYA DISKRIMINASI ITEM & RELIABILITAS VARIABEL KONTROL DIRI (*SELF CONTROL*)

Case Processing Summary

		N	%
Cases	Valid	204	100.0
	Excluded ^a	0	.0
	Total	204	100.0

a. Listwise deletion based on all variables in the procedure.

Item Statistics

	Mean	Std. Deviation	N
kontroldiri1	1.9657	.81476	204
kontroldiri2	1.7941	.62522	204
kontroldiri3	1.8922	.58566	204
kontroldiri4	1.8039	.65147	204
kontroldiri5	3.3431	.47592	204
kontroldiri6	1.6765	.47936	204
kontroldiri7	1.6863	.47562	204
kontroldiri8	1.7696	.42212	204
kontroldiri9	1.6716	.47080	204
kontroldiri10	1.6765	.46897	204

Reliability Statistics

Cronbach's Alpha	N of Items
.637	10

Item-Total Statistics

	Scale Mean if Item Deleted	Scale Variance if Item Deleted	Corrected Item- Total Correlation	Cronbach's Alpha if Item Deleted
kontroldiri1	17.3137	5.704	.246	.640
kontroldiri2	17.4853	5.394	.531	.555
kontroldiri3	17.3873	5.766	.433	.582
kontroldiri4	17.4755	5.482	.465	.571
kontroldiri5	15.9363	7.794	-.262	.707
kontroldiri6	17.6029	6.221	.366	.602
kontroldiri7	17.5931	6.164	.396	.596
kontroldiri8	17.5098	6.754	.179	.634
kontroldiri9	17.6078	6.240	.367	.602
kontroldiri10	17.6029	6.211	.383	.599

Scale Statistics

Mean	Variance	Std. Deviation	N of Items
19.2794	7.325	2.70656	10

LAMPIRAN 6

HASIL VALIDITAS VARIABEL KONTROL DIRI (*SELF CONTROL*)

Case Processing Summary

		N	%
Cases	Valid	204	100.0
	Excluded ^a	0	.0
	Total	204	100.0

a. Listwise deletion based on all variables in the procedure.

Reliability Statistics

Cronbach's Alpha	N of Items
.720	7

Item Statistics

	Mean	Std. Deviation	N
kontroldiri2	1.7941	.62522	204
kontroldiri3	1.8922	.58566	204
kontroldiri4	1.8039	.65147	204
kontroldiri6	1.6765	.47936	204
kontroldiri7	1.6863	.47562	204
kontroldiri9	1.6716	.47080	204
kontroldiri10	1.6765	.46897	204

Item-Total Statistics

	Scale Mean if Item Deleted	Scale Variance if Item Deleted	Corrected Item-Total Correlation	Cronbach's Alpha if Item Deleted
kontroldiri2	10.4069	3.809	.481	.675
kontroldiri3	10.3088	4.067	.408	.695
kontroldiri4	10.3971	3.797	.454	.684
kontroldiri6	10.5245	4.310	.419	.692
kontroldiri7	10.5147	4.281	.440	.687
kontroldiri9	10.5294	4.329	.420	.692
kontroldiri10	10.5245	4.329	.422	.691

Scale Statistics

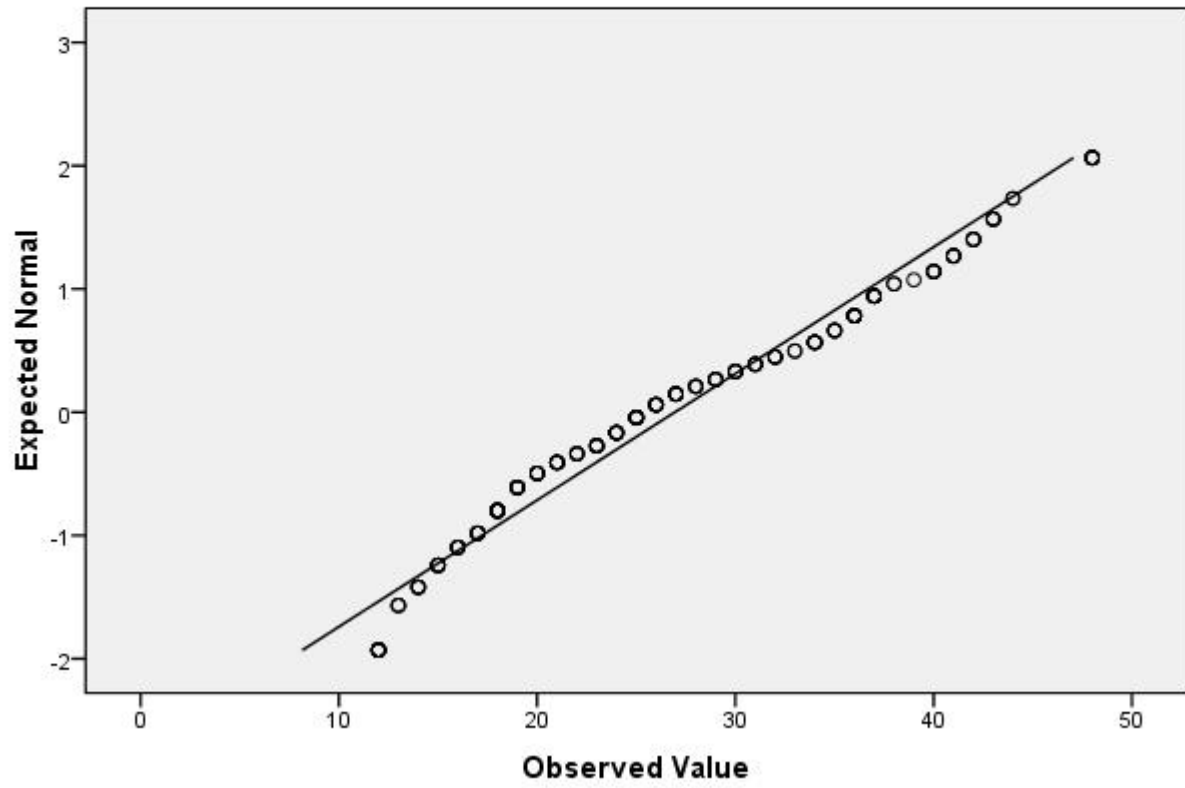
Mean	Variance	Std. Deviation	N of Items
12.2010	5.373	2.31802	7

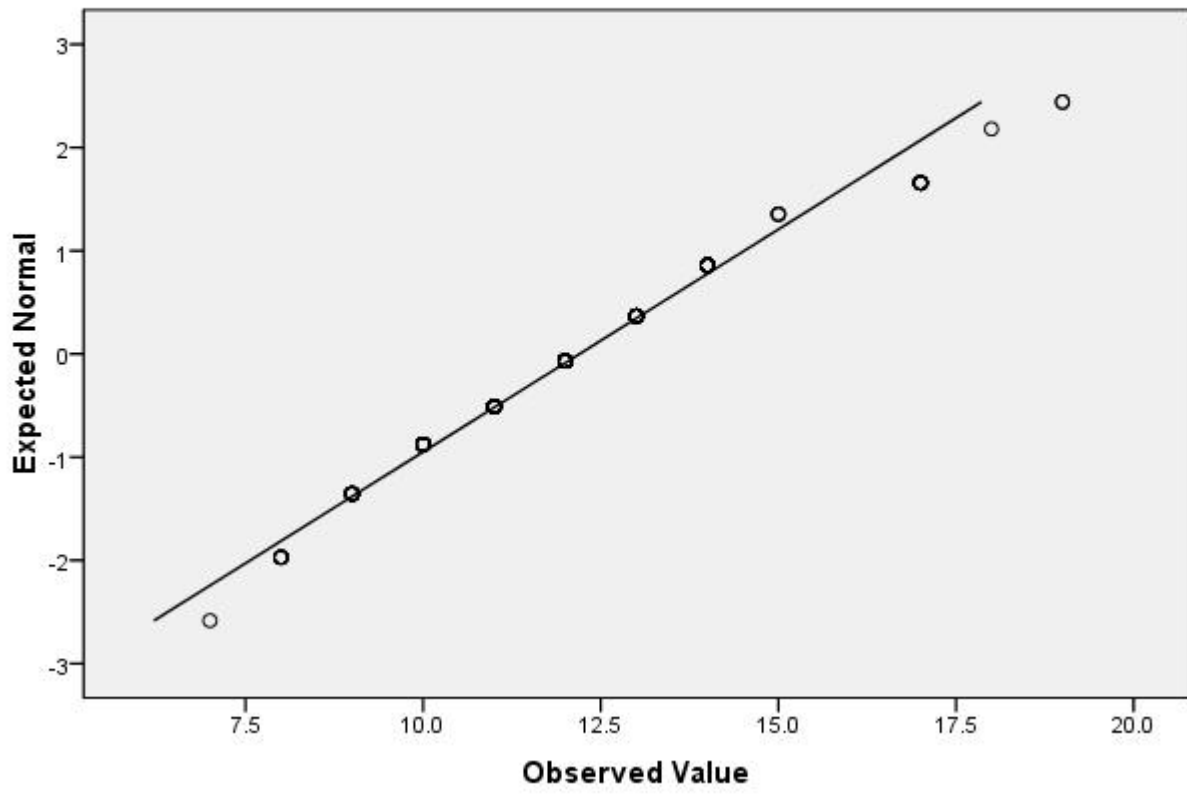
Case Processing Summary

	Cases					
	Valid		Missing		Total	
	N	Percent	N	Percent	N	Percent
CYBERBULLY	204	100.0%	0	.0%	204	100.0%
KONTROL DIRI	204	100.0%	0	.0%	204	100.0%

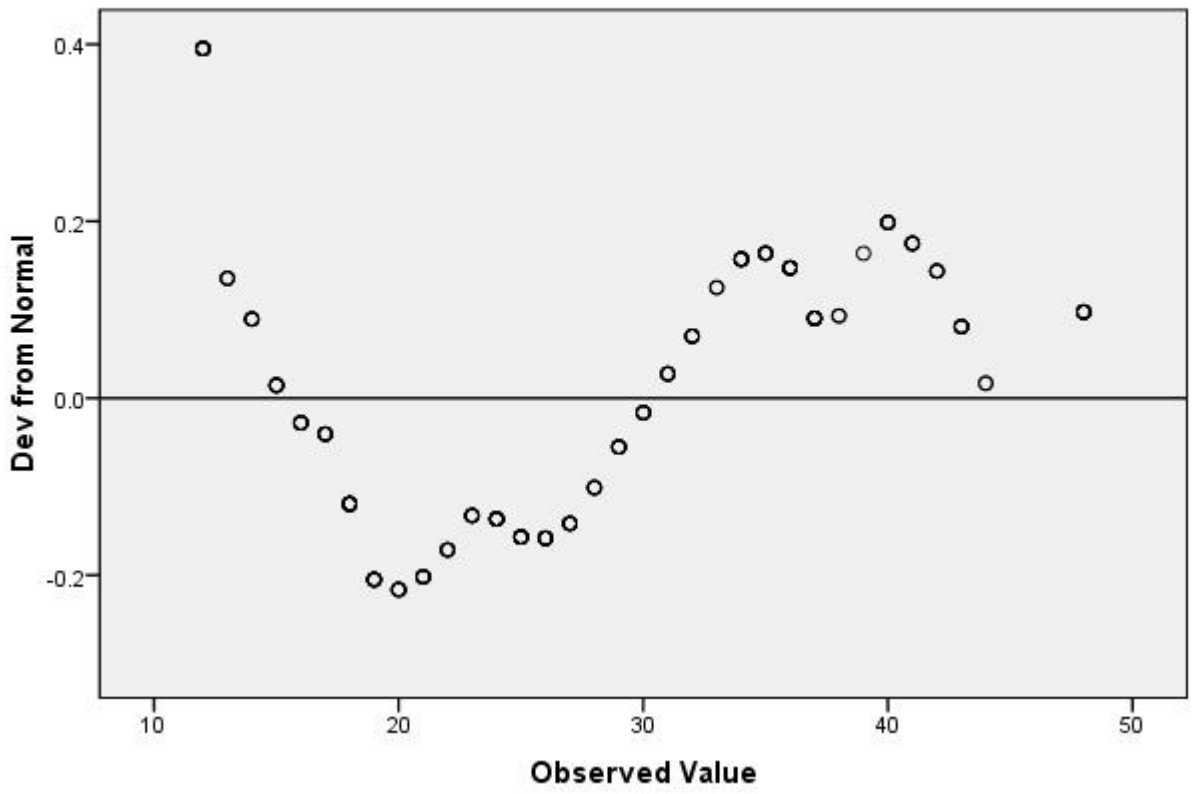
Normal Q-Q Plots

Normal Q-Q Plot of CYBERBULLY

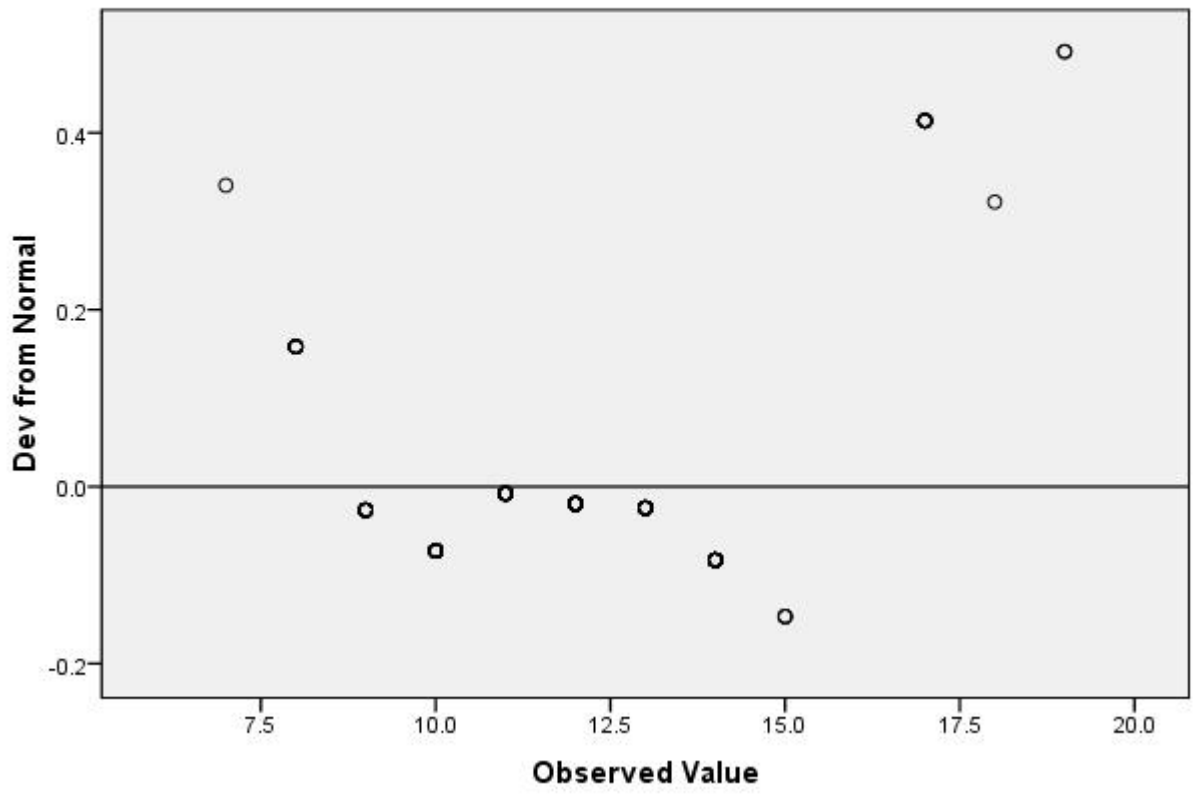


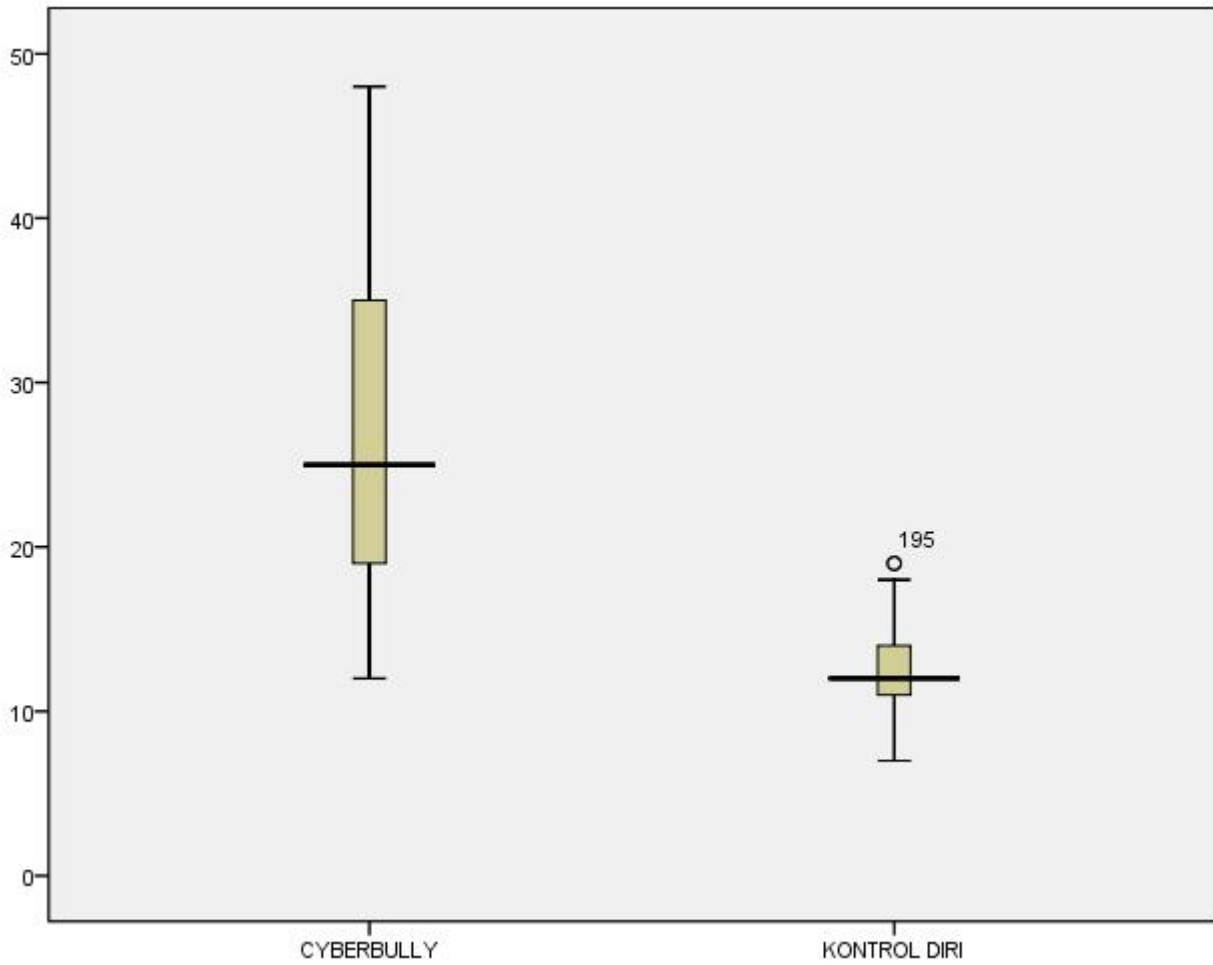
Normal Q-Q Plot of KONTROL DIRI**Detrended Normal Q-Q Plots**

Detrended Normal Q-Q Plot of CYBERBULLY



Detrended Normal Q-Q Plot of KONTROL DIRI





LAMPIRAN 8
UJI LINEARITAS

Case Processing Summary

	Cases					
	Included		Excluded		Total	
	N	Percent	N	Percent	N	Percent
CYBERBULLY * KONTROL DIRI	204	100.0%	0	.0%	204	100.0%

Report

CYBERBULLY

KONTR OL DIRI	Mean	N	Std. Deviation
7	24.0000	1	.
8	21.0000	7	11.48913
9	24.3684	19	12.50427
10	24.1304	23	10.45033
11	24.2500	24	9.16159
12	25.6000	45	7.52390
13	27.4000	25	10.26320
14	28.7317	41	7.34174
15	33.0000	3	10.14889
17	39.3846	13	4.92508
18	48.0000	1	.
19	26.0000	2	11.31371
Total	26.9461	204	9.74108

ANOVA Table

		Sum of Squares	df	Mean Square	F	Sig.
CYBERBULLY *	Between Groups (Combined)	3522.951	11	320.268	3.907	.000
KONTROL DIRI	Linearity	2514.792	1	2514.792	30.677	.000
	Deviation from Linearity	1008.159	10	100.816	1.230	.274
	Within Groups	15739.455	192	81.976		
	Total	19262.407	203			

Measures of Association

	R	R Squared	Eta	Eta Squared
CYBERBULLY * KONTROL DIRI	.361	.131	.428	.183

LAMPIRAN 9
UJI KORELASI *PRODUCTMOMENT*

Nonparametric Correlations

Correlations

			CYBERBULLY	KONTROL DIRI
Spearman's rho	CYBERBULLY	Correlation Coefficient	1.000	.360**
		Sig. (2-tailed)	.	.000
		N	204	204
	KONTROL DIRI	Correlation Coefficient	.360**	1.000
		Sig. (2-tailed)	.000	.
		N	204	204

** . Correlation is significant at the 0.01 level (2-tailed).

Hasil Plagiasi Hubungan antara Kontrol Diri dengan Perlaku

Cyberbullying

ORIGINALITY REPORT

20%	%	14%	19%
SIMILARITY INDEX	INTERNET SOURCES	PUBLICATIONS	STUDENT PAPERS

PRIMARY SOURCES

1	Submitted to Universitas 17 Agustus 1945 Surabaya Student Paper	2%
2	Submitted to Universitas Pendidikan Indonesia Student Paper	2%
3	Submitted to Unika Soegijapranata Student Paper	2%
4	Submitted to iGroup Student Paper	2%
5	Submitted to Universitas Diponegoro Student Paper	1%
6	Joko Wibowo. "KENAKALAN REMAJA DAN RELIGIUSITAS: MENGUATKAN METAL REMAJA DENGAN KARAKTER ISLAMI", PERADA, 2018 Publication	1%
7	Submitted to Universitas Muria Kudus Student Paper	1%

Submitted to Universitas Negeri Surabaya The

8

State University of Surabaya

Student Paper

1
%

9

Indra Dwi Setiawan, Octa Reni Setiawati, Sri Maria Puji Lestari. "KONTROL DIRI DAN PERILAKU MEROKOK PADA SISWA SMA", Jurnal Psikologi Malahayati, 2020

Publication

1
%

Lukman Hakim. "Penyuluhan Hukum Tentang Pemahaman Siswa SMA Terhadap Cyberbullying Dalam Perspektif Hukum Pidana Di SMAN 46 Jakarta Selatan", Jurnal Pengabdian kepada Masyarakat UBJ, 2020

Publication

1
%

Submitted to Fakultas Ekonomi Universitas Indonesia

Student Paper

1
%

Submitted to Universitas Muhammadiyah Surakarta

Student Paper

1
%

13

Submitted to Universitas Jember

Student Paper

1
%

14

Submitted to Universitas Gunadarma

Student Paper

<1
%

15

Submitted to Binus University International

Student Paper

<1
%

16 Submitted to Lambung Mangkurat University <1 %
Student Paper

17 Sitti Rahmaniar Abubakar. "MENCEGAH LEBIH EFEKTIF DARI PADA MENANGANI (KASUS BULLYING PADA ANAK USIA DINI)", Jurnal Smart Paud, 2018 <1 %
Publication

18 Submitted to Universitas Merdeka Malang <1 %
Student Paper

19 Submitted to Universitas Brawijaya <1 %
Student Paper

Submitted to Politeknik Kesehatan Kemenkes Semarang <1 %
Student Paper

Eny Suwarni, Radhiya Bustan. "Hubungan Sikap Terhadap Seksual Pranikah dengan Tingkat Penilaian Moral Mahasiswa Universitas Al Azhar Indonesia", JURNAL AL-AZHAR INDONESIA SERI HUMANIORA, 2018 <1 %
Publication

Dinar Riftiasari, Sugiarti Sugiarti. "ANALISIS FAKTOR MEMPENGARUHI LABA BERSIH PERUSAHAAN ASURANSI PT JASA RAHARJA (PERSERO)", JURNAL AKUNTANSI, 2020 <1 %
Publication

23

Submitted to Universitas Negeri Jakarta

Student Paper

<1%

Submitted to Universitas Muhammadiyah
Sidoarjo

Student Paper

<1%

Agus Renal, Izlan Sentryo, Rimba Hamid.
"PENGARUH PERSEPSI GURU MENGENAI
KEPEMIMPINAN KEPALA SEKOLAH
TERHADAP KINERJA PEDAGOGIK GURU DI
SD NEGERI 2 KENDARI", Jurnal Ilmiah
Pembelajaran Sekolah Dasar, 2020

Publication

<1%

26

Submitted to Sultan Agung Islamic University

Student Paper

<1%

27

Submitted to Academic Library Consortium

Student Paper

<1%

Dela Agustiah, Taty Fauzi, Erfan Ramadhani.
"Dampak Penggunaan Media Sosial Terhadap
Perilaku Belajar Siswa", ISLAMIC COUNSELING
Jurnal Bimbingan Konseling Islam, 2020

Publication

<1%

Bety Mayasari, Titiek Idayanti, Dian Fitra
Arismawati, Riska Aprilia Wardani.
"HUBUNGAN PERSALINAN PREMATUR
DENGAN KEJADIAN ASFIKSIA

<1%

NEONATORUM DI RUANG BERSALIN RSU
DR. WAHIDIN SUDIRO HUSODO KOTA
MOJOKERTO", Nurse and Health: Jurnal
Keperawatan, 2018

Publication

30

Submitted to UIN Walisongo

Student Paper

<1%

Dedyerianto Dedyerianto. "Pengaruh Internet dan
Media Sosial terhadap Kemandirian Belajardan
Hasil Belajar Siswa", Al-TA'DIB, 2020

Publication

<1%

Anastasya Gesya Situmorang, Regina Sipayung,
Ester Julinda Simarmata, Patri Janson Silaban.
"Hubungan Antara Konsep Diridengan Hasil Belajar
Siswa pada Siswa Sekolah Dasar", Jurnal Basicedu,
2020

Publication

<1%

33

Submitted to Udayana University

Student Paper

<1%

34

Siti Nurfitria, lin Inayatul Machsunah.
"Keterkaitan Alexithymia dengan Perilaku
Agresif pada Remaja Laki-Laki", Proceedings of
the ICECRS, 2019

Publication

<1%

35

Submitted to Universitas Islam Indonesia

Student Paper

<1%

36

Submitted to Universitas Negeri Semarang

Student Paper

<1%