

LAMPIRAN

LAMPIRAN 1

Data Current Ratio, Debt To Equity Ratio, perusahaan pertambangan batu bara 2017-2021

No	Kode Perusahaan		Current Aset	Current Liabilities	Total Liabilities	Total Equity	
1		2017	1,979,162	773,302	2,722,520	4,091,627	
		2018	1,600,294	816,443	2,758,063	4,302,692	
		ADRO	2019	2,109,924	1,232,601	3,233,710	3,983,395
		2020	1,731,619	1,144,923	2,429,852	3,951,714	
		2021	2,838,132	1,361,558	3,128,621	4,458,315	
2		2017	41,006	177,902	287,290	39,765	
		2018	53,517	228,514	340,079	9,986	
		ARII	2019	62,695	260,384	317,894	46,058
		2020	59,545	286,093	332,588	28,214	
		2021	75,181	169,323	330,387	39,083	
3		2017	5,526,035	64,798,536	65,059,280	30,681,977	
		2018	7,318,059	8,851,742	62,978,345	22,715,237	
		BBRM	2019	7,538,173	8,110,938	59,264,274	18,234,603
		2020	7,979,414	22,510,950	30,022,368	7,190,990	
		2021	9,029,006	18,593,344	25,540,860	8,105,642	
4		2017	309,947,294	302,639,425	373,209,321	515,603,819	
		2018	491,460,666	397,223,062	472,793,557	678,070,334	
		BYAN	2019	519,575,216	580,937,083	658,959,960	619,080,163
		2020	769,275,004	236,695,460	758,171,248	861,553,774	
		2021	1,418,432,789	452,981,800	570,805,817	1,862,906,374	
5		2017	1,922,621,340	2,404,999,645	3,285,230,351	419,861,127	
		2018	1,873,722,676	3,020,835,004	3,521,570,964	817,962,222	
		CNKO	2019	1,081,391,279	1,793,979,734	2,315,039,798	513,403,940
		2020	421,671,344	1,777,594,073	2,260,164,528	616,200,728	
		2021	557,796,856	1,717,108,630	2,431,647,038	224,804,402	
6		2017	686,313,305	412,999,990	1,283,464,188	1,453,784,417	
		2018	793,587,813	651,017,400	1,873,497,037	1,513,293,846	
		DSSA	2019	865,283,201	667,387,770	2,080,864,382	1,638,108,682
		2020	1,124,916,288	724,504,586	1,311,320,300	1,588,910,322	
		2021	1,032,304,153	542,331,597	1,204,826,537	1,859,568,406	
7		2017	314,799,790	55,354,920	63,582,349	395,860,722	
		2018	310,761,349	68,153,325	79,502,404	388,486,791	
		HRUM	2019	288,389,905	31,270,572	47,418,441	399,583,513
		2020	249,455,822	24,761,588	43,905,598	454,796,618	
		2021	247,611,807	80,577,513	223,950,846	650,670,753	
8		2017	796,996	327,508	400,524	958,139	
		2018	766,450	389,897	472,945	969,783	
		ITMG	2019	469,389	233,288	324,576	884,465
		2020	419,933	207,300	312,339	846,290	
		2021	988,024	364,743	464,680	1,201,559	

9		2017	40,211,048	11,357,496	16,433,699	88,619,899
		2018	29,163,504	19,728,859	30,558,484	86,706,737
	KKGI	2019	39,197,070	18,033,350	32,971,463	93,383,074
		2020	33,085,205	10,844,104	24,437,727	84,250,556
		2021	50,212,050	20,758,804	33,261,651	98,920,656
10		2017	11,117,745	4,396,619	8,187,497	13,799,985
		2018	11,739,344	4,935,696	7,903,237	16,269,696
	PTBA	2019	11,679,884	4,691,251	7,675,226	18,422,826
		2020	8,364,356	3,872,457	7,117,559	16,939,196
		2021	18,211,500	7,500,647	11,869,979	24,253,724
11		2017	25,788,635,03 2	120,678,159,5 90	306,303,664,6 87	419,360,249,6 95
		2018	57,750,932,68 1	175,830,166,0 03	342,430,970,3 25	489,534,966,9 43
	SMMT	2019	85,378,192,68 0	139,763,286,3 51	287,067,420,4 62	584,445,919,3 01
		2020	93,577,946,34 5	160,127,033,0 37	317,228,386,3 39	564,557,831,8 01
		2021	237,930,057,1 04	111,872,346,5 85	233,792,851,0 55	817,847,583,7 15

LAMPIRAN 2

Data Current Ratio, Debt To Equity Ratio, Perputaran Total Aset, Return On Asset pada perusahaan pertambangan batu bara 2017-2021

No	PERUSAHAAN	TAHUN	CR	DER	TATO	ROA
1	ADRO	2017	2.56	0.66	0.49	0.09
	ADRO	2018	1.96	0.64	0.53	0.07
	ADRO	2019	1.71	0.81	0.47	0.09
	ADRO	2020	1.51	0.61	0.39	0.03
	ADRO	2021	2.08	0.71	0.52	0.19
2	ARII	2017	0.22	7.22	0.09	0.05
	ARII	2018	0.23	4.05	0.11	0.08
	ARII	2019	0.24	6.9	0.17	0.02
	ARII	2020	0.21	1.79	0.12	0.05
	ARII	2021	0.44	8.45	0.31	0.02
3	BBRM	2017	0.09	2.12	0.25	0.05
	BBRM	2018	0.83	2.77	0.24	0.08
	BBRM	2019	0.93	3.25	0.22	0.02
	BBRM	2020	0.35	4.17	0.31	0.05
	BBRM	2021	0.49	3.15	0.22	0.02
4	BYAN	2017	1.02	0.72	1.2	0.38
	BYAN	2018	1.23	0.69	1.46	0.45

	BYAN	2019	0.89	1.06	1.1	0.18
	BYAN	2020	3.25	0.88	0.86	0.21
	BYAN	2021	3.13	0.13	1.17	0.52
5	CNKO	2017	1.47	0.35	0.49	0.01
	CNKO	2018	0.62	4.3	0.94	0.31
	CNKO	2019	0.45	3.4	0.75	0.07
	CNKO	2020	0.23	1.96	0.8	0.23
	CNKO	2021	0.32	1.98	0.81	0.06
6	DSSA	2017	1.66	0.88	0.48	0.05
	DSSA	2018	1.21	1.23	0.52	0.04
	DSSA	2019	1.29	1.27	0.44	0.02
	DSSA	2020	1.55	0.82	0.52	0.02
	DSSA	2021	1.7	0.72	0.72	0.08
7	HRUM	2017	5.45	0.16	0.71	0.12
	HRUM	2018	4.55	0.2	0.72	0.09
	HRUM	2019	9.22	0.11	0.59	0.05
	HRUM	2020	10.07	0.09	0.32	0.12
	HRUM	2021	3.07	0.34	0.4	0.11
8	ITMG	2017	2.43	0.42	1.24	0.19
	ITMG	2018	1.97	0.49	1.4	0.18
	ITMG	2019	2.03	0.37	1.42	0.11
	ITMG	2020	2.03	0.37	1.02	0.03

	ITMG	2021	2.71	0.39	1.25	0.29
9	KKGI	2017	3.54	0.18	0.8	0.13
	KKGI	2018	0.79	7.82	0.42	0.42
	KKGI	2019	2.17	0.35	0.91	0.04
	KKGI	2020	3.05	0.29	0.66	0.07
	KKGI	2021	2.41	0.33	1	0.17
10	PTBA	2017	2.46	0.59	0.89	0.02
	PTBA	2018	2.31	0.48	0.87	0.21
	PTBA	2019	2.48	0.41	0.83	0.15
	PTBA	2020	2.16	0.42	0.72	0.01
	PTBA	2021	2.42	0.48	0.81	0.22
11	SMMT	2017	0.21	0.73	0.08	0.06
	SMMT	2018	0.33	0.61	0.21	0.09
	SMMT	2019	0.61	0.49	0.29	0.01
	SMMT	2020	0.58	0.56	0.24	0.03
	SMMT	2021	2.13	0.29	0.48	0.24

LAMPIRAN 3

Hasil Uji Normalitas

One-Sample Kolmogorov-Smirnov Test

		Unstandardize d Residual
N		55
Normal Parameters ^{a,b}	Mean	.0000000
	Std. Deviation	.09413284
Most Extreme Differences	Absolute	.105
	Positive	.105
	Negative	-.055
Test Statistic		.105
Asymp. Sig. (2-tailed)		.192 ^c

a. Test distribution is Normal.

b. Calculated from data.

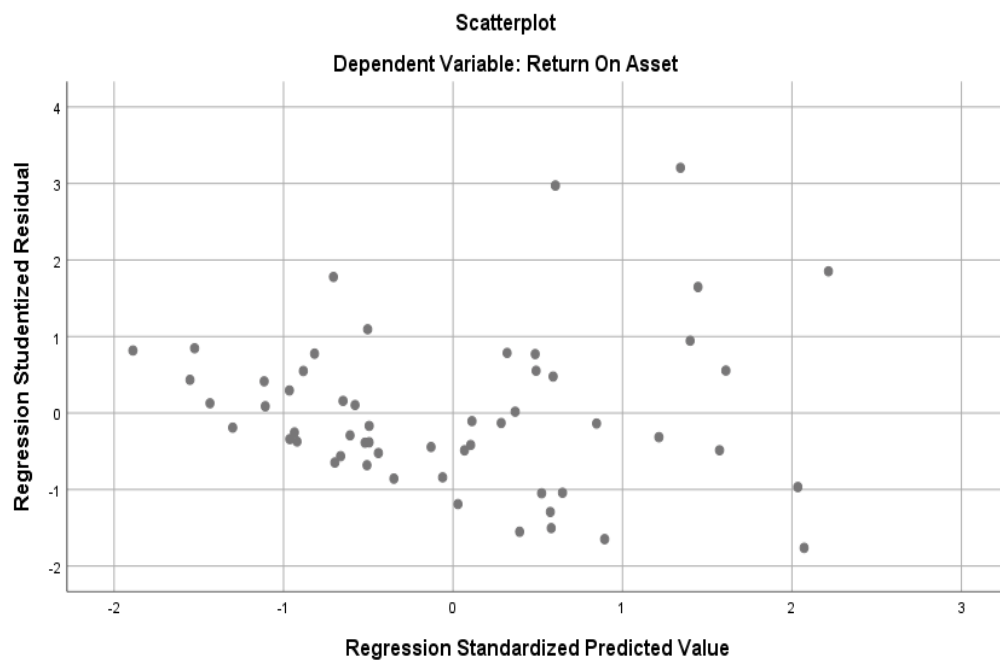
c. Lilliefors Significance Correction.

LAMPIRAN 4**Hasil Uji Multikolinearitas****Coefficients^a**

Model		Collinearity Statistics	
		Tolerance	VIF
1	(Constant)		
	Current Ratio	.801	1.248
	Debt To Equity Ratio	.690	1.449
	Perputaran Total Aset	.830	1.205

LAMPIRAN 5

Hasil Uji Heteroskedastisitas



LAMPIRAN 6

Hasil Uji Autokorelasi

Model Summary^b

Model	R	R Square	Adjusted R Square	Std. Error of the Estimate	Durbin-Watson
1	.609 ^a	.371	.334	.09686	2.024

a. Predictors: (Constant), Perputaran Total Aset, Current Ratio, Debt To Equity Ratio

b. Dependent Variable: Return On Asset

(Sumber: Output Spss-25 (data diolah, 2022))

LAMPIRAN 7

Hasil Uji Regresi Linear Berganda

Coefficients^a

Model		Unstandardized Coefficients		Standardized Coefficients	t	Sig.
		B	Std. Error	Beta		
1	(Constant)	-.043	.039		-1.117	.269
	Current Ratio	.004	.008	.059	.473	.638
	Debt To Equity Ratio	.015	.008	.256	1.915	.061
	Perputaran Total Aset	.213	.039	.664	5.444	.000

a. Dependent Variable: Return On Asset

LAMPIRAN 8
Hasil Uji Hipotesis Simultan

ANOVA^a

Model		Sum of Squares	df	Mean Square	F	Sig.
1	Regression	.282	3	.094	10.023	.000 ^b
	Residual	.478	51	.009		
	Total	.761	54			

a. Dependent Variable: Return On Asset

b. Predictors: (Constant), Perputaran Total Aset, Current Ratio, Debt To Equity Ratio

LAMPIRAN 9**Hasil Pengujian Koefisien Determinasi (R^2)****Model Summary^b**

Model	R	R Square	Adjusted R Square	Std. Error of the Estimate	Durbin-Watson
1	.609 ^a	.371	.334	.09686	2.024

LAMPIRAN 10

Tabel Distribusi Uji t-statistic (Prob= 0.05)

df	Pr 0.25 0.50	0.10 0.20	0.05 0.10	0.025 0.050	0.01 0.02	0.005 0.010	0.001 0.002
41	0.68052	1.30254	1.68288	2.01954	2.42080	2.70118	3.30127
42	0.68038	1.30204	1.68195	2.01808	2.41847	2.69807	3.29595
43	0.68024	1.30155	1.68107	2.01669	2.41625	2.69510	3.29089
44	0.68011	1.30109	1.68023	2.01537	2.41413	2.69228	3.28607
45	0.67998	1.30065	1.67943	2.01410	2.41212	2.68959	3.28148
46	0.67986	1.30023	1.67866	2.01290	2.41019	2.68701	3.27710
47	0.67975	1.29982	1.67793	2.01174	2.40835	2.68456	3.27291
48	0.67964	1.29944	1.67722	2.01063	2.40658	2.68220	3.26891
49	0.67953	1.29907	1.67655	2.00958	2.40489	2.67995	3.26508
50	0.67943	1.29871	1.67591	2.00856	2.40327	2.67779	3.26141
51	0.67933	1.29837	1.67528	2.00758	2.40172	2.67572	3.25789
52	0.67924	1.29805	1.67469	2.00665	2.40022	2.67373	3.25451
53	0.67915	1.29773	1.67412	2.00575	2.39879	2.67182	3.25127
54	0.67906	1.29743	1.67356	2.00488	2.39741	2.66998	3.24815
55	0.67898	1.29713	1.67303	2.00404	2.39608	2.66822	3.24515
56	0.67890	1.29685	1.67252	2.00324	2.39480	2.66651	3.24226
57	0.67882	1.29658	1.67203	2.00247	2.39357	2.66487	3.23948
58	0.67874	1.29632	1.67155	2.00172	2.39238	2.66329	3.23680
59	0.67867	1.29607	1.67109	2.00100	2.39123	2.66176	3.23421
60	0.67860	1.29582	1.67065	2.00030	2.39012	2.66028	3.23171
61	0.67853	1.29558	1.67022	1.99962	2.38905	2.65886	3.22930
62	0.67847	1.29536	1.66980	1.99897	2.38801	2.65748	3.22696
63	0.67840	1.29513	1.66940	1.99834	2.38701	2.65615	3.22471
64	0.67834	1.29492	1.66901	1.99773	2.38604	2.65485	3.22253
65	0.67828	1.29471	1.66864	1.99714	2.38510	2.65360	3.22041
66	0.67823	1.29451	1.66827	1.99656	2.38419	2.65239	3.21837
67	0.67817	1.29432	1.66792	1.99601	2.38330	2.65122	3.21639
68	0.67811	1.29413	1.66757	1.99547	2.38245	2.65008	3.21446
69	0.67806	1.29394	1.66724	1.99495	2.38161	2.64898	3.21260
70	0.67801	1.29376	1.66691	1.99444	2.38081	2.64790	3.21079
71	0.67796	1.29359	1.66660	1.99394	2.38002	2.64686	3.20903
72	0.67791	1.29342	1.66629	1.99346	2.37926	2.64585	3.20733
73	0.67787	1.29326	1.66600	1.99300	2.37852	2.64487	3.20567
74	0.67782	1.29310	1.66571	1.99254	2.37780	2.64391	3.20406
75	0.67778	1.29294	1.66543	1.99210	2.37710	2.64298	3.20249
76	0.67773	1.29279	1.66515	1.99167	2.37642	2.64208	3.20096
77	0.67769	1.29264	1.66488	1.99125	2.37576	2.64120	3.19948
78	0.67765	1.29250	1.66462	1.99085	2.37511	2.64034	3.19804
79	0.67761	1.29236	1.66437	1.99045	2.37448	2.63950	3.19663
80	0.67757	1.29222	1.66412	1.99006	2.37387	2.63869	3.19526

LAMPIRAN 11

Table distribusi Uji-F(Prob=0.05)

df untuk penyebut (N2)	df untuk pembilang (N1)														
	1	2	3	4	5	6	7	8	9	10	11	12	13	14	15
46	4.05	3.20	2.81	2.57	2.42	2.30	2.22	2.15	2.09	2.04	2.00	1.97	1.94	1.91	1.89
47	4.05	3.20	2.80	2.57	2.41	2.30	2.21	2.14	2.09	2.04	2.00	1.96	1.93	1.91	1.88
48	4.04	3.19	2.80	2.57	2.41	2.29	2.21	2.14	2.08	2.03	1.99	1.96	1.93	1.90	1.88
49	4.04	3.19	2.79	2.56	2.40	2.29	2.20	2.13	2.08	2.03	1.99	1.96	1.93	1.90	1.88
50	4.03	3.18	2.79	2.56	2.40	2.29	2.20	2.13	2.07	2.03	1.99	1.95	1.92	1.89	1.87
51	4.03	3.18	2.79	2.55	2.40	2.28	2.20	2.13	2.07	2.02	1.98	1.95	1.92	1.89	1.87
52	4.03	3.18	2.78	2.55	2.39	2.28	2.19	2.12	2.07	2.02	1.98	1.94	1.91	1.89	1.86
53	4.02	3.17	2.78	2.55	2.39	2.28	2.19	2.12	2.06	2.01	1.97	1.94	1.91	1.88	1.86
54	4.02	3.17	2.78	2.54	2.39	2.27	2.18	2.12	2.06	2.01	1.97	1.94	1.91	1.88	1.86
55	4.02	3.16	2.77	2.54	2.38	2.27	2.18	2.11	2.06	2.01	1.97	1.93	1.90	1.88	1.85
56	4.01	3.16	2.77	2.54	2.38	2.27	2.18	2.11	2.05	2.00	1.96	1.93	1.90	1.87	1.85
57	4.01	3.16	2.77	2.53	2.38	2.26	2.18	2.11	2.05	2.00	1.96	1.93	1.90	1.87	1.85
58	4.01	3.16	2.76	2.53	2.37	2.26	2.17	2.10	2.05	2.00	1.96	1.92	1.89	1.87	1.84
59	4.00	3.15	2.76	2.53	2.37	2.26	2.17	2.10	2.04	2.00	1.96	1.92	1.89	1.86	1.84
60	4.00	3.15	2.76	2.53	2.37	2.25	2.17	2.10	2.04	1.99	1.95	1.92	1.89	1.86	1.84
61	4.00	3.15	2.76	2.52	2.37	2.25	2.16	2.09	2.04	1.99	1.95	1.91	1.88	1.86	1.83
62	4.00	3.15	2.75	2.52	2.36	2.25	2.16	2.09	2.03	1.99	1.95	1.91	1.88	1.85	1.83
63	3.99	3.14	2.75	2.52	2.36	2.25	2.16	2.09	2.03	1.98	1.94	1.91	1.88	1.85	1.83
64	3.99	3.14	2.75	2.52	2.36	2.24	2.16	2.09	2.03	1.98	1.94	1.91	1.88	1.85	1.83
65	3.99	3.14	2.75	2.51	2.36	2.24	2.15	2.08	2.03	1.98	1.94	1.90	1.87	1.85	1.82
66	3.99	3.14	2.74	2.51	2.35	2.24	2.15	2.08	2.03	1.98	1.94	1.90	1.87	1.84	1.82
67	3.98	3.13	2.74	2.51	2.35	2.24	2.15	2.08	2.02	1.98	1.93	1.90	1.87	1.84	1.82
68	3.98	3.13	2.74	2.51	2.35	2.24	2.15	2.08	2.02	1.97	1.93	1.90	1.87	1.84	1.82
69	3.98	3.13	2.74	2.50	2.35	2.23	2.15	2.08	2.02	1.97	1.93	1.90	1.86	1.84	1.81
70	3.98	3.13	2.74	2.50	2.35	2.23	2.14	2.07	2.02	1.97	1.93	1.89	1.86	1.84	1.81
71	3.98	3.13	2.73	2.50	2.34	2.23	2.14	2.07	2.01	1.97	1.93	1.89	1.86	1.83	1.81
72	3.97	3.12	2.73	2.50	2.34	2.23	2.14	2.07	2.01	1.96	1.92	1.89	1.86	1.83	1.81
73	3.97	3.12	2.73	2.50	2.34	2.23	2.14	2.07	2.01	1.96	1.92	1.89	1.86	1.83	1.81
74	3.97	3.12	2.73	2.50	2.34	2.22	2.14	2.07	2.01	1.96	1.92	1.89	1.85	1.83	1.80
75	3.97	3.12	2.73	2.49	2.34	2.22	2.13	2.06	2.01	1.96	1.92	1.88	1.85	1.83	1.80
76	3.97	3.12	2.72	2.49	2.33	2.22	2.13	2.06	2.01	1.96	1.92	1.88	1.85	1.82	1.80
77	3.97	3.12	2.72	2.49	2.33	2.22	2.13	2.06	2.00	1.96	1.92	1.88	1.85	1.82	1.80
78	3.96	3.11	2.72	2.49	2.33	2.22	2.13	2.06	2.00	1.95	1.91	1.88	1.85	1.82	1.80
79	3.96	3.11	2.72	2.49	2.33	2.22	2.13	2.06	2.00	1.95	1.91	1.88	1.85	1.82	1.79
80	3.96	3.11	2.72	2.49	2.33	2.21	2.13	2.06	2.00	1.95	1.91	1.88	1.84	1.82	1.79
81	3.96	3.11	2.72	2.48	2.33	2.21	2.12	2.05	2.00	1.95	1.91	1.87	1.84	1.82	1.79
82	3.96	3.11	2.72	2.48	2.33	2.21	2.12	2.05	2.00	1.95	1.91	1.87	1.84	1.81	1.79
83	3.96	3.11	2.71	2.48	2.32	2.21	2.12	2.05	1.99	1.95	1.91	1.87	1.84	1.81	1.79
84	3.95	3.11	2.71	2.48	2.32	2.21	2.12	2.05	1.99	1.95	1.90	1.87	1.84	1.81	1.79
85	3.95	3.10	2.71	2.48	2.32	2.21	2.12	2.05	1.99	1.94	1.90	1.87	1.84	1.81	1.79
86	3.95	3.10	2.71	2.48	2.32	2.21	2.12	2.05	1.99	1.94	1.90	1.87	1.84	1.81	1.78
87	3.95	3.10	2.71	2.48	2.32	2.20	2.12	2.05	1.99	1.94	1.90	1.87	1.83	1.81	1.78
88	3.95	3.10	2.71	2.48	2.32	2.20	2.12	2.05	1.99	1.94	1.90	1.86	1.83	1.81	1.78
89	3.95	3.10	2.71	2.47	2.32	2.20	2.11	2.04	1.99	1.94	1.90	1.86	1.83	1.80	1.78
90	3.95	3.10	2.71	2.47	2.32	2.20	2.11	2.04	1.99	1.94	1.90	1.86	1.83	1.80	1.78

LAMPIRAN 12

SK Dosen Pembimbing



Fakultas Ekonomi
dan Bisnis

Surabaya, 2 Maret 2022

Nomor: 106/II.3.AU/FEB/A/2022

Lamp. :-

Hal : **Dosen Pembimbing Utama dan Pembimbing Pendamping**

Kepada Yth,

1. Nurullaili Mauliddah, S.Pd., M.SE
2. Budi Wahyu Mahardhika, SE., MM

Assalamu'alaikum Wr. Wb.

Sehubungan dengan telah dipenuhinya persyaratan penulisan skripsi, sebagai mana diatur dalam :

1. Peraturan Rektor no:566.1/PRN/II.3.AU.F/2014-03.09.2014, tentang pedoman Akademik Tahun 2014/2015 Universitas Muhammadiyah Surabaya, perihal penilaian hasil belajar point 4.5 (Tugas Akhir)
2. Surat Keputusan Dekan Fakultas Ekonomi & Bisnis UMSurabaya No:68/II.3.AU/A/Fak. Ekonomi/IX/2013 Tentang Pedoman Akademik Pelaksanaan Pendidikan Program Sarjana (S-1), Bab IV Point C.4 (Prosedur Penilaian Skripsi).

Maka dimohon perkenannya untuk menjadi pembimbing terhadap mahasiswa sebagai berikut :

Nama : Sulaiman Rasyid
NIM : 20181221130
Prodi : Manajemen
Judul Skripsi : " Pengaruh Current Ratio, Debt to Equity Ratio, dan Total Asset Terhadap Price Earning Ratio Pada Perusahaan Manufaktur Yang Terdaftar Dalam Indeks LQ45 Periode 2016-2020 "

Pembimbing Utama : Nurullaili Mauliddah, S.Pd., M.SE
Pembimbing Pendamping : Budi Wahyu Mahardhika, SE., MM
Demikian, atas perhatian dan perkenannya disampaikan terima kasih.

Wassalamu'alaikum Wr. Wb.

Kaprodi Manajemen,

Rina Maretasari, SM., M.SM

Tembusan Yth, (Tanpa Lampiran):

1. Dekan.
2. Kaprodi Manajemen.
3. Mahasiswa Yang Bersangkutan.

Morality, Intellectuality and Entrepreneurship

FAKULTAS AGAMA ISLAM | FAKULTAS KEGURUAN DAN ILMU PENDIDIKAN | FAKULTAS TEKNIK
FAKULTAS EKONOMI DAN BISNIS | FAKULTAS HUKUM | FAKULTAS ILMU KESEHATAN
FAKULTAS PSIKOLOGI | FAKULTAS KEDOKTERAN | PROGRAM PASCASARJANA

ADDRESS

Jl. Sutorejo No. 59 Kota Surabaya
Provinsi Jawa Timur | Indonesia 60113
www.um-surabaya.ac.id

CONTACT

phone : 031 3811966
fax : 031 3813096
email : rektorat@um-surabaya.ac.id

LAMPIRAN 13

Kartu Bimbingan Skripsi

Kartu Kendali Bimbingan Skripsi





UNIVERSITAS MUHAMMADIYAH SURABAYA

Tahun semester	: Genap 2021/2022	Prodi	: S1 Manajemen
NIM	: 20181221130	Pembimbing 1	: Nurullaili Mauliddah
Nama Mahasiswa	: SULAIMAN RASYID	Pembimbing 2	: Asyidatur Rosmaniar

No.	Tanggal	Topik	Saran / Komentar	Pembimbing
1	2022-06-14	Konsultasi terkait judul penelitian		Nurullaili Mauliddah
2	2022-06-29	Bimbingan Bab 1		Nurullaili Mauliddah
3	2022-06-30	Bimbingan Bab 1		Asyidatur Rosmaniar
4	2022-07-15	Bimbingan Bab 2		Asyidatur Rosmaniar
5	2022-07-26	Bimbingan Bab 2		Nurullaili Mauliddah
6	2022-08-01	Bimbingan Bab 3		Asyidatur Rosmaniar
7	2022-08-08	Bimbingan Bab 3		Nurullaili Mauliddah
8	2022-08-16	Pergantian variabel penelitian		Asyidatur Rosmaniar
9	2022-08-19	Perbaikan terkait Bab 3		Nurullaili Mauliddah
10	2022-08-24	ACC sempro		Nurullaili Mauliddah
11	2022-08-26	ACC sempro		Asyidatur Rosmaniar
12	2022-10-25	Perbaikan proposal skripsi		Nurullaili Mauliddah
13	2022-10-26	Revisi sempro		Asyidatur Rosmaniar
14	2022-11-07	Bimbingan bab 4		Nurullaili Mauliddah
15	2022-11-14	Bimbingan bab 4		Asyidatur Rosmaniar
16	2022-11-23	Perbaikan terkait bab 4		Nurullaili Mauliddah
17	2022-12-12	Bimbingan bab 4-5		Nurullaili Mauliddah
18	2022-12-13	Bimbingan bab 5		Asyidatur Rosmaniar
19	2022-12-30	Coba membuat ppt		Asyidatur Rosmaniar
20	2023-01-06	ACC sidang skripsi		Asyidatur Rosmaniar
21	2023-01-14	ACC sidang skripsi		Nurullaili Mauliddah

LAMPIRAN 14

Surat Keterangan Bukti Plagiasi

	Perpustakaan	<div style="border: 1px solid black; padding: 2px; display: inline-block;">ASLI</div>
FM-009 PERPUS-07		
SURAT KETERANGAN BUKTI BEBAS PLAGIASI		
Naskah tugas akhir / skripsi / karya tulis / tesis*) yang diserahkan atas :		
N a m a	: Sulaiman Rasyid	
N I M	: 20181221130	
Fakultas/Prodi	: Fakultas Ekonomi (S1) Manajemen	
Alamat	: DUSUN LAOK LORONG RT/RW 004/002, DESA BILIS-BILIS, Kec. Arjasa JAWA TIMUR	
Judul	: Pengaruh Current Ratio, Debt To Equity Ratio Dan Perputaran Total Aset Terhadap Return On Assets (ROA) (Studi Kasus Pada Perusahaan Pertambangan Batu Bara Terdaftar Di Bursa Efek Indonesia (BEI) Periode 2017-2021)	
telah diserahkan dan memenuhi kriteria batas maksimal yang sudah ditentukan.		
Petugas perpustakaan  Putri Rokhmawati	Surabaya, 13 Februari 2023 Mahasiswa,  (Sulaiman Rasyid)	Mengetahui,  Drs. Yarno, M.Pd.
*) DILARANG KERAS MENYEBARLUASKAN FORM INI		

LAMPIRAN 15

Endorsement Letter



ENDORSEMENT LETTER 0112/PB-UMS/EL/II/2023

This letter is to certify that the abstract of the thesis below:

Title : The Effect of Current Ratio, Debt to Equity Ratio and Total Assets Turnover on Return on Assets (ROA) (A Case Study of Coal Mining Companies Listed on Indonesian Stock Exchange (IDX) 2017-2021 Period).
Student's name : Sulaiman Rasyid
Student ID Number : 20181221130
Study Program : Management, Undergraduate Study, Faculty of Economics and Business, Universitas Muhammadiyah Surabaya, Indonesia.

has been endorsed by Pusat Bahasa *UMSurabaya* for further approval by the examining committee of the Study Program.

Surabaya, February 9, 2023


Chair person,

Dr. Waode Hamsia, M.Pd

The signature is written in a cursive, handwritten style in black ink. To the left of the signature is a circular official stamp of Universitas Muhammadiyah Surabaya, featuring a star and crescent and the university's name in Indonesian.

LAMPIRAN 16

Lembar Perbaikan Skripsi





UNIVERSITAS MUHAMMADIYAH SURABAYA
 Jl Sutorejo No 59 Surabaya

PANITIA UJIAN SKRIPSI STRATA - 1 (S-1)
 FAKULTAS EKONOMI DAN BISNIS

DAFTAR PERBAIKAN SKRIPSI

Nama Mahasiswa : Sulaiman Rasyid
 NIM : 20181221130
 Program Studi : MANAJEMEN
 Hari/Tanggal : Jumat, 3 Februari 2023

Kami telah menyetujui perbaikan/refisi atas skripsi mahasiswa tersebut diatas

Nama Penguji	Tanda Tangan	Tanggal
Nurullaili Mauliddah, S.Pd.,M.SE		13/2/2023
Budi Wahyu Mahardhika, SE., MM		14/2/2023
Dr. Moh. Afrizal Miradji, SE., AK., MSA., CA., ACPA		9/2/2023

Catatan
Setiap Mahasiswa membuat rangkap 3