

LAMPIRAN - LAMPIRAN

Lampiran 1 Hasil Pengumpulan data

A	B	C	D	E	F	G	H	I
NO	NAMA KABUPATEN/KOTA	TAHUN	PAD	DAU	DAK	BELANJA MODAL	TOTAL PENDAPATAN	TOTAL BELANJA
1	Kabupaten Banjarnegara	2016	221.048.387.512	976.642.965.000	252.046.683.715	487.535.630.129	1.836.015.079.137	2.017.382.964.152
2	Kabupaten Blora	2016	171.277.522.706	943.325.498.000	277.435.119.000	434.953.823.988	1.858.187.916.237	1.951.816.454.287
3	Kabupaten Batang	2016	209.957.559.449	790.848.003.000	203.972.546.139	223.872.059.440	1.498.614.094.093	1.560.785.414.489
4	Kabupaten Banyumas	2016	541.418.386.912	1.398.539.653.000	412.853.809.576	400.832.864.576	2.852.968.390.191	2.902.853.581.862
5	Kabupaten Boyolali	2016	292.310.032.226	1.032.744.010.000	279.575.054.900	373.915.606.382	1.993.495.112.162	2.057.281.803.197
6	Kabupaten Klaten	2016	224.197.408.481	1.204.344.586.098	318.994.589.110	220.759.237.283	2.258.604.630.605	2.282.330.771.499
7	Kabupaten Cilacap	2016	428.598.349.897	1.384.695.514.000	483.813.446.054	843.986.253.460	2.796.010.344.654	3.150.325.840.872
8	Kabupaten Pemalang	2016	275.458.054.016	1.197.916.501.000	270.426.675.208	246.080.497.261	2.112.514.280.374	1.847.304.444.796
9	Kabupaten Rembang	2016	234.168.365.751	785.380.985.000	107.558.652.000	345.545.721.301	1.564.868.839.956	1.734.304.081.929
10	Kabupaten Jepara	2016	322.509.753.285	1.000.373.359.000	339.310.214.684	397.078.618.167	2.106.087.671.994	2.157.976.237.985
11	Kota Semarang	2016	1.491.645.900.065	1.211.708.204.000	246.886.746.970	1.026.716.904.816	4.103.151.795.483	3.931.802.540.351
12	Kabupaten kebumen	2016	291.016.321.703	1.256.068.249.000	480.415.539.054	649.703.102.744	2.606.209.824.034	2.707.059.847.131
13	Kabupaten Kendal	2016	265.074.406.548	972.952.576.000	228.131.891.000	329.821.433.534	1.888.728.093.841	1.954.982.476.287
14	Kabupaten Purbalingga	2016	251.816.668.602	897.337.823.000	242.375.709.820	299.154.094.460	1.746.235.699.687	1.813.162.137.468
15	Kabupaten Kudus	2016	279.239.106.717	822.153.771.000	228.303.262.665	678.205.766.264	1.880.999.970.784	2.149.042.733.903
16	Kabupaten Magelang	2016	288.485.678.128	1.078.981.977.000	83.510.170.410	353.167.692.583	2.036.310.089.428	2.073.797.409.332
17	Kabupaten Pati	2016	314.921.084.791	1.207.508.997.000	327.576.149.212	419.719.878.687	2.445.063.689.933	2.583.065.999.166
18	Kabupaten Pekalongan	2016	310.572.581.552	926.571.243.000	222.507.471.000	237.938.808.969	1.787.351.674.573	1.804.967.596.944
19	Kabupaten Demak	2016	287.457.500.571	908.643.744.000	306.941.212.573	635.402.747.952	1.952.459.922.200	2.065.356.315.666
20	Kabupaten Grobogan	2016	299.211.316.168	1.110.337.027.000	322.988.008.150	494.821.083.320	2.203.275.381.321	2.331.272.039.305
21	Kabupaten Purworejo	2016	255.599.240.424	940.778.244.000	339.417.614.546	274.262.561.414	2.069.000.842.574	1.968.159.503.754
22	Kabupaten Brebes	2016	339.156.053.168	1.339.381.605.000	361.801.358.000	784.627.878.376	2.572.334.594.629	2.946.269.402.281
23	Kabupaten Semarang	2016	318.536.051.176	968.848.031.000	310.780.221.524	381.464.589.453	1.978.138.017.128	1.974.199.071.109
24	Kabupaten Sragen	2016	297.176.332.577	1.067.774.278.000	333.935.980.704	325.396.924.022	2.092.759.142.908	2.115.629.412.523
25	Kabupaten Sukoharjo	2016	363.163.428.162	959.910.211.435	287.044.558.458	327.611.459.445	1.931.896.575.824	1.879.860.885.343
26	Kabupaten tegal	2016	316.051.189.734	1.162.102.111.000	290.589.280.983	516.642.310.814	2.161.161.059.588	2.422.128.524.079
27	Kota Pekalongan	2016	178.604.460.870	457.085.256.000	109.412.669.154	201.951.325.331	857.642.985.779	869.324.083.854
28	Kabupaten Wonogiri	2016	218.604.854.595	1.145.434.277.000	289.121.067.975	404.553.582.240	2.035.056.535.365	2.132.909.652.036
29	Kabupaten Wonosobo	2016	199.894.767.510	841.407.175.000	198.974.002.000	276.909.650.835	1.575.601.833.680	1.619.140.120.460
30	Kota Magelang	2016	220.315.848.702	447.909.575.000	89.394.073.463	221.924.457.916	840.042.626.525	871.859.130.603

31	Kabupaten Temanggung	2016	281.604.854.595	807.995.010.000	199.009.572.278	398.487.295.909	1.678.688.079.170	1.739.541.988.789
32	Kota Salatiga	2016	203.768.652.017	456.079.561.000	83.698.193.202	267.294.856.864	879.784.189.262	919.667.517.133
33	Kabupaten Karanganyar	2016	301.307.800.956	996.164.049.000	352.752.915.080	382.070.380.920	2.012.335.065.180	2.086.307.677.600
34	Kota Surakarta	2016	425.502.779.064	841.536.122.000	196.726.445.000	307.534.354.570	1.703.003.847.995	1.680.456.921.161
35	Kota Tegal	2016	287.343.889.954	490.772.001.000	165.828.134.727	248.511.286.786	1.051.121.466.005	1.074.739.578.886
36	Kabupaten Banjarnegara	2017	297.485.382.003	959.486.489.000	423.935.262.343	562.843.385.558	2.168.175.161.490	2.178.823.342.905
37	Kabupaten Blora	2017	280.042.019.102	926.754.302.000	308.447.948.315	420.864.556.022	2.013.829.444.230	1.981.347.481.358
38	Kabupaten Batang	2017	219.807.128.307	779.010.049.000	180.074.001.260	163.667.905.285	1.566.154.720.814	1.563.181.721.381
39	Kabupaten Banyumas	2017	619.701.627.380	1.373.971.809.000	449.360.479.699	472.485.470.290	3.221.258.052.894	3.200.686.516.259
40	Kabupaten Boyolali	2017	388.014.897.386	1.014.602.019.000	294.632.409.920	420.149.743.344	2.176.496.270.254	2.148.428.355.037
41	Kabupaten Klaten	2017	371.718.439.306	1.060.027.733.000	56.452.309.000	364.937.481.638	2.581.515.295.917	2.481.861.743.842
42	Kabupaten Cilacap	2017	648.091.381.096	1.360.370.867.000	440.533.135.033	650.976.458.792	3.067.274.791.140	3.014.110.475.842
43	Kabupaten Pemasang	2017	425.893.266.850	1.176.872.960.000	343.530.726.398	336.088.968.940	2.353.030.274.957	2.258.339.872.920
44	Kabupaten Rembang	2017	300.319.284.807	771.584.367.000	110.696.901.708	353.770.714.067	1.722.252.909.030	1.829.088.241.098
45	Kabupaten Jepara	2017	325.530.346.533	982.800.016.000	297.902.571.584	404.345.727.549	2.165.074.563.873	2.215.459.688.063
46	Kota Semarang	2017	1.791.886.378.674	1.190.422.387.000	57.527.145.279	1.275.359.088.966	3.964.574.307.584	4.328.942.647.441
47	Kabupaten kebumen	2017	443.608.862.461	1.271.590.067.902	302.273.202.240	433.698.055.660	2.713.113.397.677	2.630.271.307.685
48	Kabupaten Kendal	2017	404.978.613.972	807.711.173.000	257.168.272.384	321.438.759.709	2.047.555.046.096	2.091.829.069.982
49	Kabupaten Purbalingga	2017	355.859.003.583	881.574.483.000	329.597.927.647	400.354.579.758	1.957.994.897.247	2.013.766.011.409
50	Kabupaten Kudus	2017	366.031.203.778	807.711.173.000	257.168.272.384	500.780.772.427	1.983.213.078.247	2.006.998.142.946
51	Kabupaten Magelang	2017	403.561.238.310	1.060.027.733.000	56.452.309.000	502.862.222.437	2.271.336.015.858	2.451.441.154.742
52	Kabupaten Pati	2017	449.821.345.800	1.186.296.947.000	462.940.746.479	448.942.339.053	2.769.242.943.472	2.647.104.847.971
53	Kabupaten Pekalongan	2017	305.394.299.061	910.294.366.000	342.930.933.787	336.815.993.533	2.067.907.851.794	2.037.600.968.644
54	Kabupaten Demak	2017	309.612.407.201	892.681.795.000	293.012.350.756	457.258.575.949	2.060.864.280.423	1.986.479.116.398
55	Kabupaten Grobogan	2017	440.456.238.668	1.091.590.533.000	383.277.149.862	603.353.904.468	2.426.674.663.998	2.553.147.904.253
56	Kabupaten Purworejo	2017	298.606.494.653	924.251.795.000	250.875.295.253	465.126.656.366	2.114.807.792.154	2.265.141.731.647
57	Kabupaten Brebes	2017	523.660.773.732	1.317.061.804.000	400.887.743.562	593.490.572.795	2.856.934.060.544	2.767.377.461.021
58	Kabupaten Semarang	2017	417.417.848.831	951.828.487.000	286.621.869.509	346.459.249.455	2.135.227.865.431	2.034.382.209.550
59	Kabupaten Sragen	2017	404.569.404.722	1.049.016.918.000	317.898.036.540	349.519.743.025	2.187.032.686.896	2.202.045.180.704
60	Kabupaten Sukoharjo	2017	464.567.409.857	906.416.629.000	278.332.947.422	250.940.426.244	2.055.571.033.667	1.887.503.285.006

61	Kabupaten tegal	2017	375.531.165.351	1.141.687.714.000	325.623.713.089	437.758.902.809	2.450.766.552.130	2.453.004.538.262
62	Kota Pekalongan	2017	192.002.871.181	449.055.738.000	108.994.059.659	220.686.788.384	915.920.377.495	924.172.718.082
63	Kabupaten Wonogiri	2017	333.840.434.905	1.125.312.680.000	360.636.385.112	503.215.278.501	2.317.978.656.683	2.315.599.508.027
64	Kabupaten Wonosobo	2017	228.017.433.938	826.626.357.000	267.466.630.022	311.015.809.922	1.829.290.334.360	1.715.290.159.198
65	Kota Magelang	2017	233.557.714.356	440.041.244.000	86.387.994.323	233.070.956.632	909.525.862.920	879.408.181.447
66	Kabupaten Temanggung	2017	308.466.748.340	793.801.136.000	227.597.740.094	313.434.852.386	1.779.850.394.321	1.768.574.354.911
67	Kota Salatiga	2017	220.243.361.132	448.067.710.000	448.067.710.000	217.847.988.544	882.746.082.111	849.474.262.275
68	Kabupaten Karanganyar	2017	415.142.563.370	978.664.650.000	253.371.946.521	271.970.439.801	2.043.460.305.969	2.066.494.748.105
69	Kota Surakarta	2017	527.544.224.971	826.753.038.000	170.806.131.950	469.587.240.639	1.803.920.801.908	1.768.345.963.065
70	Kota Tegal	2017	306.830.656.135	482.150.715.000	133.603.234.143	205.549.637.709	1.024.765.938.277	1.017.223.991.908
71	Kabupaten Banjarnegara	2018	235.994.436.137	959.486.489.000	364.545.234.875	474.607.689.278	2.074.653.161.695	2.119.096.683.202
72	Kabupaten Blora	2018	203.182.795.054	926.682.649.031	333.004.046.384	499.439.779.133	2.120.671.434.967	2.116.475.561.459
73	Kabupaten Batang	2018	237.547.973.048	781.383.387.000	231.124.509.384	163.400.979.708	1.701.877.299.154	1.687.215.725.890
74	Kabupaten Banyumas	2018	648.326.914.035	1.373.971.809.000	477.533.051.326	525.416.939.614	3.265.926.651.861	3.319.060.759.043
75	Kabupaten Boyolali	2018	342.957.213.726	1.014.602.019.000	381.026.305.696	498.972.083.904	2.227.780.710.062	2.203.112.762.252
76	Kabupaten Klaten	2018	395.884.244.135	1.237.967.327.000	373.028.991.537	384.574.980.960	2.577.961.130.135	2.611.007.499.826
77	Kabupaten Cilacap	2018	527.577.740.281	1.362.443.518.000	443.618.853.481	550.840.750.506	3.072.112.464.787	2.985.422.839.102
78	Kabupaten Pemalang	2018	300.481.887.079	1.180.834.332.000	331.768.131.456	291.381.937.258	2.428.263.885.703	2.324.288.798.012
79	Kabupaten Rembang	2018	296.676.436.263	771.584.367.000	89.575.324.617	309.448.505.895	1.785.911.075.230	1.814.662.262.214
80	Kabupaten Jepara	2018	369.330.454.700	984.914.973.687	314.882.423.372	397.783.041.502	2.255.843.022.157	2.300.574.121.504
81	Kota Semarang	2018	1.821.274.103.250	1.190.422.387.000	79.584.094.202	1.228.459.434.270	4.234.394.060.362	4.506.407.629.744
82	Kabupaten kebumen	2018	352.047.092.282	1.234.003.169.000	390.504.708.527	370.004.376.524	2.639.814.864.398	2.652.047.980.376
83	Kabupaten Kendal	2018	335.892.237.024	956.331.079.388	295.942.730.376	284.991.421.170	2.138.564.387.700	2.148.450.040.419
84	Kabupaten Purbalingga	2018	282.679.019.517	881.574.483.000	333.565.496.887	270.527.629.406	1.948.442.029.100	1.924.908.432.550
85	Kabupaten Kudus	2018	337.364.609.424	807.056.990.772	239.054.267.051	377.578.292.200	1.996.530.094.357	1.957.701.652.495
86	Kabupaten Magelang	2018	325.089.093.092	1.060.540.612.000	301.160.637.595	501.727.375.261	2.302.190.543.616	2.486.540.561.169
87	Kabupaten Pati	2018	384.041.846.939	1.189.796.870.000	414.061.984.957	439.492.642.225	2.789.055.859.854	2.781.234.687.644
88	Kabupaten Pekalongan	2018	311.288.143.682	915.154.037.000	346.840.785.740	431.412.970.525	2.101.449.302.497	2.160.744.430.323
89	Kabupaten Demak	2018	342.324.870.245	894.376.873.000	275.348.403.392	414.681.322.203	2.143.306.258.595	2.050.065.954.050
90	Kabupaten Grobogan	2018	315.743.175.974	1.094.460.434.000	385.401.361.674	423.425.389.079	2.439.501.262.356	2.345.537.047.244

91	Kabupaten Purworejo	2018	286.971.590.024	924.251.795.000	297.357.422.378	365.866.406.531	2.049.784.186.054	2.125.880.839.764
92	Kabupaten Brebes	2018	346.907.972.510	1.321.798.057.000	398.599.759.143	527.158.454.521	2.854.043.939.110	2.825.364.002.156
93	Kabupaten Semarang	2018	383.475.678.134	952.362.147.000	314.696.838.280	405.051.441.667	2.117.416.566.804	2.171.799.810.994
94	Kabupaten Sragen	2018	334.303.284.344	1.049.016.918.000	320.063.100.709	428.218.853.657	2.176.997.511.640	2.236.802.757.132
95	Kabupaten Sukoharjo	2018	433.485.481.219	906.416.629.000	286.887.271.862	388.468.318.338	2.055.517.964.074	2.050.161.904.519
96	Kabupaten tegal	2018	372.282.676.055	1.144.494.182.000	339.287.872.985	417.983.021.935	2.524.365.919.815	2.575.620.503.042
97	Kota Pekalongan	2018	179.224.408.698	449.055.738.000	110.631.025.427	146.382.593.476	905.231.572.568	883.184.894.707
98	Kabupaten Wonogiri	2018	269.032.427.619	1.124.733.467.000	379.596.211.850	406.899.652.093	2.298.176.600.990	2.246.861.248.844
99	Kabupaten Wonosobo	2018	226.819.478.601	827.791.657.000	277.386.975.847	381.600.659.789	1.851.441.024.405	1.856.165.286.054
100	Kota Magelang	2018	249.877.424.347	440.041.244.000	105.991.302.809	237.422.914.193	908.089.485.909	937.345.746.470
101	Kabupaten Temanggung	2018	252.019.934.778	793.485.677.000	225.548.811.404	185.771.793.520	1.731.235.867.161	1.670.309.285.608
102	Kota Salatiga	2018	208.926.057.032	448.067.710.000	88.527.219.754	222.021.981.988	889.992.411.250	923.538.238.485
103	Kabupaten Karanganyar	2018	343.156.469.167	978.664.650.000	308.185.919.715	261.936.024.361	2.113.929.231.663	2.064.581.557.575
104	Kota Surakarta	2018	527.739.388.159	826.587.795.000	216.821.173.609	523.770.318.153	1.879.056.016.679	1.914.818.394.396
105	Kota Tegal	2018	275.021.448.594	482.150.715.000	94.845.070.521	113.622.507.976	987.244.236.619	916.730.788.800
106	Kabupaten Banjarnegara	2019	257.700.650.110	999.003.344.000	323.297.059.889	358.205.528.802	2.105.990.272.337	2.123.033.797.431
107	Kabupaten Blora	2019	246.863.066.484	966.559.787.000	355.308.379.286	466.887.346.008	2.240.970.020.181	2.201.539.935.903
108	Kabupaten Batang	2019	245.836.087.092	817.365.659.000	241.894.552.158	211.778.239.648	1.769.958.202.416	1.755.066.560.019
109	Kabupaten Banyumas	2019	686.805.512.326	1.437.036.239.000	474.659.908.721	478.797.497.271	3.434.925.995.303	3.457.550.201.497
110	Kabupaten Boyolali	2019	395.431.863.402	1.045.669.922.000	353.373.735.505	530.593.843.520	2.357.487.210.573	2.381.601.864.739
111	Kabupaten Klaten	2019	311.648.401.655	1.282.250.122.000	351.593.528.678	308.145.403.976	2.689.353.252.985	2.682.356.733.814
112	Kabupaten Cilacap	2019	574.276.795.304	1.423.200.397.000	443.795.856.542	663.321.198.006	3.282.797.966.311	3.283.321.137.886
113	Kabupaten Pemasang	2019	350.559.139.753	1.223.060.205.000	350.820.964.140	347.657.852.647	2.636.036.843.851	2.584.470.869.519
114	Kabupaten Rembang	2019	308.445.489.137	799.760.392.000	213.425.405.501	207.071.429.379	1.821.899.884.311	1.863.502.828.110
115	Kabupaten Jepara	2019	384.979.296.768	1.039.864.085.000	319.593.178.734	325.214.472.023	2.413.822.993.348	2.337.605.986.009
116	Kota Semarang	2019	2.066.333.418.588	1.317.186.595.000	384.806.560.521	1.054.761.429.772	4.565.340.827.417	4.633.934.340.973
117	Kabupaten kebumen	2019	409.163.433.330	1.279.681.428.000	386.546.619.443	365.840.794.028	2.818.494.983.541	2.809.549.444.627
118	Kabupaten Kendal	2019	350.500.849.956	998.236.127.000	309.059.353.671	283.503.675.627	2.228.384.399.855	2.331.683.034.136
119	Kabupaten Purbalingga	2019	305.996.806.188	918.228.685.000	332.709.913.695	262.136.781.292	2.076.658.114.142	2.062.727.850.424
120	Kabupaten Kudus	2019	343.824.122.868	851.036.584.000	237.498.255.324	278.210.578.665	2.090.430.364.413	2.061.664.156.540

121	Kabupaten Magelang	2019	417.178.099.961	1.097.366.974.000	327.189.198.665	386.529.995.844	2.575.439.825.755	2.568.593.603.007
122	Kabupaten Pati	2019	363.997.151.178	1.240.426.635.000	372.139.524.267	405.100.296.549	2.838.881.396.181	2.870.260.403.230
123	Kabupaten Pekalongan	2019	341.344.415.575	974.248.885.000	326.171.878.810	345.165.297.652	2.182.770.952.456	2.183.534.790.005
124	Kabupaten Demak	2019	407.400.540.995	946.467.336.000	295.358.455.153	455.482.429.713	2.362.016.248.793	2.309.815.550.608
125	Kabupaten Grobogan	2019	344.559.032.450	1.144.560.870.000	384.806.560.521	448.666.101.416	2.581.437.543.584	2.551.226.710.394
126	Kabupaten Purworejo	2019	280.396.155.600	963.312.191.000	384.806.560.521	327.413.701.414	2.172.436.925.114	2.186.289.226.260
127	Kabupaten Brebes	2019	379.091.298.714	1.373.396.371.000	384.806.560.521	621.919.531.365	3.096.826.845.150	3.132.251.740.580
128	Kabupaten Semarang	2019	429.011.081.257	1.001.565.375.000	384.806.560.521	393.472.095.964	2.311.149.343.922	2.312.242.117.310
129	Kabupaten Sragen	2019	368.325.799.601	1.083.308.681.000	384.806.560.521	249.326.386.054	2.300.826.069.513	2.092.140.283.903
130	Kabupaten Sukoharjo	2019	458.742.223.869	946.104.486.000	384.806.560.521	350.577.750.659	2.143.687.569.516	2.114.149.361.513
131	Kabupaten Tegal	2019	436.003.392.413	1.198.561.641.000	384.806.560.521	434.393.482.658	2.755.677.484.152	2.717.431.598.854
132	Kota Pekalongan	2019	212.777.435.294	475.842.089.000	384.806.560.521	182.153.984.579	971.624.464.121	954.397.012.827
133	Kabupaten Wonogiri	2019	287.221.631.013	1.181.037.066.000	384.806.560.521	565.091.976.631	2.442.677.972.827	2.455.975.319.573
134	Kabupaten Wonosobo	2019	238.371.743.591	877.474.203.000	384.806.560.521	430.765.650.280	1.958.595.025.572	2.024.794.957.930
135	Kota Magelang	2019	273.582.932.151	455.177.029.000	384.806.560.521	272.055.204.204	967.785.834.243	995.162.119.612
136	Kabupaten Temanggung	2019	278.313.775.793	828.948.502.000	384.806.560.521	223.249.187.567	1.878.383.823.682	1.841.033.635.270
137	Kota Salatiga	2019	236.086.898.372	469.967.335.000	384.806.560.521	183.724.641.420	928.019.899.150	942.687.426.593
138	Kabupaten Karanganyar	2019	387.763.013.239	1.018.544.740.000	384.806.560.521	286.884.774.876	2.179.409.706.710	2.262.015.969.098
139	Kota Surakarta	2019	546.020.008.117	879.123.635.000	384.806.560.521	543.578.176.920	1.945.953.241.924	2.012.408.112.863
140	Kota Tegal	2019	285.575.788.984	502.969.026.000	384.806.560.521	165.982.915.065	1.036.963.763.529	1.046.575.212.898
141	Kabupaten Banjarnegara	2020	238.638.994.321	900.564.784.000	384.806.560.521	348.505.249.709	1.994.604.106.561	2.030.532.397.495
142	Kabupaten Blora	2020	299.687.660.301	871.294.279.000	384.806.560.521	349.064.685.820	2.127.946.961.535	2.109.122.887.754
143	Kabupaten Batang	2020	257.422.866.095	743.088.164.000	384.806.560.521	152.870.895.295	1.733.087.893.276	1.662.512.932.221
144	Kabupaten Banyumas	2020	668.211.148.299	1.306.921.916.000	384.806.560.521	363.470.409.584	3.330.186.788.242	3.249.141.935.364
145	Kabupaten Boyolali	2020	451.543.582.894	956.428.556.000	384.806.560.521	405.110.958.145	2.382.403.220.150	2.339.805.517.025
146	Kabupaten Klaten	2020	329.963.261.898	1.167.212.792.000	384.806.560.521	157.126.719.574	2.578.135.836.354	2.545.164.494.577
147	Kabupaten Cilacap	2020	591.343.787.160	1.281.940.170.000	384.806.560.521	462.431.933.784	3.152.402.455.712	3.088.834.820.260
148	Kabupaten Pemalang	2020	328.375.466.698	1.118.791.154.000	384.806.560.521	342.593.987.691	2.449.008.577.285	2.664.990.530.908
149	Kabupaten Rembang	2020	326.670.124.351	727.781.396.000	384.806.560.521	154.123.440.858	1.878.325.919.916	1.830.776.504.959
150	Kabupaten Jepara	2020	419.363.320.517	934.338.029.000	384.806.560.521	266.275.554.085	2.315.260.399.485	2.268.045.725.410

151	Kota Semarang	2020	2.024.537.808.307	1.183.614.821.000	384.806.560.521	506.420.330.795	4.400.500.838.480	4.128.912.545.760
152	Kabupaten kebumen	2020	403.025.963.784	1.197.504.293.000	384.806.560.521	288.801.049.018	2.763.229.307.230	2.737.861.916.080
153	Kabupaten Kendal	2020	356.753.593.703	909.781.219.000	384.806.560.521	108.455.011.780	2.131.449.784.048	2.041.114.766.533
154	Kabupaten Purbalingga	2020	313.618.688.781	841.051.988.000	384.806.560.521	130.334.116.841	1.952.749.301.274	1.894.875.529.380
155	Kabupaten Kudus	2020	383.892.971.961	757.097.370.000	384.806.560.521	221.806.162.432	2.016.176.986.239	1.914.626.257.581
156	Kabupaten Magelang	2020	329.769.193.224	987.675.947.000	384.806.560.521	214.407.058.402	2.380.457.680.604	2.304.375.917.161
157	Kabupaten Pati	2020	371.708.005.192	1.115.340.333.000	384.806.560.521	315.613.926.745	2.662.375.437.006	2.739.724.372.740
158	Kabupaten Pekalongan	2020	341.901.469.549	885.145.414.000	384.806.560.521	241.237.735.400	2.061.798.474.096	2.053.017.711.594
159	Kabupaten Demak	2020	439.694.424.386	860.873.465.000	384.806.560.521	286.913.547.351	2.333.738.996.799	2.285.742.096.591
160	Kabupaten Grobogan	2020	350.453.524.065	1.038.763.632.000	384.806.560.521	338.711.253.077	2.528.884.131.946	2.511.268.625.929
161	Kabupaten Purworejo	2020	304.800.202.905	930.205.439.000	384.806.560.521	254.015.009.152	2.166.947.747.648	2.126.674.178.307
162	Kabupaten Brebes	2020	392.541.730.819	1.241.906.073.000	384.806.560.521	432.556.254.864	3.008.370.717.507	2.955.050.373.005
163	Kabupaten Semarang	2020	442.528.167.478	909.555.622.000	384.806.560.521	219.069.909.089	2.211.273.524.266	2.191.412.621.750
164	Kabupaten Sragen	2020	394.464.906.604	991.204.614.000	384.806.560.521	268.507.459.807	2.212.824.974.529	2.130.438.476.217
165	Kabupaten Sukoharjo	2020	469.540.567.890	859.146.406.000	384.806.560.521	238.738.380.776	2.040.394.761.328	2.073.080.966.909
166	Kabupaten tegal	2020	439.931.567.175	1.086.704.382.000	384.806.560.521	248.977.818.850	2.651.771.838.698	2.505.539.949.420
167	Kota Pekalongan	2020	229.867.935.361	433.354.907.000	384.806.560.521	126.926.093.953	953.155.394.615	944.840.460.676
168	Kabupaten Wonogiri	2020	274.293.129.950	1.074.092.865.000	384.806.560.521	291.314.088.408	2.273.678.538.635	2.262.812.452.301
169	Kabupaten Wonosobo	2020	251.724.091.045	799.113.605.000	384.806.560.521	243.001.724.523	1.878.995.666.418	1.881.315.428.762
170	Kota Magelang	2020	290.756.816.510	416.722.396.000	384.806.560.521	116.558.397.390	946.188.761.537	798.353.191.714
171	Kabupaten Temanggung	2020	307.488.084.365	762.027.309.000	384.806.560.521	102.083.054.523	1.830.848.453.347	1.783.204.949.098
172	Kota Salatiga	2020	219.539.400.332	425.080.208.000	384.806.560.521	174.131.330.590	890.223.683.933	944.954.212.904
173	Kabupaten Karanganyar	2020	384.682.993.533	917.524.339.000	384.806.560.521	148.559.342.370	2.121.386.179.225	2.092.032.552.152
174	Kota Surakarta	2020	492.776.208.640	794.665.771.000	384.806.560.521	250.969.805.187	1.831.319.373.387	1.639.665.226.421
175	Kota Tegal	2020	266.580.982.102	458.758.336.000	384.806.560.521	148.142.669.908	1.017.915.109.373	1.048.606.495.383

Lampiran 2 LRA Provinsi Jawa Tengah tahun 2016 & 2017



PEMERINTAH PROVINSI JAWA TENGAH
LAPORAN REALISASI ANGGARAN PENDAPATAN DAN BELANJA DAERAH
 Untuk Tahun yang Berakhir Sampai Dengan 31 Desember 2017 dan 2016

(Galan Rapih)

NO	DESKRIPSI	REF	ANGGARAN 2017	REALISASI 2017	%	REALISASI 2016
1	PENDAPATAN					
2	PENDAPATAN ASLI DAERAH					
3	Pendapatan Pajak Daerah	5.1.1.1.1	10.216.892.000,00	10.572.698.332.610,00	103,48	9.672.518.189.424,00
4	Pendapatan Retribusi Daerah	5.1.1.1.2	101.608.925.000,00	107.372.397.279,00	105,67	106.223.058.566,00
5	Pendapatan Hasil Pengelolaan Kekayaan Daerah Yang Dipisahkan	5.1.1.1.3	371.233.579.000,00	371.072.481.501,00	99,96	340.397.111.367,00
6	Lain-lain Pendapatan Asli Daerah Yang Sah	5.1.1.1.4	1.437.145.926.000,00	1.496.370.178.010,00	104,12	1.421.889.360.952,68
7	Jumlah Pendapatan Asli Daerah (3 s.d 6)		12.126.880.430.000,00	12.547.513.389.400,00	103,47	11.541.029.729.309,70
8	PENDAPATAN TRANSFER					
9	TRANSFER PEMERINTAH PUSAT-DANA PERIMBANGAN					
10	Dana Bagi Hasil Pajak	5.1.1.2.1.1	995.216.401.000,00	834.422.861.130,00	83,84	879.355.173.005,00
11	Dana Bagi Hasil Sumber Daya Alam	5.1.1.2.1.2	12.044.492.000,00	13.887.050.263,00	115,30	14.318.048.913,00
12	Dana Alokasi Umum	5.1.1.2.1.3	3.652.586.431.000,00	3.652.586.431.000,00	100,00	1.859.907.223.000,00
13	Dana Alokasi Khusus	5.1.1.2.1.4	6.739.830.931.000,00	6.566.890.148.700,00	97,43	5.263.717.151.065,00
14	Jumlah Transfer Pemerintah Pusat Dana Perimbangan (10 s.d 13)		11.399.678.255.000,00	11.067.786.491.093,00	97,09	8.017.297.595.983,00
15	TRANSFER PEMERINTAH PUSAT-LAINNYA					
16	Dana Insentif Daerah	5.1.1.2.2.1	50.197.943.000,00	50.197.943.000,00	100,00	38.947.186.000,00
17	Jumlah Transfer Pemerintah Pusat Lainnya (16)		50.197.943.000,00	50.197.943.000,00	100,00	38.947.186.000,00
18	Jumlah Pendapatan Transfer (14 +17)		11.449.876.198.000,00	11.117.984.434.093,00	97,10	8.056.244.781.983,00
19	LAJN-LAJN PENDAPATAN YANG SAH					
20	Pendapatan Hibah	5.1.1.1.3.1	36.299.500.000,00	36.938.923.844,00	101,78	34.228.172.341,00
21	Dana Bagi Hasil di Penda Lainnya	5.1.1.1.3.2	-	737.884.170,00	-	1.074.462.256,00
22	Jumlah Lain-Lain Pendapatan yang Sah (20 s.d 21)		36.299.500.000,00	37.676.808.014,00	103,79	35.302.634.597,00
23	JUMLAH PENDAPATAN (7 + 18 + 22)		23.613.056.128.000,00	23.703.174.631.507,00	100,38	19.632.577.136.889,70
24	BELANJA					
25	BELANJA OPERASI					
26	Belanja Pegawai	5.1.2.1.1	6.212.586.843.000,00	6.092.077.750.317,00	98,06	2.567.876.390.675,00
27	Belanja Barang	5.1.2.1.2	3.784.187.865.000,00	3.381.260.846.633,00	89,35	2.493.431.626.164,00
28	Belanja Hibah	5.1.2.1.3	5.099.260.775.000,00	4.953.383.281.751,00	97,14	5.246.848.624.464,00
29	Belanja Bantuan Sosial	5.1.2.1.4	242.865.000.000,00	238.268.220.000,00	98,11	36.531.500.000,00
30	Jumlah Belanja Operasi (26 s.d 29)		15.338.900.483.000,00	14.664.990.058.901,00	95,61	10.344.688.141.303,00
31	BELANJA MODAL					
32	Belanja Tanah	5.1.2.2.1	29.104.334.000,00	21.650.743.424,00	74,39	9.126.628.025,00
33	Belanja Peralatan dan Mesin	5.1.2.2.2	382.736.460.000,00	321.441.003.601,00	83,98	321.146.639.091,00
34	Belanja Gedung dan Bangunan	5.1.2.2.3	349.823.721.000,00	308.934.759.265,00	88,31	245.973.084.291,00
35	Belanja Jalan, Irigasi dan Jaringan	5.1.2.2.4	829.035.255.000,00	799.019.206.624,00	96,38	2.235.056.391.658,00
36	Belanja Aset Tetap Lainnya	5.1.2.2.5	3.044.961.000,00	2.794.491.050,00	91,77	3.821.647.345,00
37	Belanja Aset Tak Berwujud	5.1.2.2.6	777.510.000,00	757.880.500,00	97,48	553.790.000
38	Jumlah Belanja Modal (32 s.d 37)		1.594.522.221.000,00	1.454.598.084.464,00	91,22	2.815.678.180.450,00

NO	URAIAN	KEF	ANGGARAN 2017	REALISASI 2017	%	REALISASI 2016
39	BELANJA TAK TERDUGA					
40	Belanja Tidak Terduga	5.1.2.3	17.500.000.000,00	1.130.950.000,00	6,46	4.867.408.385,00
41	Jumlah Belanja Tidak Terduga (40)		17.500.000.000,00	1.130.950.000,00	6,46	4.867.408.385,00
42	JUMLAH BELANJA (30 + 38 + 41)		16.950.922.704.000,00	16.120.719.133.365,00	95,10	13.165.233.730.138,00
43	TRANSFER					
44	TRANSFER/BAGI HASIL PENDAPATAN KE KAB/KOTA					
45	Bagi Hasil Pajak kepada Kab/Kota	5.1.2.4.1	4.893.724.400.000,00	4.812.323.251.641,00	98,34	4.088.437.191.480,00
46	Bantuan Keuangan kepada Kab/Kota	5.1.2.4.2	1.590.424.350.000,00	1.440.905.070.748,00	90,60	1.971.149.375.365,00
47	Bantuan Keuangan kepada Desa	5.1.2.4.3	510.694.294.000,00	501.416.075.000,00	98,18	120.205.041.000,00
48	Bantuan Keuangan kepada Parpol	5.1.2.4.4	2.271.055.000,00	2.271.055.000,00	100,00	2.271.055.000,00
49	Bantuan Keuangan kepada Pemda Lain	5.1.2.4.5	7.142.200.000,00	7.078.433.000,00	99,11	7.078.433.000,00
50	Jumlah Transfer (45 s.d 49)		7.004.256.299.000,00	6.763.993.885.389,00	96,57	6.189.141.095.845,00
51	JUMLAH BELANJA DAN TRANSFER (42+50)		23.955.179.003.000,00	22.884.713.018.754,00	95,53	19.354.374.825.983,00
52	SURPLUS/DEFISIT (23 - 51)		(342.122.875.000,00)	818.461.612.753,00		278.202.310.906,68
53	PEMBIAYAAN					
54	PENERIMAAN PEMBIAYAAN DAERAH					
55	Penggunaan SILPA	5.1.4.1.1	646.122.875.000,00	646.122.875.159,00	100,00	416.830.292.562,00
56	Penerimaan Pinjaman Pokok Dana Talangan Pengisian Pangan	5.1.4.1.2	-	2.727.273,00	-	905.850.000,00
57	Penerimaan Pengembalian Dana Bergulir	5.1.4.1.3	-	450.037.323,00	-	184.421.690,00
58	Penerimaan Pembiayaan (55 s.d 57)		646.122.875.000,00	646.575.639.755,00	100,07	417.920.564.252,00
59	PENGELUARAN PEMBIAYAAN DAERAH					
60	Penyertaan Modal (investasi) Pemerintah Daerah	5.1.4.2.1	154.000.000.000,00	154.000.000.000,00	100,00	50.000.000.000,00
61	Pembekalan Dana Cadangan	5.1.4.2.2	150.000.000.000,00	150.000.000.000,00	-	-
62	Pengeluaran Pembiayaan (60 s.d 61)		304.000.000.000,00	304.000.000.000,00	100,00	50.000.000.000,00
63	Pembiayaan Neto (58 - 62)		342.122.875.000,00	342.575.639.755,00	100,13	367.920.564.252,00
64	Sisa Lebih Pembiayaan Anggaran (SILPA) (52 + 63)		-	1.161.037.252.508,00	-	646.122.875.158,68

* Lihat Catatan atas Laporan Keuangan yang merupakan bagian tidak terpisahkan dari Laporan Keuangan secara keseluruhan



Lampiran 3 LRA Provinsi Jawa Tengah tahun 2018 & 2019



PEMERINTAH PROVINSI JAWA TENGAH
LAPORAN REALISASI ANGGARAN PENDAPATAN DAN BELANJA DAERAH
 Untuk Tahun yang Berakhir Sampai Dengan 31 Desember 2019 dan 2018

(Dalam Ribu)

NO	URAIAN	REF	ANGGARAN 2019	REALISASI 2019	%	REALISASI 2018
1	PENDAPATAN					
2	PENDAPATAN ASLI DAERAH					
3	Pendapatan Pajak Daerah	5.1.1.1.1.1	11.999.332.158.000,00	11.951.919.325.383,00	99,60	11.507.119.643.262,00
4	Pendapatan Retribusi Daerah	5.1.1.1.1.2	121.453.464.000,00	114.861.058.851,00	94,57	104.870.144.923,00
5	Pendapatan Hasil Pengelolaan Kekayaan Daerah Yang Dipisahkan	5.1.1.1.1.3	512.701.752.000,00	512.701.993.939,00	100,00	459.626.767.964,00
6	Lain-lain Pendapatan Asli Daerah Yang Sah	5.1.1.1.1.4	1.854.846.170.000,00	1.858.296.524.083,00	100,19	1.640.219.481.700,34
7	Jumlah Pendapatan Asli Daerah		14.488.333.544.000,00	14.437.779.112.256,00	99,65	13.711.836.037.849,30
8	PENDAPATAN TRANSFER					
9	TRANSFER PEMERINTAH PUSAT- DANA PERIMBANGAN					
10	Dana Bagi Hasil Pajak	5.1.1.1.2.1.1	765.602.451.000,00	564.290.383.834,00	73,71	760.737.570.218,00
11	Dana Bagi Hasil Sumber Daya Alam	5.1.1.1.2.1.2	20.663.205.000,00	11.677.937.800,00	56,52	8.712.350.806,00
12	Dana Alokasi Umum	5.1.1.1.2.1.3	3.784.512.513.000,00	3.784.512.513.000,00	100,00	3.652.586.431.000,00
13	Dana Alokasi Khusus (fisik)	5.1.1.1.2.1.4	299.755.695.000,00	267.101.813.252,00	89,11	267.575.436.659,00
14	Dana Alokasi Khusus (non fisik)	5.1.1.1.2.1.5	6.896.199.659.000,00	6.707.320.412.787,00	97,26	6.244.165.043.013,00
15	Jumlah Transfer Pemerintah Pusat Dana Perimbangan		11.766.733.523.000,00	11.334.903.060.673,00	96,33	10.933.776.831.696,00
16	TRANSFER PEMERINTAH PUSAT -LAINNYA					
17	Dana Insentif Daerah	5.1.1.1.2.2.1	62.388.421.000,00	62.388.421.000,00	100,00	33.500.000.000,00
18	Jumlah Transfer Pemerintah Pusat Lainnya		62.388.421.000,00	62.388.421.000,00	100,00	33.500.000.000,00
19	TRANSFER PEMERINTAH DAERAH -LAINNYA					
20	Pendapatan Bagi Hasil Lainnya	5.1.1.1.2.3.1	0,00	1.474.972.465,00	0,00	1.197.321.037,00
21	Jumlah Transfer Pemerintah Daerah Lainnya		0,00	1.474.972.465,00	0,00	1.197.321.037,00
22	Jumlah Pendapatan Transfer		11.829.121.944.000,00	11.398.766.454.138,00	96,36	10.968.474.152.733,00
23	LAIN-LAIN PENDAPATAN YANG SAH					
24	Pendapatan Hibah	5.1.1.1.3.1	23.184.000.000,00	23.184.000.000,00	100,00	22.008.000.000,00
25	Jumlah Lain-Lain Pendapatan yang Sah		23.184.000.000,00	23.184.000.000,00	100,00	22.008.000.000,00
26	JUMLAH PENDAPATAN		26.340.639.488.000,00	25.859.729.566.394,00	98,17	24.702.318.190.582,30
27	BELANJA					
28	BELANJA OPERASI					
29	Belanja Pegawai	5.1.2.1.1	6.868.030.507.000,00	6.591.903.141.578,00	95,98	6.468.261.263.572,00
30	Belanja Barang	5.1.2.1.2	4.996.045.454.000,00	4.561.258.248.847,00	91,30	4.042.705.957.394,00
31	Belanja Hibah	5.1.2.1.3	5.351.634.443.000,00	5.155.826.080.751,00	96,34	5.150.000.983.920,00
32	Belanja Bantuan Sosial	5.1.2.1.4	45.235.750.000,00	44.325.750.000,00	97,99	41.442.950.000,00
33	Jumlah Belanja Operasi		17.260.946.154.000,00	16.353.313.221.176,00	94,74	15.702.411.154.886,00
34	BELANJA MODAL					
35	Belanja Tanah	5.1.2.2.1	178.664.741.000,00	170.898.817.539,00	95,65	25.931.283.415,00
36	Belanja Peralatan dan Mesin	5.1.2.2.2	886.351.575.000,00	682.250.074.435,00	76,97	578.372.832.490,00
37	Belanja Gedung dan Bangunan	5.1.2.2.3	569.273.334.000,00	539.370.887.071,00	94,75	349.657.564.473,00
38	Belanja Jalan, Irigasi dan Jaringan	5.1.2.2.4	601.697.966.000,00	566.705.770.028,00	94,18	598.655.967.923,00
39	Belanja Aset Tetap Lainnya	5.1.2.2.5	138.608.379.000,00	135.952.776.902,00	98,08	128.797.833.067,00
40	Belanja Aset Tak Berwujud	5.1.2.2.6	6.524.179.000,00	5.287.521.000,00	81,05	336.825.000,00
41	Jumlah Belanja Modal		2.381.120.174.000,00	2.100.465.846.975,00	88,21	1.681.752.306.368,00

NO	URAIAN	REF	ANGGARAN 2019	REALISASI 2019	%	REALISASI 2018
42	BELANJA TAK TERDUGA					
43	Belanja Tidak Terduga	5.1.2.3	23.000.000.000,00	2.662.431.206,00	11,58	13.118.505.530,00
44	Jumlah Belanja Tidak Terduga		23.000.000.000,00	2.662.431.206,00	11,58	13.118.505.530,00
45	JUMLAH BELANJA		19.665.066.328.000,00	18.456.441.499.357,00	93,85	17.397.281.966.784,00
46	TRANSFER					
47	TRANSFER/BAGI HASIL PENDAPATAN KE KAB/KOTA					
48	Bagi Hasil Pajak kepada Kab/Kota	5.1.2.4.1	5.489.857.856.000,00	5.248.472.302.270,00	95,60	4.971.230.606.896,00
49	Bantuan Keuangan kepada Kab/Kota	5.1.2.4.2	1.177.017.762.000,00	1.050.916.112.049,00	89,29	1.187.190.486.179,00
50	Bantuan Keuangan kepada Desa	5.1.2.4.3	1.380.085.335.000,00	1.360.971.049.000,00	98,61	894.607.765.980,00
51	Bantuan Keuangan kepada Parpol	5.1.2.4.4	24.911.954.000,00	19.767.399.599,00	79,35	19.466.159.000,00
52	Bantuan Keuangan kepada Pemda Lain	5.1.2.4.5	14.000.000.000,00	14.000.000.000,00	100,00	8.855.572.500,00
53	Jumlah Transfer		8.085.872.907.000,00	7.694.126.862.918,00	95,16	7.081.350.590.555,00
54	JUMLAH BELANJA DAN TRANSFER		27.750.939.235.000,00	26.150.568.362.275,00	94,23	24.478.632.557.339,00
55	SURPLUS/DEFISIT		(1.410.299.747.000,00)	(290.838.795.881,00)	20,62	223.685.633.243,34
56	PEMBIAYAAN					
57	PENERIMAAN PEMBIAYAAN DAERAH					
58	Penggunaan SILPA	5.1.4.1.1	1.612.602.481.000,00	1.612.602.481.841,00	100,00	1.156.338.690.485,20
59	Pencairan dana cadangan	5.1.4.1.2	0,00	0,00	0,00	350.000.000.000,00
60	Penerimaan Pengembalian Dana Bergulir	5.1.4.1.4	0,00	140.403.868,00	0,00	275.423.625,00
61	Pembiayaan dari sektor perbankan	5.1.4.1.5	93.033.717.000,00	18.033.716.056,00	19,38	22.302.734.488,00
62	Penerimaan Pembiayaan		1.705.636.198.000,00	1.630.776.601.765,00	95,61	1.528.916.848.598,20
63	PENGELUARAN PEMBIAYAAN DAERAH					
64	Penyertaan Modal (investasi) Pemerintah Daerah	5.1.4.2.1	180.000.000.000,00	180.000.000.000,00	100,00	140.000.000.000,00
65	Pembayaran Pokok Pinjaman Kepada Bank	5.1.4.2.2	115.336.451.000,00	40.336.450.544,00	34,97	0,00
66	Pengeluaran Pembiayaan		295.336.451.000,00	220.336.450.544,00	74,61	140.000.000.000,00
67	Pembiayaan Netto		1.410.299.747.000,00	1.410.440.151.221,00	100,01	1.388.916.848.598,20
68	Sisa Lebih Pembiayaan Anggaran (SILPA)	5.1.5	0,00	1.119.601.355.340,00	0,00	1.612.602.481.841,54

* Lihat Catatan atas Laporan Keuangan yang merupakan bagian tidak terpisahkan dari Laporan Keuangan secara keseluruhan.



Lampiran 4 LRA Provinsi Jawa Tengah tahun 2020



PEMERINTAH PROVINSI JAWA TENGAH
LAPORAN REALISASI ANGGARAN PENDAPATAN DAN BELANJA DAERAH

Untuk Tahun yang Berakhir Sampai Dengan 31 Desember 2020 dan 2019

NO	URAIAN	REF	ANGGARAN Tahun 2020	REALISASI Tahun 2020	%	REALISASI Tahun 2019
1	2	3	4	5	6	7
1	PENDAPATAN - LRA					
2	PENDAPATAN ASLI DAERAH (PAD) - LRA					
3	Pendapatan Pajak Daerah - Lra	5.1.1.1.1.1	12,007,135,432,000.00	11,139,173,309,780.00	92.77	11,951,919,535,383.00
4	Pendapatan Retribusi Daerah - Lra	5.1.1.1.1.2	93,728,474,000.00	93,279,121,699.00	99.52	114,861,058,851.00
5	Pendapatan Hasil Pengelolaan Kekayaan Daerah Yang Dipisahkan - Lra	5.1.1.1.1.3	528,788,165,000.00	530,091,029,137.00	100.25	512,701,993,939.00
6	Lain-lain Pad Yang Sah - Lra	5.1.1.1.1.4	1,637,432,751,000.00	1,905,738,818,239.00	116.39	1,858,431,648,225.00
7	Jumlah Pendapatan Asli Daerah (pad) - Lra		14,267,084,822,000.00	13,668,282,278,855.00	95.80	14,437,914,236,398.00
8						
9	PENDAPATAN TRANSFER - LRA					
10	Pendapatan Transfer Pemerintah Pusat - Lra		11,896,302,626,000.00	11,632,787,041,293.00	97.78	11,334,903,060,673.00
11	Bagi Hasil Pajak - Lra	5.1.1.1.2.1.1	957,049,948,000.00	843,392,119,954.00	88.12	564,290,383,834.00
12	Bagi Hasil Bukan Pajak/sumber Daya Alam - Lra	5.1.1.1.2.1.2	13,336,741,000.00	16,888,016,587.00	126.63	11,677,937,800.00
13	Dana Alokasi Umum (dau) - Lra	5.1.1.1.2.1.3	3,460,064,369,000.00	3,438,709,973,000.00	99.38	3,784,512,513,000.00
14	Dana Alokasi Khusus (dak) Fisik - Lra	5.1.1.1.2.1.4	386,885,324,000.00	350,564,240,958.00	90.61	267,101,813,252.00
15	Dana Alokasi Khusus (dak) Non-fisik - Lra	5.1.1.1.2.1.5	7,078,966,244,000.00	6,983,232,690,794.00	98.65	6,707,320,412,787.00
16	Pendapatan Transfer Pemerintah Pusat - Lainnya - Lra		68,212,455,000.00	68,212,455,000.00	100.00	62,388,421,000.00
17	Dana Penyesuaian - Lra	5.1.1.1.2.2	68,212,455,000.00	68,212,455,000.00	100.00	62,388,421,000.00
18	Pendapatan Transfer Pemerintah Daerah Lainnya - Lra			1,102,159,000.00		1,390,419,865.00
19	Pendapatan Bagi Hasil Lainnya - Lra	5.1.1.1.2.3	-	1,102,159,000.00	-	1,390,419,865.00
20	Jumlah Pendapatan Transfer - Lra		11,964,515,081,000.00	11,702,101,655,293.00	97.81	11,398,681,901,538.00
21						
22	LAIN-LAIN PENDAPATAN DAERAH YANG SAH - LRA					
23	Pendapatan Hibah - Lra	5.1.1.1.3.1	23,652,000,000.00	23,352,000,000.00	98.73	23,184,000,000.00
24	Jumlah Lain-lain Pendapatan Daerah Yang Sah - Lra		23,652,000,000.00	23,352,000,000.00	98.73	23,184,000,000.00
25						
26	Jumlah Pendapatan - Lra		26,255,251,903,000.00	25,393,735,934,148.00	96.72	25,859,780,137,936.00
27	BELANJA					
28	BELANJA OPERASI					
29	Belanja Pegawai	5.1.2.1.1	6,698,242,058,000.00	6,483,761,623,794.00	96.80	6,591,903,141,578.00
30	Belanja Barang Dan Jasa	5.1.2.1.2	4,405,786,363,000.00	4,104,637,788,228.00	93.16	4,562,499,451,144.00
31	Belanja Hibah	5.1.2.1.3	5,761,071,145,000.00	5,593,181,623,109.00	97.09	5,155,826,080,751.00
32	Belanja Bantuan Sosial	5.1.2.1.4	48,292,000,000.00	42,407,250,000.00	87.81	44,325,750,000.00
33	Jumlah Belanja Operasi		16,913,391,556,000.00	16,223,988,285,131.00	95.92	16,354,554,423,473.00
34						
35	BELANJA MODAL					
36	Belanja Modal Pengadaan Tanah	5.1.2.2.1	14,703,769,000.00	14,338,900,293.00	97.52	170,898,817,539.00
37	Belanja Modal Pengadaan Peralatan Dan Mesin	5.1.2.2.2	509,897,318,000.00	494,933,371,196.00	97.07	680,097,965,905.00
38	Belanja Modal Pengadaan Gedung Dan Bangunan	5.1.2.2.3	216,372,410,000.00	195,773,603,473.00	90.48	539,370,887,071.00
39	Belanja Modal Pengadaan Jalan, Jembatan, Irigasi Dan Jaringan	5.1.2.2.4	193,270,690,000.00	177,713,123,124.00	91.95	566,705,770,028.00
40	Belanja Modal Pengadaan Aset Tetap Lainnya	5.1.2.2.5	122,200,465,000.00	113,376,388,074.00	92.78	137,358,163,317.00
41	Belanja Modal Pengadaan Aset Lainnya	5.1.2.2.6	1,089,100,000.00	859,119,000.00	78.88	5,287,521,000.00
42	Jumlah Belanja Modal		1,057,533,752,000.00	996,994,505,160.00	94.28	2,099,719,124,860.00
43						
44	BELANJA TAK TERDUGA					
45	Belanja Tak Terduga	5.1.2.3	1,834,243,841,000.00	1,783,884,978,571.00	97.25	2,662,431,206.00
46	Jumlah Belanja Tak Terduga		1,834,243,841,000.00	1,783,884,978,571.00	97.25	2,662,431,206.00
47						
48	Jumlah Belanja		19,805,169,149,000.00	19,004,867,768,862.00	95.96	18,456,935,979,539.00

NO	URAIAN	REF	ANGGARAN Tahun 2020	REALISASI Tahun 2020	%	REALISASI Tahun 2019
1	2	3	4	5	6	7
49	TRANSFER					
50	TRANSFER BAGI HASIL PENDAPATAN					
51	Transfer Bagi Hasil Pajak Daerah	5.1.2.4.1	5,399,670,659,000.00	4,633,245,749,888.00	85.81	5,248,472,302,270.00
52	Jumlah Transfer Bagi Hasil Pendapatan		5,399,670,659,000.00	4,633,245,749,888.00	85.81	5,248,472,302,270.00
53						
54	TRANSFER BANTUAN KEUANGAN					
55	Transfer Bantuan Keuangan Ke Kabupaten/Kota	5.1.2.4.2	981,881,906,000.00	845,543,195,241.00	86.11	1,050,496,112,049.00
56	Transfer Bantuan Keuangan Ke Desa	5.1.2.4.3	1,187,687,636,000.00	1,168,083,636,000.00	98.35	1,361,431,049,000.00
57	Transfer Bantuan Keuangan Kepada Parpol	5.1.2.4.4	-	-	-	19,767,399,599.00
58	Transfer Bantuan Keuangan Kepada Pemerintah Daerah Lainnya	5.1.2.4.5	-	-	-	14,000,000,000.00
59	Jumlah Transfer Bantuan Keuangan		2,169,569,542,000.00	2,013,626,831,241.00	92.81	2,445,654,560,648.00
60						
61	Jumlah Transfer		7,569,240,201,000.00	6,646,872,581,129.00	87.81	7,694,126,862,918.00
62	Jumlah Belanja dan Transfer		27,374,409,350,000.00	25,651,740,349,991.00	93.71	26,151,062,842,457.00
63						
64	SURPLUS/DEFISIT		(1,119,157,447,000.00)	(258,004,415,843.00)	23.05	(291,282,704,521.00)
65						
66	PEMBIAYAAN					
67	PENERIMAAN PEMBIAYAAN					
68	Penggunaan Silpa	5.1.4.1.1	1,119,157,447,000.00	1,119,095,687,470.00	99.99	1,612,602,481,841.00
69	Penerimaan Kembali Piutang	5.1.4.1.2	-	252,540,900.00	-	-
70	Penerimaan Kembali Investasi Non Permanen Lainnya	5.1.4.1.3	-	-	-	140,403,868.00
71	Pinjaman Dalam Negeri	5.1.4.1.4	-	-	-	18,033,716,056.00
72	Jumlah Penerimaan Pembiayaan		1,119,157,447,000.00	1,119,348,228,370.00	100.02	1,630,776,601,765.00
73						
74	PENGELUARAN PEMBIAYAAN					
75	Penyertaan Modal Pengadaan/Investasi Pemerintah Daerah	5.1.4.2.1	-	-	-	180,000,000,000.00
76	Pembayaran Pokok Pinjaman Dalam Negeri	5.1.4.2.2	-	-	-	40,336,450,544.00
77	Jumlah Pengeluaran Pembiayaan		-	-	-	220,336,450,544.00
78						
79	Jumlah Pembiayaan Netto		1,119,157,447,000.00	1,119,348,228,370.00	100.02	1,410,440,151,221.00
80	Sisa Lebih Pembiayaan Anggaran (SILPA)	5.1.5	-	861,343,812,527.00	-	1,119,157,446,700.00

* Lihat Catatan atas Laporan Keuangan yang merupakan bagian tidak terpisahkan dari Laporan Keuangan secara



Lampiran 5 SK Dosen Pembimbing

Surabaya, 05 Oktober 2021

No. : 655/IL3.AU/A/FE/2021
 Lamp. : -
 Hal : **Dosen Pembimbing Utama dan Pembimbing Pendamping**

Kepada Yth:

1. Ma'ruf Sya'ban, SE, M. Ak
 2. Gita Desi P. S. Pd., MM, MSA
- Di Tempat

Assalamu'alaikum Wr. Wb.

Sehubungan dengan telah dipenuhinya persyaratan penulisan skripsi, sebagai mana diatur dalam :

1. Peraturan Rektor no : 566.1 /PRN/IL3.AU.F/2014 – 03.09.2014, tentang pedoman Akademik Tahun 2014/2015 Universitas Muhammadiyah Surabaya, perihal penilaian hasil belajar point 4.5 (Tugas Akhir)
2. Surat Keputusan Dekan Fakultas Ekonomi UMSurabaya No : 68/ IL3.AU/A/Fak. Ekonomi/IX/2013 Tentang Pedoman Akademik Pelaksanaan Pendidikan Program Sarjana (S-1), Bab IV Point C.4 (Prosedur Penilaian Skripsi).

Maka dimohon perkenannya untuk menjadi pembimbing terhadap mahasiswa sebagai berikut :

Nama : Siti Imroatus Shofiah
 Nim : 20181220077
 Prodi : Akuntansi
 Judul Skripsi : Analisis anggaran dana desa (Studi kasus di Desa Sonorejo Blora Jawa Tengah

Pembimbing Utama : Ma'ruf Sya'ban, SE, M. Ak
 Pembimbing Pendamping : Gita Desi P. S. Pd., MM, MSA

Demikian, atas perhatian dan perkenannya disampaikan terimakasih

















Wassalamu'alaikumWr.Wb.

Zeni Rusmawati., S.Pd., M.Pd

Tembusan Yth, (Tanpa Lampiran):

1. Dekan
2. Kaprodi Akuntansi
3. Mahasiswa Yang Bersangkutan

Lampiran 6 Kartu Bimbingan Skripsi

No.	Tanggal	Topik	Saran/Komentar	Pembimbing	
1	2021-10-05	Konsultasi judul penelitian	Acc judul	MA'RUF SYA'BAN	
2	2021-10-05	Konsultasi judul penelitian	Acc judul dan membuat mapping penelitian terdahulu	Gita Desipradani	
3	2021-10-27	Pengajuan proposal penelitian bab 1	Acc Bab 1	MA'RUF SYA'BAN	
4	2021-11-02	Pengajuan proposal penelitian bab 1 setelah dari dospem 1	Acc Bab 1	Gita Desipradani	
5	2021-11-15	Pengajuan proposal penelitian bab II & III	diminta masukkan model regresinya	MA'RUF SYA'BAN	
6	2021-11-19	Proposal penelitian fix setelah revisi	Acc proposal penelitian bab 1-3	MA'RUF SYA'BAN	
7	2021-11-23	Pengajuan proposal penelitian bab II & III	Acc proposal penelitian bab 1-3	Gita Desipradani	
8	2022-03-18	Konsultasi operasional variabel	Dari referensi definisi menggunakan sesuai data yang ada	Gita Desipradani	
9	2022-04-24	Konsultasi bab iv gambaran objek penelitian	Profil umum gambaran objek penelitian menggunakan BPKAD	MA'RUF SYA'BAN	
10	2022-04-25	Pengajuan revisi proposal	ACC Revisi Proposal	MA'RUF SYA'BAN	
11	2022-05-06	Konsultasi ada permasalahan di data dengan objek penelitian Kabupaten Blora	Populasi dan sampel di ganti dengan Provinsi Jawa Tengah	Gita Desipradani	
12	2022-05-17	Membahas Progress Skripsi	Data sudah sesuai, bisa dilanjutkan	Gita Desipradani	
13	2022-05-22	Konsultasi hasil olah data SPSS		Gita Desipradani	
14	2022-06-12	Konsultasi keseluruhan skripsi	di bagian pembahasan mohon tambahkan hasil perbandingan dengan penelitian terdahulu	Gita Desipradani	
15	2022-06-18	Pengajuan skripsi full	ACC pendaftaran sidang skripsi	Gita Desipradani	
16	2022-06-19	Pengajuan acc skripsi sekaligus menjelaskan atas perubahan populasi dan sampel penelitian	Acc skripsi dan pendaftaran sidang	MA'RUF SYA'BAN	

Lampiran 7 Surat Keterangan Bebas Plagiasi

 um surabaya <small>UNIVERSITAS SEBELAS MAWAR SURABAYA</small>	Perpustakaan	ASLI
FM-009 PERPUS-07		
<u>SURAT KETERANGAN BUKTI BEBAS PLAGIASI</u>		
Naskah tugas akhir / skripsi / karya tulis / tesis*) yang diserahkan atas :		
N a m a	: SITI IMROATUS SHOFIAH	
N I M	: 20181220077	
Fakultas/Prodi	: Fakultas Ekonomi (S1) Akuntansi	
Alamat	: DESA SONOREJO RT 03/RW02 BLORA JAWA TENGAH	
Judul	: PENGARUH PENDAPATAN ASLI DAERAH, DANA ALOKASI UMUM DAN DANA ALOKASI KHUSUS TERHADAP BELANJA MODAL (Studi Kasus pada Kabupaten/Kota Provinsi Jawa Tengah Tahun 2016 -2020)	
telah diserahkan dan memenuhi kriteria batas maksimal yang sudah ditentukan.		
Petugas perpustakaan	Surabaya, 28 Juli 2022	Mahasiswa,
		
Putri Rokhmawati	SITI IMROATUS SHOFIAH	
 <p>Mengetahui, Kepala Perpustakaan  Drs. Yarno, M.Pd.</p>		
*) DILARANG KERAS MENYEBARLUASKAN FORM INI		

Lampiran 8 Endorsment Letter

**umsurabaya**
UNIVERSITAS MUHAMMADIYAH SURABAYA**Pusat
Bahasa****ENDORSEMENT LETTER**

793/PB-UMS/EL/VII/2022

This letter is to certify that the abstract of the thesis below:

Title : The Effect of Regional Original Income, General Allocation Funds and Special Allocation Funds on Capital Expenditures.
Student's name : Siti Imroatus Shofiah
Student ID Number : 20181220077
Study Program : Accounting, Undergraduate Study, Faculty of Economics and Business, Universitas Muhammadiyah Surabaya, Indonesia.

has been endorsed by Pusat Bahasa *UMSurabaya* for further approval by the examining committee of the Study Program.

Surabaya, July 28, 2022

Chair person,


Dr. Waode Hamsia, M.Pd

Lampiran 9 Lembar Pesetujuan Revisi






PANITIA UJIAN SKRIPSI STRATA - 1 (S-1)
FAKULTAS EKONOMI DAN BISNIS

DAFTAR PERBAIKAN SKRIPSI

Nama Mahasiswa : SITI IMROATUS SHOFAH
Noreg Mahasiswa : 20181220077
Jurusan : AKUNTANSI
Hari/Tanggal : Rabu, 27 Juli 2022

Kami telah menyetujui perbaikan/revisi atas skripsi mahasiswa tersebut diatas :

Nama Penguji	Tanda Tangan	Tanggal
<u>Drs. Ec. Sedjono, MM</u>		28/07/2022
<u>Ma'ruf Sya'ban, SE, M, Ak</u>		27/07/2022
<u>Gita Desi P. S. Pd, MM, MSA</u>		27/07/2022

Catatan

Setiap Mahasiswa membuat rangkap 3