

LAMPIRAN – LAMPIRAN

LAMPIRAN 1.**Data Arus Kas Operasi, Tingkat Hutang, Ukuran Perusahaan, Kepemilikan Institusional Pada Perusahaan Real Estate****Property Yang Terdaftar di BEI 2018 – 2022**

Kode	Tahun	Tot saham Institusi	Saham Bedar	Tot Aset	Tot Hutang	Arus Kas Operasi	AKO	TH	UP	KI
AMAN	2018	42.000.000	1.080.000.000	404.722.057	197.498.326	13.472.772	0,033	0,488	8,607	0,039
	2019	42.000.000	1.080.000.000	728.120.841	214.212.848	(1.275.465)	-0,002	0,294	8,862	0,039
	2020	130.000.000	3.873.500.000	799.397.510	208.345.614	(15.130.323)	-0,019	0,261	8,903	0,034
	2021	130.000.000	3.873.500.000	861.888.870	242.578.454	27.933.266	0,032	0,281	8,935	0,034
	2022	130.000.000	3.873.500.000	966.109.133	313.827.161	5.458.276	0,006	0,325	8,985	0,034
ASPI	2018	5.000.000	681.792.805	45.190.253.071	6.717.583.972	19.064.742.601	0,422	0,149	10,655	0,007
	2019	5.000.000	681.792.805	47.037.543.985	11.168.122.331	(1.981.551.656)	-0,042	0,237	10,672	0,007
	2020	5.000.000	681.792.805	99.903.703.388	29.339.769.387	(42.014.473.095)	-0,421	0,294	11,000	0,007
	2021	349.995.000	681.792.805	104.778.918.147	31.837.673.276	9.040.961.333	0,086	0,304	11,020	0,513
	2022	349.995.000	681.792.825	91.092.516.349	21.013.278.708	(7.767.985.876)	-0,085	0,231	10,959	0,513
ATAP	2018	950.000.000	1.250.000.000	77.937.436.716	22.986.094.321	9.086.432.765	0,117	0,295	10,892	0,760

	2019	950.000.000	1.250.000.000	89.826.611.239	42.299.433.558	6.946.542.654	0,077	0,471	10,953	0,760
	2020	950.000.000	1.250.000.000	100.138.039.699	26.911.314.093	(19.546.372.511)	-0,195	0,269	11,001	0,760
	2021	950.000.000	1.250.000.000	92.377.902.100	14.085.534.430	8.509.645.225	0,092	0,152	10,966	0,760
	2022	950.000.000	1.250.000.000	115.428.413.973	35.810.133.789	(5.648.188.169)	-0,049	0,310	11,062	0,760
ARMY	2018	4.659.112.300	8.187.500.000	1.513.669.666.232	320.723.018.568	(208.942.337.191)	-0,138	0,212	12,180	0,569
	2019	2.944.990.500	9.006.250.000	1.852.607.264.598	401.378.446.023	99.687.980.318	0,054	0,217	12,268	0,327
	2020	3.484.687.500	9.006.250.000	1.743.475.528.159	270.619.923.964	19.549.696.123	0,011	0,155	12,241	0,387
	2021	3.484.687.500	9.006.250.000	1.803.437.845.349	304.095.325.678	23.098.671.256	0,013	0,169	12,256	0,387
	2022	3.484.687.500	9.006.250.000	2.098.543.765.435	512.454.678.994	58.067.890.546	0,028	0,244	12,322	0,387
APLN	2018	6.869.000.000	19.364.561.700	29.583.829.904	17.454.997.921	(808.211.972)	-0,027	0,590	10,471	0,355
	2019	5.902.000.000	19.364.561.700	29.460.345.080	16.624.399.470	484.489.220	0,016	0,564	10,469	0,305
	2020	5.442.500.000	22.699.326.779	30.391.359.956	19.036.134.922	958.683.992	0,032	0,626	10,483	0,240
	2021	5.004.000.000	22.699.326.779	29.611.111.193	19.071.333.513	474.067.551	0,016	0,644	10,471	0,220
	2022	5.004.000.000	22.699.326.779	28.617.781.741	16.148.220.661	2.516.902.327	0,088	0,564	10,457	0,220
ASRI	2018	2.279.000.000	19.649.411.888	20.890.925.564	11.339.568.456	1.369.684.549	0,066	0,543	10,320	0,116
	2019	2.279.000.000	19.649.411.888	21.894.272.005	11.332.052.391	1.690.471.159	0,077	0,518	10,340	0,116

	2020	2.279.000.000	19.649.411.888	21.226.814.871	11.840.666.961	334.317.194	0,016	0,558	10,327	0,116
	2021	2.279.000.000	19.649.411.888	21.933.974.714	12.397.883.478	1.614.167.598	0,074	0,565	10,341	0,116
	2022	2.279.000.000	19.649.411.888	22.298.925.271	11.656.300.706	2.486.489.945	0,112	0,523	10,348	0,116
BAPA	2018	93.400.000	661.784.520	172.313.437.729	44.423.132.493	3.924.952.819	0,023	0,258	11,236	0,141
	2019	500.000.000	661.784.520	143.136.436.717	7.526.048.776	188.560.253	0,001	0,053	11,156	0,756
	2020	500.000.000	661.784.520	142.306.771.029	8.098.923.359	(1.260.334.615)	-0,009	0,057	11,153	0,756
	2021	500.000.000	661.784.520	139.570.998.335	7.171.085.839	(1.127.593.317)	-0,008	0,051	11,145	0,756
	2022	500.000.000	661.784.520	135.434.013.488	6.589.092.293	(2.377.065.023)	-0,018	0,049	11,132	0,756
BAPI	2018	920.000.000	1.600.000.000	273.036.330.214	262.058.697.967	(61.476.843.611)	-0,225	0,960	11,436	0,575
	2019	3.914.218.000	5.591.740.000	598.878.219.754	158.141.707.313	(330.108.995.696)	-0,551	0,264	11,777	0,700
	2020	3.914.218.000	5.591.740.006	626.301.225.193	197.568.262.765	(20.306.450.520)	-0,032	0,315	11,797	0,700
	2021	3.914.218.000	5.591.752.886	650.261.732.915	222.518.049.973	(980.531.801)	-0,002	0,342	11,813	0,700
	2022	3.914.218.000	5.591.752.886	675.938.123.857	322.884.543.832	(9.432.054.445)	-0,014	0,478	11,830	0,700
BBSS	2018	1.305.600.000	1.306.600.000	98.299.693.718	4.808.017.690	(18.704.551.849)	-0,190	0,049	10,993	0,999
	2019	3.500.000.000	4.800.000.000	107.362.210.157	4.561.032.964	4.415.166.756	0,041	0,042	11,031	0,729
	2020	6.999.950.000	4.800.000.000	256.020.467.272	4.368.604.670	(153.883.460.804)	-0,601	0,017	11,408	1,458

	2021	3.500.000.000	4.800.016.020	254.694.458.906	3.875.797.009	2.586.499.959	0,010	0,015	11,406	0,729
	2022	4.296.812.800	4.800.016.020	253.436.945.894	4.649.445.404	(371.580.179)	-0,001	0,018	11,404	0,895
BCIP	2018	231.100.000	1.429.915.525	849.799.701.092	439.430.278.694	9.534.368.701	0,011	0,517	11,929	0,162
	2019	327.284.100	1.429.915.525	867.065.425.451	433.530.491.804	(167.886.276)	0,000	0,500	11,938	0,229
	2020	410.075.400	1.429.915.525	909.264.462.663	462.672.453.925	7.192.151.571	0,008	0,509	11,959	0,287
	2021	138.574.400	1.429.915.525	887.073.065.396	440.374.923.594	79.124.075.750	0,089	0,496	11,948	0,097
	2022	138.574.400	1.429.915.525	884.034.513.122	420.288.826.352	789.100.805	0,001	0,475	11,946	0,097
BEST	2018	6.205.520.000	9.647.311.150	6.290.126.551.391	2.118.132.306.800	711.924.605.563	0,113	0,337	12,799	0,643
	2019	6.188.139.700	9.647.311.150	6.399.477.523.890	1.930.728.238.610	(24.268.524.620)	-0,004	0,302	12,806	0,641
	2020	6.163.354.400	9.647.311.150	6.282.180.229.732	1.925.523.126.081	195.247.805.545	0,031	0,307	12,798	0,639
	2021	6.149.173.400	9.647.311.150	6.048.212.385.412	1.752.315.039.995	(12.674.355.456)	-0,002	0,290	12,782	0,637
	2022	5.608.354.400	9.647.311.150	6.078.468.909.026	1.749.964.841.755	127.302.617.404	0,021	0,288	12,784	0,581
BIKA	2018	203.500.600	592.280.000	2.374.443.387.792	1.678.796.791.720	(140.994.069.753)	-0,059	0,707	12,376	0,344
	2019	203.500.600	592.280.000	2.333.636.785.839	1.674.921.852.871	(19.337.331.909)	-0,008	0,718	12,368	0,344
	2020	200.912.700	592.280.000	3.192.672.527.435	3.537.619.359.533	83.999.693.173	0,026	1,108	12,504	0,339

	2021	420.667.900	592.280.000	3.064.221.042.583	3.216.992.692.903	103.174.962.564	0,034	1,050	12,486	0,710
	2022	420.667.900	592.280.000	2.900.520.980.450	3.228.587.467.386	53.784.789.596	0,019	1,113	12,462	0,710
BIPP	2018	776.326.112	12.800.000.000	2.063.247.282.902	938.018.121.876	102.519.013.017	0,050	0,455	12,315	0,061
	2019	776.326.112	12.800.000.000	2.165.031.833.086	1.048.342.846.364	170.477.514.794	0,079	0,484	12,335	0,061
	2020	776.326.112	12.800.000.000	2.126.525.330.314	919.581.439.010	109.984.367.185	0,052	0,432	12,328	0,061
	2021	776.326.112	12.800.000.000	2.045.283.188.218	942.012.364.746	110.361.924.128	0,054	0,461	12,311	0,061
	2022	526.326.112	12.800.000.000	1.888.336.506.757	806.384.409.413	34.627.950.784	0,018	0,427	12,276	0,041
BKPP	2018	200.000.000	3.066.660.000	25.386.859.425.078	23.806.329.077.040	140.495.535	0,000	0,938	13,405	0,065
	2019	200.000.000	3.066.660.000	30.315.155.278.021	29.681.535.534.528	204.212.623	0,000	0,979	13,482	0,065
	2020	200.000.000	3.066.660.000	30.090.503.386.346	32.519.078.179.194	51.061.421	0,000	1,081	13,478	0,065
	2021	200.000.000	3.066.660.000	30.397.674.999.367	33.348.099.570.822	31.260.682	0,000	1,097	13,483	0,065
	2022	200.000.000	3.066.660.000	32.345.555.609.504	35.085.948.456.934	70.322.432	0,000	1,085	13,510	0,065
BKSL	2018	23.513.477.865	55.258.659.323	16.252.732.184.207	5.631.606.614.993	(815.645.578.099)	-0,050	0,347	13,211	0,426
	2019	23.513.477.865	55.258.666.481	17.275.272.609.213	6.578.349.800.074	502.432.676.517	0,029	0,381	13,237	0,426
	2020	35.338.370.746	67.083.561.082	18.371.229.973.821	8.121.131.006.426	#####	-0,083	0,442	13,264	0,527

	2021	35.338.370.746	67.083.561.082	16.654.989.388.161	6.168.939.794.466	(196.335.576.102)	-0,012	0,370	13,222	0,527
	2022	35.338.370.746	67.083.561.082	16.721.760.263.807	6.398.549.423.657	(261.652.276.994)	-0,016	0,383	13,223	0,527
BSDE	2018	11.585.196.480	19.246.696.192	52.101.492.204.552	21.814.594.254.302	1.616.680.418.950	0,031	0,419	13,717	0,602
	2019	11.576.357.380	19.246.696.192	54.540.978.397.964	20.915.564.099.313	2.016.997.906.950	0,037	0,383	13,737	0,601
	2020	13.729.106.000	21.171.365.812	60.862.926.586.750	26.391.824.110.926	1.464.349.026.164	0,024	0,434	13,784	0,648
	2021	13.866.609.100	21.171.365.812	61.469.712.165.656	25.575.995.151.814	3.305.687.034.045	0,054	0,416	13,789	0,655
	2022	14.639.748.500	21.171.365.812	64.999.403.480.787	26.953.967.352.972	3.091.638.015.054	0,048	0,415	13,813	0,691
CITY	2018	2.800.000.000	5.400.000.000	924.946.714.627	150.117.486.869	(315.686.909.890)	-0,341	0,162	11,966	0,519
	2019	4.851.276.870	5.402.681.154	918.879.892.813	112.161.715.898	(15.024.140.899)	-0,016	0,122	11,963	0,898
	2020	4.851.276.870	5.402.681.845	952.922.512.425	80.554.999.031	(3.054.005.146)	-0,003	0,085	11,979	0,898
	2021	3.286.276.870	5.405.188.966	951.332.974.900	76.993.446.135	10.877.244.119	0,011	0,081	11,978	0,608
	2022	3.286.276.870	5.405.188.966	933.973.335.744	79.333.531.760	7.573.429.659	0,008	0,085	11,970	0,608
CSIS	2018	1.100.000.000	1.307.000.000	404.491.423.669	188.851.262.832	(21.110.019.264)	-0,052	0,467	11,607	0,842
	2019	1.045.600.000	1.307.000.000	472.484.542.685	266.092.029.525	(67.203.994.339)	-0,142	0,563	11,674	0,800
	2020	1.045.600.000	1.307.000.000	538.263.035.994	270.227.522.474	(3.335.785.150)	-0,006	0,502	11,731	0,800

	2021	1.045.600.000	1.307.000.000	526.136.140.616	239.158.814.425	28.119.004.452	0,053	0,455	11,721	0,800
	2022	1.045.600.000	1.307.000.000	546.666.448.170	236.219.079.779	(1.237.250.389)	-0,002	0,432	11,738	0,800
CTRR	2018	1.570.399.032	1.570.400.000	7.660.185.000.638	4.163.463.070.712	97.322.502.318	0,013	0,544	12,884	1,000
	2019	1.789.399.032	1.789.400.000	8.777.790.548.729	5.019.458.810.815	473.808.572.240	0,054	0,572	12,943	1,000
	2020	1.789.399.032	1.789.400.000	9.629.562.641.142	5.722.196.815.378	403.133.362.130	0,042	0,594	12,984	1,000
	2021	1.789.399.032	1.789.400.000	10.267.994.386.207	4.945.363.222.449	369.577.199.066	0,036	0,482	13,011	1,000
	2022	1.789.399.032	1.789.400.000	11.034.958.423.345	4.234.645.782.432	364.592.692.596	0,033	0,384	13,043	1,000
COWL	2018	4.559.167.943	4.871.214.021	3.733.012.257.460	2.814.731.509.951	4.070.543.070	0,001	0,754	12,572	0,936
	2019	4.559.167.943	4.871.214.021	2.550.516.100.811	2.569.795.481.920	(19.402.337.946)	-0,008	1,008	12,407	0,936
	2020	4.559.167.943	4.871.214.021	3.546.838.483.873	3.484.030.394.884	(3.028.456.322)	-0,001	0,982	12,550	0,936
	2021	4.559.167.943	4.871.214.021	4.087.839.493.821	3.903.219.239.322	23.458.738.223	0,006	0,955	12,611	0,936
	2022	4.559.167.943	4.871.214.021	4.348.923.947.584	4.213.949.493.491	5.694.938.283	0,001	0,969	12,638	0,936
CPRI	2018	1.732.500.000	2.433.375.000	158.641.454.933	32.007.274.210	(11.597.146.807)	-0,073	0,202	11,200	0,712
	2019	1.732.500.000	2.433.375.000	237.786.936.643	46.449.527.672	(48.038.589.912)	-0,202	0,195	11,376	0,712
	2020	1.732.500.000	2.433.375.005	220.322.350.603	32.125.803.513	(507.768.055)	-0,002	0,146	11,343	0,712

	2021	1.732.500.000	2.433.375.005	211.964.172.793	27.545.915.343	(710.234.876)	-0,003	0,130	11,326	0,712
	2022	1.732.500.000	2.433.375.005	222.345.433.394	26.004.985.324	1.289.399.485	0,006	0,117	11,347	0,712
CTRA	2018	8.716.333.730	18.560.303.397	34.289.017.000	17.644.741	1.043.561	0,000	0,001	10,535	0,470
	2019	8.716.333.730	18.560.303.397	36.196.024.000	18.434.456	979.826	0,000	0,001	10,559	0,470
	2020	9.794.373.998	18.560.303.397	39.255.187.000	21.797.659	1.213.679	0,000	0,001	10,594	0,528
	2021	9.882.123.998	18.560.303.397	40.688.411.000	21.274.214	3.625.210	0,000	0,001	10,609	0,532
	2022	9.882.123.998	18.560.303.397	41.902.382.000	20.989.450	3.759.340	0,000	0,001	10,622	0,532
DART	2018	1.411.887.848	3.141.390.962	6.905.286.394.000	3.329.371.379	(110.537.856.000)	-0,016	0,000	12,839	0,449
	2019	1.411.887.848	3.141.390.962	6.880.951.291.000	3.565.822.980	(234.305.058.000)	-0,034	0,001	12,838	0,449
	2020	1.411.887.848	3.141.390.962	6.656.120.982.000	3.742.012.201	(84.703.732.000)	-0,013	0,001	12,823	0,449
	2021	1.411.887.848	3.141.390.962	6.604.034.590.000	4.100.747.128	(149.787.211.000)	-0,023	0,001	12,820	0,449
	2022	1.411.887.848	3.141.390.962	6.462.680.097.000	4.380.333.825	(91.409.371.000)	-0,014	0,001	12,810	0,449
DILD	2018	3.225.374.925	10.365.854.185	14.215.535.191.206	7.699.882.620.129	(28.405.333.968)	-0,002	0,542	13,153	0,311
	2019	3.247.302.525	10.365.854.185	14.777.496.292.639	7.542.625.380.504	(503.573.027.006)	-0,034	0,510	13,170	0,313
	2020	5.492.769.788	10.365.854.185	15.701.872.562.921	9.652.623.140.002	29.247.349.647	0,002	0,615	13,196	0,530
	2021	3.751.165.756	10.365.854.185	16.460.004.827.627	10.412.628.100.009	779.027.162.591	0,047	0,633	13,216	0,362
	2022	4.972.566.822	10.365.854.185	16.351.848.378.006	10.136.195.422.586	(443.658.720.420)	-0,027	0,620	13,214	0,480

DMAS	2018	27.608.772.200	48.198.111.100	7.500.033.435.372	311.529.808.844	340.732.528.431	0,045	0,042	12,875	0,573
	2019	27.608.772.200	48.198.111.100	7.616.971.029.620	1.221.231.243.313	1.948.653.166.175	0,256	0,160	12,882	0,573
	2020	27.608.772.200	48.198.111.100	6.752.233.240.104	1.224.176.089.310	2.897.585.281.405	0,429	0,181	12,829	0,573
	2021	27.608.772.200	48.198.111.100	6.113.941.603.354	762.768.422.674	122.905.385.625	0,020	0,125	12,786	0,573
	2022	27.608.772.200	48.198.111.100	6.623.414.189.145	898.765.268.060	1.270.130.626.473	0,192	0,136	12,821	0,573
DUTI	2018	1.638.372.333	1.850.000.000	12.642.895.738.823	3.227.976.940.583	1.360.975.866.626	0,108	0,255	13,102	0,886
	2019	1.638.372.333	1.850.000.000	13.788.227.459.960	3.197.457.277.140	1.204.660.160.006	0,087	0,232	13,140	0,886
	2020	1.638.372.333	1.850.000.000	13.753.624.738.885	3.423.402.804.653	487.483.460.104	0,035	0,249	13,138	0,886
	2021	1.638.372.333	1.850.000.000	15.308.923.447.779	4.347.434.120.813	970.669.842.620	0,063	0,284	13,185	0,886
	2022	1.638.372.333	1.850.000.000	15.586.178.093.961	4.659.937.738.573	1.156.735.614.511	0,074	0,299	13,193	0,886
DADA	2018	1.638.372.333	1.850.000.000	232.985.732.345	5.934.323.843.298	1.398.989.438.132	6,005	25,471	11,367	0,886
	2019	4.995.000.000	5.030.000.000	245.285.371.195	142.995.898.672	23.613.701.301	0,096	0,583	11,390	0,993
	2020	4.995.000.000	7.177.000.000	587.156.156.898	249.315.209.903	(13.018.815.006)	-0,022	0,425	11,769	0,696
	2021	4.995.000.000	7.177.000.382	631.233.385.628	287.926.500.025	25.929.149.056	0,041	0,456	11,800	0,696
	2022	4.995.000.000	7.177.000.382	660.425.520.304	315.880.366.336	42.969.392.211	0,065	0,478	11,820	0,696

ELTY	2018	5.115.633.240	43.522.000.000	13.606.180.006.238	3.946.607.867.564	(58.072.766.832)	-0,004	0,290	13,134	0,118
	2019	2.228.000.000	43.522.000.000	12.329.520.357.728	3.519.571.183.711	(9.717.606.344)	-0,001	0,285	13,091	0,051
	2020	2.228.000.000	43.522.000.000	11.823.436.000.000	3.387.644.000.000	(54.416.000.000)	-0,005	0,287	13,073	0,051
	2021	2.228.000.000	43.522.000.000	11.681.203.000.000	3.533.568.000.000	13.757.000.000	0,001	0,303	13,067	0,051
	2022	2.228.000.000	43.522.000.000	12.003.437.000.000	3.673.432.000.000	15.094.000.000	0,001	0,306	13,079	0,051
EMDE	2018	2.468.165.320	3.350.000.000	2.096.614.260.152	1.292.022.707.779	(199.100.240.113)	-0,095	0,616	12,322	0,737
	2019	2.468.165.320	3.350.000.000	2.143.944.238.265	1.371.713.130.382	(63.938.219.454)	-0,030	0,640	12,331	0,737
	2020	2.468.165.320	3.350.000.000	2.454.054.273.495	1.905.692.754.656	(39.248.306.673)	-0,016	0,777	12,390	0,737
	2021	2.468.165.320	3.350.000.000	3.728.638.990.780	2.033.688.077.681	13.411.642.182	0,004	0,545	12,572	0,737
	2022	2.468.165.320	3.350.000.000	3.743.751.737.058	2.117.499.934.233	(12.859.463.581)	-0,003	0,566	12,573	0,737
FMII	2018	1.270.000.000	2.721.000.000	940.955.391.343	265.462.614.782	32.020.108.672	0,034	0,282	11,974	0,467
	2019	1.270.000.000	2.721.000.000	891.866.986.266	264.399.707.766	14.587.104.668	0,016	0,296	11,950	0,467
	2020	1.270.000.000	2.721.000.000	870.707.453.070	245.524.649.894	(11.426.596.611)	-0,013	0,282	11,940	0,467
	2021	1.270.000.000	2.721.000.000	869.030.674.625	233.332.307.567	15.366.535.222	0,018	0,268	11,939	0,467
	2022	1.270.000.000	2.721.000.000	752.865.843.071	100.867.958.685	9.172.971.165	0,012	0,134	11,877	0,467

FORZ	2018	895.880.200	1.972.896.387	708.089.333.727	426.639.689.724	(128.654.956.089)	-0,182	0,603	11,850	0,454
	2019	278.000.000	1.984.009.887	725.628.430.824	439.796.931.412	(61.275.584.204)	-0,084	0,606	11,861	0,140
	2020	278.000.000	1.984.009.887	783.948.391.812	479.839.819.313	(30.984.953.434)	-0,040	0,612	11,894	0,140
	2021	278.000.000	1.984.009.887	893.819.323.433	503.213.182.334	(24.378.413.234)	-0,027	0,563	11,951	0,140
	2022	278.000.000	1.984.009.887	903.430.899.283	698.391.834.013	1.989.932.149	0,002	0,773	11,956	0,140
GAMA	2018	2.403.000.000	10.011.027.656	1.372.352.219.092	272.660.250.727	43.732.373.077	0,032	0,199	12,137	0,240
	2019	2.403.000.000	10.011.027.656	1.388.656.626.702	286.859.719.622	(12.957.149.358)	-0,009	0,207	12,143	0,240
	2020	2.403.000.000	10.011.027.656	1.405.034.478.226	316.567.761.309	375.168.782	0,000	0,225	12,148	0,240
	2021	2.403.000.000	10.011.027.656	1.381.974.197.844	311.332.809.477	(38.539.665.718)	-0,028	0,225	12,140	0,240
	2022	2.403.000.000	10.011.027.656	1.834.381.981.933	389.897.371.433	(40.873.813.232)	-0,022	0,213	12,263	0,240
GMTD	2018	66.000.000.000	101.538.000.000	1.252.862.156.022	488.790.826.773	7.853.305.718	0,006	0,390	12,098	0,650
	2019	66.000.000.000	101.538.000.000	1.107.518.134.867	417.348.795.064	5.941.308.937	0,005	0,377	12,044	0,650
	2020	66.000.000.000	101.538.000.000	987.323.142.096	402.384.335.106	2.020.709.835	0,002	0,408	11,994	0,650
	2021	66.000.000.000	101.538.000.000	1.072.934.636.699	515.861.813.615	70.420.571.462	0,066	0,481	12,031	0,650
	2022	66.000.000.000	101.538.000.000	1.160.940.485.132	594.503.930.604	(23.554.795.284)	-0,020	0,512	12,065	0,650

GPRA	2018	3.340.330.243	4.276.655.336	1.536.453.590.418	454.440.028.598	11.716.163.726	0,008	0,296	12,187	0,781
	2019	3.296.007.887	4.276.655.336	1.705.918.986.765	673.167.523.724	2.903.342.268	0,002	0,395	12,232	0,771
	2020	3.269.533.387	4.276.655.336	1.727.361.676.947	674.113.858.270	41.243.859.271	0,024	0,390	12,237	0,765
	2021	2.948.998.787	4.276.655.336	1.760.551.462.449	654.638.555.294	132.664.388.039	0,075	0,372	12,246	0,690
	2022	3.341.635.487	4.276.655.336	1.781.355.644.223	602.857.333.624	75.999.566.602	0,043	0,338	12,251	0,781
GWSA	2018	2.251.860.000	7.800.760.000	7.491.033.825.272	597.490.070.576	(145.615.316.186)	-0,019	0,080	12,875	0,289
	2019	2.251.860.000	7.800.760.000	7.688.298.885.243	666.873.091.028	(167.908.867.346)	-0,022	0,087	12,886	0,289
	2020	2.251.860.000	7.800.760.000	7.543.459.452.387	575.037.098.734	(135.917.653.720)	-0,018	0,076	12,878	0,289
	2021	2.251.860.000	7.800.760.000	7.558.387.262.329	563.139.596.371	(174.431.599.849)	-0,023	0,075	12,878	0,289
	2022	2.251.860.000	7.800.760.000	7.788.405.536.526	761.793.933.285	(282.450.293.032)	-0,036	0,098	12,891	0,289
HOMI	2018	409.500.000	787.500.000	120.374.134.130	79.319.483.135	(40.891.341.312)	-0,340	0,659	11,081	0,520
	2019	409.500.000	787.500.000	145.936.442.967	89.153.376.174	(28.562.003.876)	-0,196	0,611	11,164	0,520
	2020	409.500.000	787.500.000	234.755.380.515	120.358.430.070	(6.397.500.566)	-0,027	0,513	11,371	0,520
	2021	409.500.000	787.500.000	265.809.234.206	145.908.301.262	16.991.914.547	0,064	0,549	11,425	0,520
	2022	819.000.000	1.575.000.000	265.322.673.542	138.397.781.663	14.551.162.782	0,055	0,522	11,424	0,520

INDO	2018	469.480.000	344.728.000.000	845.428.938.434	109.084.313.364	(50.398.193.132)	-0,060	0,129	11,927	0,001
	2019	469.480.000	344.728.000.000	950.642.771.308	125.236.451.417	(36.883.705.963)	-0,039	0,132	11,978	0,001
	2020	861.820.000	4.309.100.000	968.396.392.751	2.550.402.145	(116.713.226.513)	-0,121	0,003	11,986	0,200
	2021	389.131.005	4.316.404.405	980.668.268.510	1.927.235.221	1.979.929.309	0,002	0,002	11,992	0,090
	2022	455.567.853	4.382.841.253	980.544.177.714	2.235.949.447	828.573.168	0,001	0,002	11,991	0,104
INPP	2018	10.930.474.064	11.181.971.732	6.964.734.840.779	2.608.374.670.866	193.103.048.142	0,028	0,375	12,843	0,978
	2019	10.930.474.064	11.181.971.732	7.989.904.868.957	1.658.261.945.713	131.347.984.386	0,016	0,208	12,903	0,978
	2020	10.930.474.064	11.181.971.732	7.657.106.251.566	1.885.064.829.152	(11.463.193.894)	-0,001	0,246	12,884	0,978
	2021	10.930.474.064	11.181.971.732	8.970.902.805.505	3.274.357.557.173	156.319.057.299	0,017	0,365	12,953	0,978
	2022	10.930.474.064	11.181.971.732	9.163.821.178.882	3.423.931.216.118	337.513.573.583	0,037	0,374	12,962	0,978
JRPT	2018	10.641.773.700	13.750.000.000	10.541.248.267	3.847.899.580	1.021.941.321	0,097	0,365	10,023	0,774
	2019	10.673.034.800	13.750.000.000	11.164.935.100	3.762.437.184	437.029.964	0,039	0,337	10,048	0,776
	2020	10.673.034.800	13.750.000.000	11.481.521.265	3.606.436.882	629.710.812	0,055	0,314	10,060	0,776
	2021	8.744.075.000	13.750.000.000	11.748.147.834	3.594.354.650	858.451.619	0,073	0,306	10,070	0,636
	2022	8.744.075.000	13.750.000.000	12.251.800.500	3.619.754.827	990.441.047	0,081	0,295	10,088	0,636
KIJA	2018	1.942.984.572	20.824.888.369	11.783.772.244.027	5.731.263.365.834	132.870.560.546	0,011	0,486	13,071	0,093

	2019	2.457.916.572	20.824.888.369	12.184.611.579.312	5.877.596.349.996	371.076.723.360	0,030	0,482	13,086	0,118
	2020	2.437.884.372	20.824.888.369	12.200.175.979.870	5.939.921.471.289	446.813.763.469	0,037	0,487	13,086	0,117
	2021	2.437.884.372	20.824.888.369	12.292.090.330.026	5.920.079.958.943	335.479.241.697	0,027	0,482	13,090	0,117
	2022	2.400.359.372	20.824.888.369	13.110.459.383.600	6.605.083.823.533	627.875.586.401	0,048	0,504	13,118	0,115
KOTA	2018	8.205.000.000	8.205.000.000	1.227.412.890.445	380.766.619.165	35.908.997.781	0,029	0,310	12,089	1,000
	2019	9.068.490.400	10.488.809.600	1.476.008.700.144	187.481.329.697	18.630.786.146	0,013	0,127	12,169	0,865
	2020	6.071.965.073	10.546.043.868	1.574.527.771.753	301.155.232.148	(59.166.459.347)	-0,038	0,191	12,197	0,576
	2021	5.401.740.573	10.546.185.701	1.560.279.964.723	301.012.329.910	3.174.265.177	0,002	0,193	12,193	0,512
	2022	5.401.740.573	10.546.185.701	1.542.045.324.032	303.763.121.272	4.469.333.486	0,003	0,197	12,188	0,512
KBAG	2018	85.000.000	100.000.000	251.842.574.686	78.283.769.306	(8.230.366.651)	-0,033	0,311	11,401	0,850
	2019	85.000.000	100.000.000	251.842.574.686	78.283.769.306	(20.045.522.251)	-0,080	0,311	11,401	0,850
	2020	3.170.766.700	7.150.000.106	463.491.459.004	81.038.905.732	13.397.024.751	0,029	0,175	11,666	0,443
	2021	3.715.766.700	7.150.001.691	458.744.601.288	77.243.842.432	(20.045.522.251)	-0,044	0,168	11,662	0,520
	2022	3.215.766.700	7.150.001.691	443.422.913.606	53.394.262.317	13.397.024.751	0,030	0,120	11,647	0,450
LAND	2018	2.019.320.000	2.792.620.000	686.389.440.336	147.470.753.395	(31.523.629.675)	-0,046	0,215	11,837	0,723

	2019	2.019.320.000	2.792.620.000	732.960.439.427	227.578.769.522	(37.256.514.960)	-0,051	0,310	11,865	0,723
	2020	2.019.320.000	2.792.620.000	755.728.123.635	268.307.023.961	4.035.255.004	0,005	0,355	11,878	0,723
	2021	2.019.320.000	2.792.620.000	406.536.043.622	188.340.276.811	(28.160.064.400)	-0,069	0,463	11,609	0,723
	2022	2.019.320.000	2.792.620.000	508.938.413.432	208.237.283.145	(25.989.381.313)	-0,051	0,409	11,707	0,723
LCGP	2018	710.650.900	5.630.000.914	1.648.862.748.218	46.077.146.229	1.345.937.118	0,001	0,028	12,217	0,126
	2019	710.650.900	5.630.000.914	1.635.334.094.506	39.744.197.953	(6.789.678.271)	-0,004	0,024	12,214	0,126
	2020	710.650.900	5.630.000.914	1.633.544.160.547	39.706.228.610	116.677.921	0,000	0,024	12,213	0,126
	2021	710.650.900	5.630.000.914	1.660.390.874.694	51.533.513.571	(12.277.002.342)	-0,007	0,031	12,220	0,126
	2022	710.650.900	5.630.000.914	1.883.841.313.433	63.413.841.346	(1.232.933.432)	-0,001	0,034	12,275	0,126
LCPK	2018	375.022.000	696.000.000	8.589.827	1.695.594	(475.306)	-0,055	0,197	6,934	0,539
	2019	2.165.811.178	2.679.600.000	12.219.228	1.336.706	(248.099)	-0,020	0,109	7,087	0,808
	2020	2.165.811.178	2.679.600.000	9.719.570	3.140.408	(692.629)	-0,071	0,323	6,988	0,808
	2021	2.165.811.178	2.679.600.000	9.134.537	2.727.591	84.726	0,009	0,299	6,961	0,808
	2022	2.165.811.178	2.679.600.000	9.349.613	2.654.442	(86.753)	-0,009	0,284	6,971	0,808
LPKR	2018	14.118.957.788	23.077.689.619	49.806.410	24.336.392	(1.955.605)	-0,039	0,489	7,697	0,612
	2019	38.747.600.555	70.898.018.369	55.079.585	20.703.246	(4.538.962)	-0,082	0,376	7,741	0,547

	2020	38.747.600.555	70.898.018.369	51.865.480	28.291.825	(2.373.039)	-0,046	0,545	7,715	0,547
	2021	36.227.693.578	70.898.018.369	52.080.936	29.594.927	1.627.995	0,031	0,568	7,717	0,511
	2022	36.227.693.578	70.898.018.369	49.870.897	30.731.006	(235.055)	-0,005	0,616	7,698	0,511
LPLI	2018	901.895.976	1.170.432.803	1.311.731.000	301.397.000	(40.885.000)	-0,031	0,230	9,118	0,771
	2019	901.895.976	1.170.432.803	1.004.419.000	207.648.000	(23.700.000)	-0,024	0,207	9,002	0,771
	2020	901.895.976	1.170.432.803	935.197.000	195.934.000	(27.829.000)	-0,030	0,210	8,971	0,771
	2021	826.895.976	1.170.432.803	974.069.000	12.195.000	(37.584.000)	-0,039	0,013	8,989	0,706
	2022	826.895.976	1.170.432.803	1.125.536.000	14.159.000	(14.166.000)	-0,013	0,013	9,051	0,706
MDLN	2018	4.750.374.882	12.533.067.322	15.227.479.982.230	8.397.680.558.019	(68.101.952.601)	-0,004	0,551	13,183	0,379
	2019	5.636.582.306	12.533.067.322	15.814.662.723.217	9.832.713.696.319	350.309.192.188	0,022	0,622	13,199	0,450
	2020	5.626.629.522	12.533.067.322	14.850.039.389.857	10.629.831.146.672	(127.076.579.258)	-0,009	0,716	13,172	0,449
	2021	4.800.285.515	12.533.067.322	14.539.539.040.795	10.355.441.282.714	86.467.822.658	0,006	0,712	13,163	0,383
	2022	4.041.407.780	12.533.067.322	13.528.168.874.943	9.302.635.472.833	(535.171.810.759)	-0,040	0,688	13,131	0,322
MKPI	2018	730.775.281	948.194.000	7.008.254.843.361	1.776.589.738.461	773.917.401.605	0,110	0,253	12,846	0,771
	2019	730.775.281	948.194.000	7.275.234.517.578	1.771.631.581.519	882.176.701.105	0,121	0,244	12,862	0,771

	2020	738.160.781	948.194.000	7.622.918.065.733	2.015.619.366.153	406.979.906.375	0,053	0,264	12,882	0,778
	2021	738.174.781	948.194.000	7.994.282.432.092	2.157.944.970.302	753.106.871.434	0,094	0,270	12,903	0,779
	2022	738.174.781	948.194.000	8.155.939.004.812	1.726.321.957.737	1.110.016.332.485	0,136	0,212	12,911	0,779
MTSM	2018	188.474.724	232.848.000	75.129.492.493	12.411.791.057	(5.490.356.361)	-0,073	0,165	10,876	0,809
	2019	188.474.724	232.848.000	76.461.609.634	22.995.604.425	(3.842.573.990)	-0,050	0,301	10,883	0,809
	2020	188.474.724	232.848.000	72.921.362.051	27.817.215.164	(6.633.694.502)	-0,091	0,381	10,863	0,809
	2021	188.474.724	232.848.000	69.927.105.928	27.228.089.007	575.416.147	0,008	0,389	10,845	0,809
	2022	188.474.724	232.848.000	61.883.551.310	25.598.023.852	(5.477.875.333)	-0,089	0,414	10,792	0,809
MMLP	2018	4.649.926.303	6.889.134.608	6.091.322.807	783.095.982	136.242.936	0,022	0,129	9,785	0,675
	2019	4.649.926.303	6.889.134.608	6.755.553.584	1.128.774.113	139.170.920	0,021	0,167	9,830	0,675
	2020	4.649.926.303	6.889.134.608	6.726.005.150	963.467.166	7.229.805	0,001	0,143	9,828	0,675
	2021	4.649.926.303	6.889.134.608	5.363.669.399	693.479.770	(15.754.298)	-0,003	0,129	9,729	0,675
	2022	4.649.926.303	6.889.134.608	5.834.173.133	730.283.432	(108.431.343)	-0,019	0,125	9,766	0,675
MPRO	2018	1.378.575.000	9.942.500.000	2.050.319.647	721.568.276	(70.400.724)	-0,034	0,352	9,312	0,139
	2019	1.378.575.000	9.942.500.000	1.767.366.064	411.643.774	(243.205.535)	-0,138	0,233	9,247	0,139
	2020	1.378.575.000	9.942.500.000	1.770.238.845	401.816.572	(8.368.267)	-0,005	0,227	9,248	0,139

	2021	1.378.575.000	9.942.500.000	1.762.114.841	407.517.539	(10.918.343)	-0,006	0,231	9,246	0,139
	2022	1.378.575.000	9.942.500.000	1.725.176.255	399.652.279	(37.717.016)	-0,022	0,232	9,237	0,139
MTLA	2018	5.680.473.803	7.655.126.330	5.193.962.740	1.755.200.333	526.456.489	0,101	0,338	9,715	0,742
	2019	5.680.473.803	7.655.126.330	6.107.364	2.257.513	441.045	0,072	0,370	6,786	0,742
	2020	5.680.473.803	7.655.126.330	5.932.483	1.855.546	145.631	0,025	0,313	6,773	0,742
	2021	4.020.570.253	7.655.126.330	6.409.548	2.003.374	661.660	0,103	0,313	6,807	0,525
	2022	4.020.570.253	7.655.126.330	6.735.895	1.981.223	586.019	0,087	0,294	6,828	0,525
MYRX	2018	4.235.683.500	2.179.865.469.050	5.723.420.360.339	861.812.237.324	(198.446.903.168)	-0,035	0,151	12,758	0,002
	2019	4.235.683.500	2.179.865.469.050	8.298.894.990.882	1.977.050.652.510	(10.904.019.702)	-0,001	0,238	12,919	0,002
	2020	4.235.683.500	2.179.865.469.050	8.410.268.542.375	2.396.355.541.497	564.551.783.134	0,067	0,285	12,925	0,002
	2021	4.235.683.500	2.179.865.469.050	10.008.169.293.650	3.046.007.262.472	77.792.857.305	0,008	0,304	13,000	0,002
	2022	4.235.683.500	2.179.865.469.050	11.625.186.862.977	3.700.746.491.765	364.060.206.610	0,031	0,318	13,065	0,002
NIRO	2018	13.124.462.500	22.198.871.804	7.555.705.400.512	1.440.688.937.326	#####	-0,138	0,191	12,878	0,591
	2019	13.124.462.500	22.198.871.804	8.238.835.052.515	1.800.514.797.893	#####	-0,235	0,219	12,916	0,591
	2020	13.124.462.500	22.198.871.804	10.608.390.520.541	4.019.064.322.188	(301.475.868.298)	-0,028	0,379	13,026	0,591
	2021	11.321.426.619	22.198.871.804	11.691.071.599.377	5.263.849.675.728	(295.679.471.553)	-0,025	0,450	13,068	0,510
	2022	16.703.543.680	22.198.871.804	12.930.967.694.757	6.842.019.184.618	33.117.788.752	0,003	0,529	13,112	0,752

NZIA	2018	151.600.000	347.200.000	474.846.012.216	74.721.648.113	14.396.414.000	0,030	0,157	11,677	0,437
	2019	758.000.000	2.197.538.000	659.066.106.591	150.840.021.079	4.918.264.812	0,007	0,229	11,819	0,345
	2020	758.000.000	2.197.540.705	663.378.054.003	154.875.436.623	23.491.968.809	0,035	0,233	11,822	0,345
	2021	758.000.000	2.197.540.705	633.543.391.000	122.172.014.040	33.516.821.558	0,053	0,193	11,802	0,345
	2022	758.000.000	2.197.540.705	605.500.645.195	92.722.724.763	12.283.044.908	0,020	0,153	11,782	0,345
MORE	2018	3.725.296	700.000.000	8.936.391	7.509.598	2.807.000	0,314	0,840	6,951	0,005
	2019	3.725.296	700.000.000	10.446.519	10.160.043	4.319.000	0,413	0,973	7,019	0,005
	2020	3.725.296	700.000.000	10.555.106	10.731.074	2.209.000	0,209	1,017	7,023	0,005
	2021	3.725.296	700.000.000	11.478.713.000	10.962.982	5.585.000.000	0,487	0,001	10,060	0,005
	2022	3.725.296	700.000.000	11.934.353	11.209.856	17.102.000	1,433	0,939	7,077	0,005
PAMG	2018	1.456.789.020	3.125.000.000	525.775.134.369	148.826.083.328	11.586.572.497	0,022	0,283	11,721	0,466
	2019	1.456.789.020	3.125.000.000	587.496.783.729	145.747.780.781	(76.969.654.167)	-0,131	0,248	11,769	0,466
	2020	1.456.789.020	3.125.000.000	582.806.214.350	147.393.574.529	32.234.213.925	0,055	0,253	11,766	0,466
	2021	1.456.789.020	3.125.000.000	583.578.892.476	157.557.462.326	(960.560.334)	-0,002	0,270	11,766	0,466
	2022	1.456.789.020	3.125.000.000	582.565.037.552	159.757.005.714	1.766.177.208	0,003	0,274	11,765	0,466

PLIN	2018	2.713.720.800	3.550.000.000	5.043.925.604	3.811.773.076	568.046.732	0,113	0,756	9,703	0,764
	2019	3.385.457.530	3.550.000.000	12.548.031.316	972.457.079	608.051.398	0,048	0,077	10,099	0,954
	2020	3.429.674.130	3.550.000.000	11.815.911.491	1.162.324.697	(32.346.187)	-0,003	0,098	10,072	0,966
	2021	3.429.674.130	3.550.000.000	11.971.692.555	1.174.237.380	361.097.811	0,030	0,098	10,078	0,966
	2022	3.429.674.130	3.550.000.000	12.369.620.391	1.324.547.597	631.792.164	0,051	0,107	10,092	0,966
POLI	2018	1.145.000.000	1.146.000.000	1.674.842.023.217	1.458.159.390.219	141.042.940.258	0,084	0,871	12,224	0,999
	2019	824.974.699	2.010.526.400	2.325.578.782.725	649.959.008.442	146.714.441.697	0,063	0,279	12,367	0,410
	2020	824.974.699	2.010.526.400	2.473.039.414.917	780.478.933.365	40.572.168.385	0,016	0,316	12,393	0,410
	2021	824.972.899	2.010.526.400	2.440.573.927.925	708.818.433.520	94.228.502.205	0,039	0,290	12,387	0,410
	2022	824.972.899	2.010.526.400	2.583.234.248.023	683.099.929.963	130.097.510.671	0,050	0,264	12,412	0,410
POLL	2018	999.000	7.071.000.000	3.312.521.388.980	2.227.163.097.324	(21.002.428.813)	-0,006	0,672	12,520	0,000
	2019	7.071.000.000	8.318.823.600	4.924.226.692.249	1.801.915.455.180	(337.082.757.341)	-0,068	0,366	12,692	0,850
	2020	7.071.000.000	8.318.823.600	5.034.839.189.302	2.038.983.943.141	(10.782.738.728)	-0,002	0,405	12,702	0,850
	2021	7.071.000.000	8.318.823.600	5.232.343.181.312	2.298.394.313.143	(17.989.384.132)	-0,003	0,439	12,719	0,850
	2022	7.071.000.000	8.318.823.600	5.793.948.131.404	2.794.985.242.434	(490.183.928.321)	-0,085	0,482	12,763	0,850
POSA	2018	6.683.870.000	8.388.870.005	974.902.004.049	813.217.783.696	(17.040.017.634)	-0,017	0,834	11,989	0,797

	2019	6.661.486.000	8.388.870.005	1.052.001.351.749	791.667.990.910	(163.537.531.103)	-0,155	0,753	12,022	0,794
	2020	6.661.486.000	8.388.870.005	976.480.109.573	852.517.654.759	7.001.843.342	0,007	0,873	11,990	0,794
	2021	6.661.486.000	8.388.870.206	908.417.331.069	925.015.705.169	13.146.527.728	0,014	1,018	11,958	0,794
	2022	6.661.486.000	8.388.870.206	862.192.739.447	999.513.230.538	20.248.093.922	0,023	1,159	11,936	0,794
PPRO	2018	40.103.222.320	61.675.671.883	16.475.720.486.285	10.657.152.475.402	77.920.829.002	0,005	0,647	13,217	0,650
	2019	40.103.222.320	61.675.671.883	18.006.178.568.569	13.485.057.754.312	(199.672.713.724)	-0,011	0,749	13,255	0,650
	2020	40.103.222.320	61.675.671.883	18.588.970.471.992	14.044.750.475.360	(486.489.881.177)	-0,026	0,756	13,269	0,650
	2021	40.103.222.320	61.675.671.883	21.086.427.083.575	16.588.283.290.255	106.810.932.705	0,005	0,787	13,324	0,650
	2022	40.103.222.320	61.675.671.883	21.812.999.448.669	17.257.435.445.777	(209.472.732.202)	-0,010	0,791	13,339	0,650
PUDP	2018	146.772.841	329.560.000	489.530.579.233	151.354.742.889	(23.848.927.530)	-0,049	0,309	11,690	0,445
	2019	146.772.841	329.560.000	539.915.871.769	198.826.311.691	(13.491.344.493)	-0,025	0,368	11,732	0,445
	2020	146.772.841	329.560.000	521.632.597.211	204.280.317.915	(4.796.014.431)	-0,009	0,392	11,717	0,445
	2021	146.772.841	329.560.000	492.003.943.529	190.546.059.153	(11.012.612.250)	-0,022	0,387	11,692	0,445
	2022	146.772.841	329.560.000	651.369.072.120	70.130.902.724	391.806.865.527	0,602	0,108	11,814	0,445
PWON	2018	33.077.598.400	48.159.602.400	25.018.080.224	9.706.398.758	2.364.842.640	0,095	0,388	10,398	0,687

	2019	33.077.598.400	48.159.602.400	26.095.153.343	7.999.510.286	1.770.398.006	0,068	0,307	10,417	0,687
	2020	33.077.598.400	48.159.602.400	26.458.805.377	8.860.110.106	1.419.103.967	0,054	0,335	10,423	0,687
	2021	33.077.598.400	48.159.602.400	28.866.081.129	9.687.642.670	2.238.566.096	0,078	0,336	10,460	0,687
	2022	33.077.598.400	48.159.602.400	30.602.179.916	9.883.903.905	2.719.573.422	0,089	0,323	10,486	0,687
RIMO	2018	381.325.050	2.753.165.000	851.949.796	604.121.359	25.869.745	0,030	0,709	8,930	0,139
	2019	381.325.050	2.753.165.000	854.228.765	609.035.054	15.120.676	0,018	0,713	8,932	0,139
	2020	381.325.050	2.753.165.000	827.237.179	665.488.035	12.745.356	0,015	0,804	8,918	0,139
	2021	381.325.050	2.753.165.000	1.036.704.159	679.815.042	60.486.977	0,058	0,656	9,016	0,139
	2022	381.325.050	2.753.165.000	1.500.893.433	803.432.421	80.348.321	0,054	0,535	9,176	0,139
ROCK	2018	454.654.350.225	17.150.000.000	5.321.180.855.541	1.085.709.809.612	389.343.686.991	0,073	0,204	12,726	26,510
	2019	454.654.350.225	17.150.000.000	5.920.169.803.449	1.177.675.527.585	483.562.258.825	0,082	0,199	12,772	26,510
	2020	454.654.350.225	17.150.000.000	7.247.063.894.294	2.024.821.339.896	309.286.244.180	0,043	0,279	12,860	26,510
	2021	454.654.350.225	17.150.000.000	7.189.816.371.434	1.677.057.743.660	550.420.528.855	0,077	0,233	12,857	26,510
	2022	454.654.350.225	17.150.000.000	7.483.398.983.433	1.802.382.989.934	208.343.878.713	0,028	0,241	12,874	26,510
REAL	2018	2.500.000	5.000.000	45.808.908.046	3.701.033.173	(1.546.768.350)	-0,034	0,081	10,661	0,500

	2019	4.132.640.000	6.633.610.151	352.565.515.823	3.701.033.173	6.061.630.042	0,017	0,010	11,547	0,623
	2020	4.132.640.000	6.633.610.151	352.590.228.523	2.608.820.964	305.393.345	0,001	0,007	11,547	0,623
	2021	4.132.640.000	6.633.610.151	353.731.723.320	2.492.305.309	32.615.595	0,000	0,007	11,549	0,623
	2022	4.132.640.000	6.633.610.151	352.269.524.066	814.437.215	(2.408.694.422)	-0,007	0,002	11,547	0,623
RBMS	2018	58.974.200	260.000.000	897.968.027.638	268.758.850.964	49.576.999.283	0,055	0,299	11,953	0,227
	2019	58.255.800	260.000.000	806.591.455.280	202.261.071.362	(16.738.695.544)	-0,021	0,251	11,907	0,224
	2020	58.255.800	260.000.000	760.445.865.842	200.695.757.269	5.734.911.309	0,008	0,264	11,881	0,224
	2021	28.255.800	260.000.000	771.096.800.598	214.953.290.839	22.027.583.404	0,029	0,279	11,887	0,109
	2022	28.255.800	260.000.000	717.606.761.078	198.940.136.778	5.453.136.405	0,008	0,277	11,856	0,109
RDTX	2018	201.503.500	268.800.000	2.526.489.781.165	213.066.766.537	256.245.052.520	0,101	0,084	12,403	0,750
	2019	201.503.500	268.800.000	2.795.788.452.762	271.083.812.343	268.804.968.488	0,096	0,097	12,447	0,750
	2020	201.503.500	268.800.000	2.971.061.771.714	234.410.089.039	204.833.735.572	0,069	0,079	12,473	0,750
	2021	201.503.500	268.800.000	3.161.105.356.526	256.434.333.798	300.274.794.356	0,095	0,081	12,500	0,750
	2022	38.998.500	268.800.000	3.387.321.004.206	414.789.785.669	419.364.098.225	0,124	0,122	12,530	0,145
RODA	2018	3.597.568.900	13.592.128.209	3.988.656.612.638	1.264.022.882.885	(129.386.108.516)	-0,032	0,317	12,601	0,265
	2019	3.597.568.900	13.592.128.209	3.911.163.391.136	1.479.255.937.710	(72.300.391.062)	-0,018	0,378	12,592	0,265

	2020	3.597.568.900	13.592.128.209	4.098.399.943.888	1.843.298.736.459	(34.389.232)	0,000	0,450	12,613	0,265
	2021	3.597.568.900	13.592.128.209	4.309.448.332.445	2.103.854.566.778	(837.433.989.234)	-0,194	0,488	12,634	0,265
	2022	3.597.568.900	13.592.128.209	5.088.499.834.054	2.673.958.473.211	(442.334.845)	0,000	0,525	12,707	0,265
SATU	2018	120.073.700	1.250.000.000	313.061.203.474	200.435.803.763	(23.818.489.154)	-0,076	0,640	11,496	0,096
	2019	120.073.700	1.250.000.000	282.277.251.510	182.840.191.197	(14.321.386.737)	-0,051	0,648	11,451	0,096
	2020	576.323.700	1.375.000.000	260.603.289.007	174.423.102.954	(13.989.335.527)	-0,054	0,669	11,416	0,419
	2021	456.250.000	1.375.000.000	259.460.426.775	190.320.812.080	(496.659.547)	-0,002	0,734	11,414	0,332
	2022	456.250.000	1.375.000.000	237.976.127.852	176.861.233.435	10.030.578.321	0,042	0,743	11,377	0,332
SCBD	2018	2.522.791	2.753.165.000	851.949.796	604.121.359	25.869.745	0,030	0,709	8,930	0,001
	2019	2.522.791	2.753.165.000	854.228.765	609.035.054	15.120.676	0,018	0,713	8,932	0,001
	2020	2.522.791	2.753.165.000	827.237.179	665.488.035	12.745.356	0,015	0,804	8,918	0,001
	2021	2.522.791	2.753.165.000	1.036.704.159	679.815.042	60.486.977	0,058	0,656	9,016	0,001
	2022	2.522.791	2.753.165.000	1.583.485.443	794.854.432	17.348.912	0,011	0,502	9,200	0,001
SDMD	2018	1.073.059	1.924.688.333	4.051.544	6.632.640	255.455	0,063	1,637	6,608	0,001
	2019	1.073.059	1.924.688.333	4.245.730	6.398.988	1.073.059	0,253	1,507	6,628	0,001

	2020	1.073.059	1.924.688.333	4.500.628	7.382.445	909.971	0,202	1,640	6,653	0,001
	2021	1.073.059	1.924.688.333	4.472.011	7.995.597	490.772	0,110	1,788	6,651	0,001
	2022	1.073.059	1.924.688.333	5.937.890	8.533.437	197.986	0,033	1,437	6,774	0,001
SMRA	2018	5.825.492.138	14.426.781.680	10.507.809.126	14.238.537.503	(119.021.218)	-0,011	1,355	10,022	0,404
	2019	5.825.492.138	14.426.781.680	24.441.657.276	14.990.297.354	504.743.778	0,021	0,613	10,388	0,404
	2020	5.825.492.138	14.426.781.680	24.922.534.224	15.836.845.684	(22.931.734)	-0,001	0,635	10,397	0,404
	2021	5.585.167.916	16.508.568.358	26.049.716.678	14.819.493.511	2.443.280.647	0,094	0,569	10,416	0,338
	2022	10.664.273.004	16.508.568.358	28.433.574.878	16.683.534.371	2.656.645.215	0,093	0,587	10,454	0,646
TARA	2018	3.259.019.800	10.069.645.750	1.122.279.225.842	69.225.452.233	(5.250.051.228)	-0,005	0,062	12,050	0,324
	2019	2.409.113.997	10.069.645.750	1.125.958.346.465	71.897.765.911	10.362.679.443	0,009	0,064	12,052	0,239
	2020	2.020.635.938	10.069.645.750	1.086.597.471.370	45.402.041.449	33.172.508.052	0,031	0,042	12,036	0,201
	2021	2.020.635.938	10.069.645.750	1.085.232.564.474	22.543.782.865	18.493.658.920	0,017	0,021	12,036	0,201
	2022	2.020.635.938	10.069.645.750	1.080.248.725.557	20.607.280.051	(3.973.359.917)	-0,004	0,019	12,034	0,201
TRIN	2018	1.804.000	3.280.000	1.596.171.343	1.092.120.466	(301.227.393)	-0,189	0,684	9,203	0,550
	2019	1.804.000	3.280.000	1.819.761.502	1.291.065.386	(222.828.342)	-0,122	0,709	9,260	0,550

	2020	3.280.000	4.373.364	1.472.164.984	765.513.292	(254.674.686)	-0,173	0,520	9,168	0,750
	2021	3.280.000	4.373.555	1.871.869.145	1.214.835.891	(169.757.434)	-0,091	0,649	9,272	0,750
	2022	3.743.859	4.404.476	2.076.978.640	1.434.907.753	(143.820.184)	-0,069	0,691	9,317	0,850
URBN	2018	2.561.409.999	3.203.660.000	1.022.351.229.000	338.700.000.000	(246.469.612.108)	-0,241	0,331	12,010	0,800
I	2019	2.561.409.999	3.203.660.000	1.622.298.113.795	541.285.067.978	97.963.372.222	0,060	0,334	12,210	0,800
	2020	2.401.409.999	3.232.122.586	2.336.951.970.804	1.070.731.581.250	(184.665.478.442)	-0,079	0,458	12,369	0,743
	2021	2.401.409.999	3.232.122.588	3.941.663.945.087	1.853.740.538.891	(551.210.424.551)	-0,140	0,470	12,596	0,743
	2022	2.401.409.999	3.232.122.640	4.055.436.445.514	2.032.538.906.308	(52.948.182)	0,000	0,501	12,608	0,743

Data Besaran Akrua, Volatilitas Penjualan Pada Perusahaan Real Estate Property Yang Terdaftar di BEI 2018 – 2022

Kode	Tahun	Tot Aset	Arus Kas Operasi	Tot Penjualan	Laba Bersih	BA	VP
AMAN	2018	404.722.057	13.472.772	264.872.722	32.352.159	0,047	0,162
	2019	728.120.841	(1.275.465)	96.206.544	11.961.112	0,018	0,903
	2020	799.397.510	(15.130.323)	89.548.973	16.231.256	0,039	0,822
	2021	861.888.870	27.933.266	100.601.055	30.282.784	0,003	0,763
	2022	966.109.133	5.458.276	137.940.281	34.531.399	0,030	0,680
ASPI	2018	45.190.253.071	19.064.742.601	36.467.554.545	2.277.835.385	-	0,272
	2019	47.037.543.985	(1.981.551.656)	7.816.721.848	(2.310.342.873)	0,007	0,261
	2020	99.903.703.388	(42.014.473.095)	1.942.555.361	(2.410.115.279)	0,396	0,123
	2021	104.778.918.147	9.040.961.333	6.107.732.728	(698.498.498)	-	0,117
	2022	91.092.516.349	(7.767.985.876)	9.813.812.959	(2.907.454.314)	0,053	0,135
ATAP	2018	77.937.436.716	9.086.432.765	50.356.224.333	3.023.423.843	-	0,248
	2019	89.826.611.239	6.946.542.654	93.598.530.287	19.745.550.513	0,142	0,216
	2020	100.138.039.699	(19.546.372.511)	40.309.472.225	3.391.105.309	0,229	0,193

	2021	92.377.902.100	8.509.645.225	55.019.322.393	5.523.720.887	-	0,032	0,210
	2022	115.428.413.973	(5.648.188.169)	42.519.322.393	2.152.363.165	-	0,068	0,168
ARMY	2018	1.513.669.666.232	(208.942.337.191)	191.218.025.517	56.610.183.053	-	0,175	0,034
	2019	1.852.607.264.598	99.687.980.318	89.441.634.262	17.969.031.379	-	0,044	0,027
	2020	1.743.475.528.159	19.549.696.123	66.074.134.117	21.619.390.622	-	0,001	0,029
	2021	1.803.437.845.349	23.098.671.256	44.054.321.043	25.096.453.678	-	0,001	0,028
	2022	2.098.543.765.435	58.067.890.546	80.765.345.654	56.093.456.548	-	0,001	0,024
APLN	2018	29.583.829.904	(808.211.972)	5.035.325.429	205.780.396	-	0,034	0,058
	2019	29.460.345.080	484.489.220	3.792.475.607	120.811.697	-	0,012	0,059
	2020	30.391.359.956	958.683.992	4.956.324.696	180.012.241	-	0,026	0,057
	2021	29.611.111.193	474.067.551	4.256.245.345	(485.227.632)	-	0,032	0,058
	2022	28.617.781.741	2.516.902.327	8.663.824.988	2.268.910.393	-	0,009	0,060
ASRI	2018	20.890.925.564	1.369.684.549	3.975.258.160	970.586.600	-	0,019	0,051
	2019	21.894.272.005	1.690.471.159	3.475.677.175	1.012.947.312	-	0,031	0,049
	2020	21.226.814.871	334.317.194	1.413.251.961	(1.036.617.865)	-	0,065	0,050

	2021	21.933.974.714	1.614.167.598	2.847.323.717	142.928.791	-	0,067	0,049
	2022	22.298.925.271	2.486.489.945	4.493.531.259	1.098.364.937	-	0,062	0,048
BAPA	2018	172.313.437.729	3.924.952.819	28.451.499.193	4.950.263.483	0,006	0,006	0,058
	2019	143.136.436.717	188.560.253	24.233.788.566	4.956.230.815	0,033	0,033	0,070
	2020	142.306.771.029	(1.260.334.615)	9.518.983.284	(3.737.826.580)	-	0,017	0,070
	2021	139.570.998.335	(1.127.593.317)	6.194.779.683	(2.052.255.452)	-	0,007	0,072
	2022	135.434.013.488	(2.377.065.023)	3.716.043.983	(3.712.072.464)	-	0,010	0,074
BAPI	2018	273.036.330.214	(61.476.843.611)	5.919.868.127	140.922.351	0,226	0,226	0,020
	2019	598.878.219.754	(330.108.995.696)	18.210.425.155	3.466.647.217	0,557	0,557	0,009
	2020	626.301.225.193	(20.306.450.520)	13.272.828.632	(2.456.842.599)	0,029	0,029	0,009
	2021	650.261.732.915	(980.531.801)	4.992.804.633	(1.016.507.793)	0,000	0,000	0,009
	2022	675.938.123.857	(9.432.054.445)	4.032.045.049	(1.385.949.434)	0,012	0,012	0,008
BBSS	2018	98.299.693.718	(18.704.551.849)	3.860.000.000	483.120.123	0,195	0,195	0,082
	2019	107.362.210.157	4.415.166.756	23.090.909.089	4.532.193.732	0,001	0,001	0,075
	2020	256.020.467.272	(153.883.460.804)	3.432.000.000	(512.878.724)	0,599	0,599	0,031

	2021	254.694.458.906	2.586.499.959	8.974.592.074	(1.094.508.876)	-	0,014	0,032
	2022	253.436.945.894	(371.580.179)	482.000.000	(1.810.683.043)	-	0,006	0,032
BCIP	2018	849.799.701.092	9.534.368.701	200.658.519.501	50.247.119.273	-	0,048	0,059
	2019	867.065.425.451	(167.886.276)	131.094.399.577	23.201.520.208	-	0,027	0,058
	2020	909.264.462.663	7.192.151.571	73.155.228.143	12.990.816.748	-	0,006	0,055
	2021	887.073.065.396	79.124.075.750	60.409.520.263	124.179.366	-	0,089	0,057
	2022	884.034.513.122	789.100.805	93.742.996.267	17.063.851.989	-	0,018	0,057
BEST	2018	6.290.126.551.391	711.924.605.563	962.801.481.480	422.536.948.687	-	0,046	0,051
	2019	6.399.477.523.890	(24.268.524.620)	950.545.546.999	380.152.937.259	-	0,063	0,050
	2020	6.282.180.229.732	195.247.805.545	242.320.700.845	(115.219.635.076)	-	0,049	0,051
	2021	6.048.212.385.412	(12.674.355.456)	229.835.755.986	(71.095.023.263)	-	0,010	0,053
	2022	6.078.468.909.026	127.302.617.404	542.834.010.731	33.729.572.546	-	0,015	0,053
BIKA	2018	2.374.443.387.792	(140.994.069.753)	482.386.824.523	(44.354.027.770)	-	0,041	0,060
	2019	2.333.636.785.839	(19.337.331.909)	407.818.436.673	(45.682.595.609)	-	0,011	0,061
	2020	3.192.672.527.435	83.999.693.173	135.317.894.251	(104.334.806.073)	-	0,059	0,045

	2021	3.064.221.042.583	103.174.962.564	517.130.621.986	194.564.034.960	0,030	0,046
	2022	2.900.520.980.450	53.784.789.596	504.204.354.504	(177.893.377.255)	- 0,080	0,049
BIPP	2018	2.063.247.282.902	102.519.013.017	130.613.332.148	(79.203.069.270)	- 0,088	0,062
	2019	2.165.031.833.086	170.477.514.794	359.062.749.459	4.822.404.616	- 0,077	0,059
	2020	2.126.525.330.314	109.984.367.185	529.839.404.669	94.063.094.416	- 0,007	0,060
	2021	2.045.283.188.218	110.361.924.128	293.991.355.499	17.043.157.013	- 0,046	0,063
	2022	1.888.336.506.757	34.627.950.784	327.320.863.485	22.212.330.445	- 0,007	0,068
BKPP	2018	25.386.859.425.078	140.495.535	15.655.499.866.493	645.029.449.105	0,025	0,192
	2019	30.315.155.278.021	204.212.623	15.307.860.220.494	665.048.421.529	0,022	0,161
	2020	30.090.503.386.346	51.061.421	5.527.073.239.415	6.971.660.953	0,000	0,162
	2021	30.397.674.999.367	31.260.682	4.444.746.863.338	8.062.416.533	0,000	0,160
	2022	32.345.555.609.504	70.322.432	7.034.556.432.193	15.043.873.212	0,000	0,151
BKSL	2018	16.252.732.184.207	(815.645.578.099)	1.316.805.554.419	368.591.316.449	0,073	0,018
	2019	17.275.272.609.213	502.432.676.517	951.421.027.715	68.928.077.412	- 0,025	0,017
	2020	18.371.229.973.821	(1.522.393.565.962)	451.847.226.952	(556.301.782.629)	0,053	0,016

	2021	16.654.989.388.161	(196.335.576.102)	910.709.348.365	229.270.350.880	0,026	0,017
	2022	16.721.760.263.807	(261.652.276.994)	672.300.266.688	(167.082.791.575)	0,006	0,017
BSDE	2018	52.101.492.204.552	1.616.680.418.950	6.628.782.185.008	1.701.817.694.927	0,002	0,027
	2019	54.540.978.397.964	2.016.997.906.950	7.084.864.038.574	3.130.076.103.452	0,020	0,026
	2020	60.862.926.586.750	1.464.349.026.164	6.180.589.086.059	486.257.814.158	- 0,016	0,023
	2021	61.469.712.165.656	3.305.687.034.045	7.654.802.250.986	1.538.840.956.173	- 0,029	0,023
	2022	64.999.403.480.787	3.091.638.015.054	10.235.479.955.727	2.656.885.590.302	- 0,007	0,022
CITY	2018	924.946.714.627	(315.686.909.890)	213.260.534.095	88.156.878.848	0,437	0,065
	2019	918.879.892.813	(15.024.140.899)	121.816.983.447	31.486.776.057	0,051	0,066
	2020	952.922.512.425	(3.054.005.146)	147.796.205.929	65.649.232.829	0,072	0,063
	2021	951.332.974.900	10.877.244.119	78.583.444.574	1.261.805.333	- 0,010	0,063
	2022	933.973.335.744	7.573.429.659	36.275.071.414	(21.279.375.357)	- 0,031	0,065
CSIS	2018	404.491.423.669	(21.110.019.264)	31.315.447.390	(32.177.917.412)	- 0,027	0,056
	2019	472.484.542.685	(67.203.994.339)	67.878.628.042	(9.258.212.633)	0,123	0,048
	2020	538.263.035.994	(3.335.785.150)	85.537.603.294	12.446.402.605	0,029	0,042

	2021	526.136.140.616	28.119.004.452	32.322.087.031	19.810.506.330	- 0,016	0,043
	2022	546.666.448.170	(1.237.250.389)	33.374.475.397	23.619.897.053	0,045	0,041
CTRR	2018	7.660.185.000.638	97.322.502.318	1.746.965.591.936	322.272.847.903	0,029	0,051
	2019	8.777.790.548.729	473.808.572.240	1.786.840.813.580	300.325.198.152	- 0,020	0,045
	2020	9.629.562.641.142	403.133.362.130	1.827.932.024.584	182.107.092.803	- 0,023	0,041
	2021	10.267.994.386.207	369.577.199.066	2.637.422.894.721	343.225.269.203	- 0,003	0,038
	2022	11.034.958.423.345	364.592.692.596	1.463.754.098.234	519.767.542.250	0,014	0,036
COWL	2018	3.733.012.257.460	4.070.543.070	418.168.913.163	(224.533.427.459)	- 0,061	0,022
	2019	2.550.516.100.811	(19.402.337.946)	461.082.871.379	(959.850.451.810)	- 0,369	0,032
	2020	3.546.838.483.873	(3.028.456.322)	593.039.432.234	(548.383.490.323)	- 0,154	0,023
	2021	4.087.839.493.821	23.458.738.223	348.555.553.623	(213.455.837.123)	- 0,058	0,020
	2022	4.348.923.947.584	5.694.938.283	412.738.394.432	102.394.573	- 0,001	0,019
CPRI	2018	158.641.454.933	(11.597.146.807)	2.248.892.320	(45.884.338.250)	- 0,216	0,004
	2019	237.786.936.643	(48.038.589.912)	2.969.040.875	(16.409.071.728)	0,133	0,003
	2020	220.322.350.603	(507.768.055)	3.725.737.875	(3.470.401.495)	- 0,013	0,003

	2021	211.964.172.793	(710.234.876)	3.554.157.242	(3.866.109.020)	0,015	0,003
	2022	222.345.433.394	1.289.399.485	4.094.877.474	3.245.774.932	0,009	0,003
CTRA	2018	34.289.017.000	1.043.561	7.670.405	1.302.702	0,000	0,025
	2019	36.196.024.000	979.826	7.608.237	1.283.281	0,000	0,023
	2020	39.255.187.000	1.213.679	8.070.737	1.370.686	0,000	0,021
	2021	40.688.411.000	3.625.210	9.729.651	2.087.716	0,000	0,021
	2022	41.902.382.000	3.759.340	9.126.799	2.003.028	0,000	0,020
DART	2018	6.905.286.394.000	(110.537.856.000)	379.418.062	13.121.021	0,016	0,009
	2019	6.880.951.291.000	(234.305.058.000)	461.440.807	(281.580.509)	0,034	0,009
	2020	6.656.120.982.000	(84.703.732.000)	324.131.001	(420.123.986)	0,013	0,009
	2021	6.604.034.590.000	(149.787.211.000)	290.570.233	(411.222.141)	0,023	0,009
	2022	6.462.680.097.000	(91.409.371.000)	330.155.372	(421.159.213)	0,014	0,009
DILD	2018	14.215.535.191.206	(28.405.333.968)	2.552.536.173.132	194.106.659.340	0,016	0,015
	2019	14.777.496.292.639	(503.573.027.006)	2.736.388.551.409	436.709.213.814	0,064	0,014
	2020	15.701.872.562.921	29.247.349.647	2.891.388.396.351	58.962.241.069	0,002	0,013

	2021	16.460.004.827.627	779.027.162.591	2.628.631.841.339	(29.065.195.094)	- 0,049	0,013
	2022	16.351.848.378.006	(443.658.720.420)	3.148.754.966.275	191.967.902.267	0,039	0,013
DMAS	2018	7.500.033.435.372	340.732.528.431	1.036.229.521.794	496.364.970.438	0,021	0,085
	2019	7.616.971.029.620	1.948.653.166.175	2.650.255.153.377	1.335.420.919.293	- 0,081	0,084
	2020	6.752.233.240.104	2.897.585.281.405	2.629.300.300.189	1.348.575.384.650	- 0,229	0,095
	2021	6.113.941.603.354	122.905.385.625	1.440.736.819.516	714.858.418.799	0,097	0,105
	2022	6.623.414.189.145	1.270.130.626.473	1.932.425.763.139	1.218.496.386.998	- 0,008	0,097
DUTI	2018	12.642.895.738.823	1.360.975.866.626	2.225.704.530.841	1.126.657.230.110	- 0,019	0,033
	2019	13.788.227.459.960	1.204.660.160.006	2.459.812.402.375	1.289.962.965.315	0,006	0,031
	2020	13.753.624.738.885	487.483.460.104	1.724.797.535.246	638.427.373.273	0,011	0,031
	2021	15.308.923.447.779	970.669.842.620	2.177.783.404.033	730.113.120.884	- 0,016	0,028
	2022	15.586.178.093.961	1.156.735.614.511	3.017.085.551.871	848.697.244.502	- 0,020	0,027
DADA	2018	232.985.732.345	1.398.989.438.132	3.298.349.389.134	880.384.313.134	- 2,226	5,528
	2019	245.285.371.195	23.613.701.301	112.482.957.188	5.362.021.327	- 0,074	5,251
	2020	587.156.156.898	(13.018.815.006)	92.792.423.483	11.165.515.298	0,041	2,194

	2021	631.233.385.628	25.929.149.056	80.469.806.499	5.087.365.030	-	0,033	2,041
	2022	660.425.520.304	42.969.392.211	30.007.170.203	890.204.967	-	0,064	1,950
ELTY	2018	13.606.180.006.238	(58.072.766.832)	1.096.389.373.607	2.726.725.583.414	-	0,205	0,012
	2019	12.329.520.357.728	(9.717.606.344)	977.548.208.323	(818.853.614.060)	-	0,066	0,013
	2020	11.823.436.000.000	(54.416.000.000)	616.211.000.000	(326.358.000.000)	-	0,023	0,014
	2021	11.681.203.000.000	13.757.000.000	784.410.000.000	(273.529.000.000)	-	0,025	0,014
	2022	12.003.437.000.000	15.094.000.000	844.524.000.000	(140.485.000.000)	-	0,013	0,014
EMDE	2018	2.096.614.260.152	(199.100.240.113)	227.645.690.310	16.095.009.620	-	0,103	0,022
	2019	2.143.944.238.265	(63.938.219.454)	165.189.625.230	(34.638.520.599)	-	0,014	0,021
	2020	2.454.054.273.495	(39.248.306.673)	85.684.403.962	(56.617.681.066)	-	0,007	0,019
	2021	3.728.638.990.780	13.411.642.182	173.510.721.755	1.034.201.610.092	-	0,274	0,012
	2022	3.743.751.737.058	(12.859.463.581)	153.441.610.795	(68.275.169.424)	-	0,015	0,012
FMI	2018	940.955.391.343	32.020.108.672	43.232.413.637	5.908.257.104	-	0,028	0,015
	2019	891.866.986.266	14.587.104.668	84.249.947.508	2.718.797.575	-	0,013	0,016
	2020	870.707.453.070	(11.426.596.611)	51.320.798.915	(1.481.751.003)	-	0,011	0,016

	2021	869.030.674.625	15.366.535.222	52.738.265.883	8.562.317.113	- 0,008	0,016
	2022	752.865.843.071	9.172.971.165	52.372.680.139	17.293.843.958	0,011	0,019
FORZ	2018	708.089.333.727	(128.654.956.089)	73.416.959.369	2.269.513.383	0,185	0,032
	2019	725.628.430.824	(61.275.584.204)	58.204.824.382	1.253.971.800	0,086	0,031
	2020	783.948.391.812	(30.984.953.434)	69.894.824.343	4.485.918.329	0,045	0,029
	2021	893.819.323.433	(24.378.413.234)	99.894.813.423	7.834.309.132	0,036	0,025
	2022	903.430.899.283	1.989.932.149	120.984.931.323	25.898.313.434	0,026	0,025
GAMA	2018	1.372.352.219.092	43.732.373.077	77.542.232.036	1.563.776.007	- 0,031	0,016
	2019	1.388.656.626.702	(12.957.149.358)	74.159.226.110	1.983.736.194	0,011	0,016
	2020	1.405.034.478.226	375.168.782	40.264.350.922	(13.238.238.305)	- 0,010	0,016
	2021	1.381.974.197.844	(38.539.665.718)	24.919.411.410	(17.873.669.612)	0,015	0,016
	2022	1.834.381.981.933	(40.873.813.232)	28.938.910.834	(15.989.341.324)	0,014	0,012
GMTD	2018	1.252.862.156.022	7.853.305.718	253.808.572.531	61.443.212.441	0,043	0,051
	2019	1.107.518.134.867	5.941.308.937	211.154.716.963	(70.115.543.611)	- 0,069	0,057
	2020	987.323.142.096	2.020.709.835	171.579.489.556	(105.950.046.766)	- 0,109	0,064

	2021	1.072.934.636.699	70.420.571.462	141.833.536.671	(27.376.369.761)	- 0,091	0,059
	2022	1.160.940.485.132	(23.554.795.284)	322.368.818.129	8.998.249.188	0,028	0,055
GPR	2018	1.536.453.590.418	11.716.163.726	435.573.970.378	50.425.199.916	0,025	0,029
	2019	1.705.918.986.765	2.903.342.268	397.699.225.488	55.222.657.634	0,031	0,026
	2020	1.727.361.676.947	41.243.859.271	323.797.082.016	34.752.426.451	- 0,004	0,026
	2021	1.760.551.462.449	132.664.388.039	446.749.184.612	49.537.431.683	- 0,047	0,025
	2022	1.781.355.644.223	75.999.566.602	370.376.407.242	76.356.236.772	0,000	0,025
GWSA	2018	7.491.033.825.272	(145.615.316.186)	134.413.022.080	210.570.439.177	0,048	0,005
	2019	7.688.298.885.243	(167.908.867.346)	74.777.404.766	127.336.785.461	0,038	0,005
	2020	7.543.459.452.387	(135.917.653.720)	32.332.146.290	(57.214.351.055)	0,010	0,005
	2021	7.558.387.262.329	(174.431.599.849)	47.833.682.344	19.987.783.770	0,026	0,005
	2022	7.788.405.536.526	(282.450.293.032)	57.039.668.930	30.692.507.577	0,040	0,005
HOMI	2018	120.374.134.130	(40.891.341.312)	28.938.432.120	1.459.582.042	0,352	0,161
	2019	145.936.442.967	(28.562.003.876)	31.699.102.918	3.977.789.353	0,223	0,133
	2020	234.755.380.515	(6.397.500.566)	28.839.344.166	1.250.018.273	0,033	0,083

	2021	265.809.234.206	16.991.914.547	62.895.985.398	5.363.772.499	-	0,044	0,073
	2022	265.322.673.542	14.551.162.782	74.323.254.468	7.022.211.935	-	0,028	0,073
INDO	2018	845.428.938.434	(50.398.193.132)	1.034.371.832	189.849.024.343	0,284	0,004	
	2019	950.642.771.308	(36.883.705.963)	2.662.590.910	421.142.772.693	0,482	0,004	
	2020	968.396.392.751	(116.713.226.513)	3.084.274.688	47.639.834.935	0,170	0,004	
	2021	980.668.268.510	1.979.929.309	7.514.219.633	8.598.932.859	0,007	0,004	
	2022	980.544.177.714	828.573.168	10.289.513.458	32.223.070.988	0,032	0,004	
INPP	2018	6.964.734.840.779	193.103.048.142	770.398.351.932	129.894.269.254	-	0,009	0,034
	2019	7.989.904.868.957	131.347.984.386	900.208.787.095	2.081.142.336.348	0,244	0,029	
	2020	7.657.106.251.566	(11.463.193.894)	397.049.609.531	(483.534.590.924)	-	0,062	0,031
	2021	8.970.902.805.505	156.319.057.299	427.677.089.386	(42.055.463.453)	-	0,022	0,026
	2022	9.163.821.178.882	337.513.573.583	955.541.184.718	69.492.222.999	-	0,029	0,026
JRPT	2018	10.541.248.267	1.021.941.321	2.330.550.693	1.049.745.761	0,003	0,009	
	2019	11.164.935.100	437.029.964	2.423.269.696	1.037.201.837	0,054	0,008	
	2020	11.481.521.265	629.710.812	2.184.941.986	1.013.418.153	0,033	0,008	

	2021	11.748.147.834	858.451.619	2.174.343.050	786.726.309	-	0,006	0,008
	2022	12.251.800.500	990.441.047	2.258.974.450	879.772.894	-	0,009	0,008
KIJA	2018	11.783.772.244.027	132.870.560.546	2.711.870.473.438	67.100.402.943	-	0,006	0,015
	2019	12.184.611.579.312	371.076.723.360	2.253.944.326.651	141.140.307.068	-	0,019	0,015
	2020	12.200.175.979.870	446.813.763.469	2.396.086.017.034	45.249.873.535	-	0,033	0,015
	2021	12.292.090.330.026	335.479.241.697	2.490.256.211.002	87.635.897.475	-	0,020	0,015
	2022	13.110.459.383.600	627.875.586.401	2.720.261.372.934	40.980.837.130	-	0,045	0,014
KOTA	2018	1.227.412.890.445	35.908.997.781	170.276.821.465	130.577.533.458	-	0,077	0,050
	2019	1.476.008.700.144	18.630.786.146	66.188.266.310	(7.382.869.701)	-	0,018	0,041
	2020	1.574.527.771.753	(59.166.459.347)	6.712.313.293	(29.481.857.458)	-	0,019	0,039
	2021	1.560.279.964.723	3.174.265.177	12.057.796.555	(15.204.603.163)	-	0,012	0,039
	2022	1.542.045.324.032	4.469.333.486	20.948.231.306	(21.061.511.858)	-	0,017	0,040
KBAG	2018	251.842.574.686	(8.230.366.651)	24.489.411.540	1.297.497.256	-	0,038	0,078
	2019	251.842.574.686	(20.045.522.251)	24.489.411.540	85.649.872.256	-	0,420	0,078
	2020	463.491.459.004	13.397.024.751	33.167.727.826	4.999.571.653	-	0,018	0,042

	2021	458.744.601.288	(20.045.522.251)	39.083.155.931	1.559.972.648	0,047	0,043
	2022	443.422.913.606	13.397.024.751	77.358.766.402	9.322.110.495	- 0,009	0,044
LAND	2018	686.389.440.336	(31.523.629.675)	67.492.602.150	24.004.735.550	0,081	0,056
	2019	732.960.439.427	(37.256.514.960)	145.247.718.862	28.765.667.306	0,090	0,053
	2020	755.728.123.635	4.035.255.004	27.226.572.869	(17.948.327.231)	- 0,029	0,051
	2021	406.536.043.622	(28.160.064.400)	63.494.837.753	12.720.793.222	0,101	0,095
	2022	508.938.413.432	(25.989.381.313)	70.348.718.371	13.989.384.132	0,079	0,076
LCGP	2018	1.648.862.748.218	1.345.937.118	8.510.693.983	(7.142.064.961)	- 0,005	0,001
	2019	1.635.334.094.506	(6.789.678.271)	6.844.216.933	(8.873.621.523)	- 0,001	0,001
	2020	1.633.544.160.547	116.677.921	2.000.000.000	(2.945.160.589)	- 0,002	0,001
	2021	1.660.390.874.694	(12.277.002.342)	6.000.349.314	(13.394.679.065)	- 0,001	0,001
	2022	1.883.841.313.433	(1.232.933.432)	5.908.831.343	323.143.143	0,001	0,001
LCPK	2018	8.589.827	(475.306)	2.209.581	2.220.722	0,314	0,035
	2019	12.219.228	(248.099)	1.694.809	384.032	0,052	0,025
	2020	9.719.570	(692.629)	1.844.373	(3.646.386)	- 0,304	0,031

	2021	9.134.537	84.726	1.844.739	140.369	0,006	0,033
	2022	9.349.613	(86.753)	1.267.725	302.814	0,042	0,033
LPKR	2018	49.806.410	(1.955.605)	12.460.224	1.726.085	0,074	0,036
	2019	55.079.585	(4.538.962)	12.320.248	(2.061.418)	0,045	0,032
	2020	51.865.480	(2.373.039)	11.966.299	(9.637.220)	-	0,034
	2021	52.080.936	1.627.995	16.529.816	(1.623.183)	0,062	0,034
	2022	49.870.897	(235.055)	14.808.570	(2.327.495)	-	0,035
LPLI	2018	1.311.731.000	(40.885.000)	83.375.000	(61.945.000)	0,016	0,021
	2019	1.004.419.000	(23.700.000)	37.678.000	(19.452.000)	0,004	0,027
	2020	935.197.000	(27.829.000)	14.937.000	(21.117.000)	0,007	0,029
	2021	974.069.000	(37.584.000)	6.210.000	348.262.000	0,396	0,028
	2022	1.125.536.000	(14.166.000)	22.021.000	38.673.000	0,047	0,024
MDLN	2018	15.227.479.982.230	(68.101.952.601)	2.003.942.438.159	25.265.863.861	0,006	0,034
	2019	15.814.662.723.217	350.309.192.188	1.407.895.413.646	(103.649.380.100)	-	0,033
	2020	14.850.039.389.857	(127.076.579.258)	633.703.029.365	(1.763.880.064.128)	-	0,035

	2021	14.539.539.040.795	86.467.822.658	1.881.938.198.148	(41.994.106.784)	- 0,009	0,036
	2022	13.528.168.874.943	(535.171.810.759)	965.631.164.008	20.170.729.245	0,041	0,039
MKPI	2018	7.008.254.843.361	773.917.401.605	2.217.086.119.506	1.018.559.539.819	0,035	0,055
	2019	7.275.234.517.578	882.176.701.105	1.872.934.497.082	614.639.392.159	- 0,037	0,053
	2020	7.622.918.065.733	406.979.906.375	1.219.793.949.348	231.113.916.843	- 0,023	0,050
	2021	7.994.282.432.092	753.106.871.434	1.318.001.428.423	324.669.719.210	- 0,054	0,048
	2022	8.155.939.004.812	1.110.016.332.485	1.950.931.780.269	701.335.731.285	- 0,050	0,047
MTSM	2018	75.129.492.493	(5.490.356.361)	28.051.942.672	(6.943.129.415)	- 0,019	0,040
	2019	76.461.609.634	(3.842.573.990)	29.614.763.971	(8.068.444.851)	- 0,055	0,040
	2020	72.921.362.051	(6.633.694.502)	22.905.174.633	(8.716.984.332)	- 0,029	0,042
	2021	69.927.105.928	575.416.147	27.015.774.778	(3.121.418.234)	- 0,053	0,043
	2022	61.883.551.310	(5.477.875.333)	21.747.242.062	(6.947.090.119)	- 0,024	0,049
MMLP	2018	6.091.322.807	136.242.936	299.234.087	281.313.117	0,024	0,009
	2019	6.755.553.584	139.170.920	333.987.373	273.821.192	0,020	0,008
	2020	6.726.005.150	7.229.805	336.776.801	(89.078.551)	- 0,014	0,008

	2021	5.363.669.399	(15.754.298)	208.794.196	293.064.581	0,058	0,010
	2022	5.834.173.133	(108.431.343)	228.483.981	345.123.289	0,078	0,009
MPRO	2018	2.050.319.647	(70.400.724)	42.419.068	(42.233.598)	0,014	0,038
	2019	1.767.366.064	(243.205.535)	236.190.246	47.566.552	0,165	0,045
	2020	1.770.238.845	(8.368.267)	127.195.488	12.773.503	0,012	0,044
	2021	1.762.114.841	(10.918.343)	66.958.886	(13.969.360)	0,002	0,045
	2022	1.725.176.255	(37.717.016)	14.462.704	(29.208.883)	0,005	0,046
MTLA	2018	5.193.962.740	526.456.489	1.378.861.622	507.227.779	0,004	0,106
	2019	6.107.364	441.045	1.403.758	487.622	0,008	90,225
	2020	5.932.483	145.631	1.110.650	286.307	0,024	92,884
	2021	6.409.548	661.660	1.199.074	380.666	0,044	85,971
	2022	6.735.895	586.019	1.384.828	417.934	0,025	81,806
MYRX	2018	5.723.420.360.339	(198.446.903.168)	266.364.733.098	1.044.743.731	0,035	0,072
	2019	8.298.894.990.882	(10.904.019.702)	81.857.545.455	(55.853.489.413)	0,005	0,050
	2020	8.410.268.542.375	564.551.783.134	740.024.385.759	68.053.138.932	0,059	0,049

	2021	10.008.169.293.650	77.792.857.305	885.133.359.302	(85.247.082.106)	- 0,016	0,041
	2022	11.625.186.862.977	364.060.206.610	1.211.102.677.631	148.793.732.029	- 0,019	0,035
NIRO	2018	7.555.705.400.512	(1.042.474.711.000)	461.094.379.950	(35.524.543.903)	0,133	0,022
	2019	8.238.835.052.515	(1.936.188.764.000)	512.516.477.175	(42.279.000.684)	0,230	0,020
	2020	10.608.390.520.541	(301.475.868.298)	529.195.143.400	157.776.799.288	0,043	0,016
	2021	11.691.071.599.377	(295.679.471.553)	732.650.579.963	(164.129.909.756)	0,011	0,014
	2022	12.930.967.694.757	33.117.788.752	908.453.615.821	(355.490.918.415)	- 0,030	0,013
NZIA	2018	474.846.012.216	14.396.414.000	42.835.283.838	92.733.706	- 0,030	0,060
	2019	659.066.106.591	4.918.264.812	23.689.696.037	3.356.447.223	- 0,002	0,043
	2020	663.378.054.003	23.491.968.809	80.627.075.000	2.665.918.594	- 0,031	0,043
	2021	633.543.391.000	33.516.821.558	100.416.453.220	3.061.999.615	- 0,048	0,045
	2022	605.500.645.195	12.283.044.908	84.683.945.000	1.539.821.684	- 0,018	0,047
MORE	2018	8.936.391	2.807.000	3.725.296	21.419.000	2,083	35,885
	2019	10.446.519	4.319.000	3.947.173	(1.131.849)	- 0,522	30,698
	2020	10.555.106	2.209.000	1.204.429	(1.340.079)	- 0,336	30,382

	2021	11.478.713.000	5.585.000.000	1.494.671	(693.366.000)	-	27,937
	2022	11.934.353	17.102.000	804.302	52.958.000	3,004	0,027
PAMG	2018	525.775.134.369	11.586.572.497	75.257.759.437	318.580.786.910	0,584	0,023
	2019	587.496.783.729	(76.969.654.167)	72.436.627.133	5.567.665.632	0,140	0,020
	2020	582.806.214.350	32.234.213.925	48.438.205.011	(6.328.648.783)	-	0,021
	2021	583.578.892.476	(960.560.334)	46.931.553.767	(10.461.119.551)	0,016	0,021
	2022	582.565.037.552	1.766.177.208	54.825.067.000	(3.204.647.893)	-	0,021
PLIN	2018	5.043.925.604	568.046.732	1.689.647.742	214.534.304	0,070	0,063
	2019	12.548.031.316	608.051.398	1.477.975.543	548.538.232	-	0,025
	2020	11.815.911.491	(32.346.187)	927.495.382	(575.176.897)	0,005	0,027
	2021	11.971.692.555	361.097.811	871.499.152	447.757.412	-	0,027
	2022	12.369.620.391	631.792.164	1.096.117.308	557.392.413	0,007	0,026
POLI	2018	1.674.842.023.217	141.042.940.258	408.608.024.988	72.230.360.995	0,041	0,048
	2019	2.325.578.782.725	146.714.441.697	382.098.118.077	59.964.489.672	-	0,035
	2020	2.473.039.414.917	40.572.168.385	231.624.097.738	9.962.906.798	0,037	0,033

	2021	2.440.573.927.925	94.228.502.205	203.197.973.528	35.847.355.212	-	0,024	0,033
	2022	2.583.234.248.023	130.097.510.671	330.487.533.012	155.049.779.830	0,010	0,010	0,031
POLL	2018	3.312.521.388.980	(21.002.428.813)	441.818.715.627	100.075.582.681	0,037	0,037	0,065
	2019	4.924.226.692.249	(337.082.757.341)	928.461.683.975	229.070.756.723	0,115	0,115	0,044
	2020	5.034.839.189.302	(10.782.738.728)	438.134.731.931	90.343.133.343	0,020	0,020	0,043
	2021	5.232.343.181.312	(17.989.384.132)	343.131.343.133	50.983.913.432	0,013	0,013	0,041
	2022	5.793.948.131.404	(490.183.928.321)	698.948.524.113	345.659.990.032	0,144	0,144	0,037
POSA	2018	974.902.004.049	(17.040.017.634)	70.713.626.491	(353.207.753.416)	-	0,345	0,008
	2019	1.052.001.351.749	(163.537.531.103)	73.785.894.974	(150.934.400.850)	0,012	0,012	0,007
	2020	976.480.109.573	7.001.843.342	59.434.165.247	(135.567.629.355)	-	0,146	0,008
	2021	908.417.331.069	13.146.527.728	53.791.410.731	(141.256.282.027)	-	0,170	0,008
	2022	862.192.739.447	20.248.093.922	59.229.722.921	(121.611.708.472)	-	0,165	0,009
PPRO	2018	16.475.720.486.285	77.920.829.002	2.556.174.514.577	496.783.496.821	0,025	0,025	0,034
	2019	18.006.178.568.569	(199.672.713.724)	1.624.169.492.823	247.868.863.075	0,025	0,025	0,031
	2020	18.588.970.471.992	(486.489.881.177)	2.075.242.421.357	106.377.057.578	0,032	0,032	0,030

	2021	21.086.427.083.575	106.810.932.705	862.464.587.830	21.019.897.927	- 0,004	0,026
	2022	21.812.999.448.669	(209.472.732.202)	1.704.677.634.556	24.274.414.866	0,011	0,026
PUDP	2018	489.530.579.233	(23.848.927.530)	86.467.331.474	5.726.799.950	0,060	0,332
	2019	539.915.871.769	(13.491.344.493)	67.760.136.367	4.343.694.646	0,033	0,301
	2020	521.632.597.211	(4.796.014.431)	56.610.141.999	(23.445.488.581)	- 0,036	0,311
	2021	492.003.943.529	(11.012.612.250)	55.258.490.602	(17.733.938.826)	- 0,014	0,330
	2022	651.369.072.120	391.806.865.527	471.450.188.226	279.002.702.816	- 0,173	0,249
PWON	2018	25.018.080.224	2.364.842.640	7.080.668.385	2.826.936.213	0,018	0,047
	2019	26.095.153.343	1.770.398.006	7.202.001.193	3.239.796.227	0,056	0,045
	2020	26.458.805.377	1.419.103.967	3.977.211.311	1.119.113.010	- 0,011	0,044
	2021	28.866.081.129	2.238.566.096	5.713.272.952	(13.811.705)	- 0,078	0,040
	2022	30.602.179.916	2.719.573.422	5.987.432.707	(8.926.300)	- 0,089	0,038
RIMO	2018	851.949.796	25.869.745	773.057.131	67.227.658	0,049	0,291
	2019	854.228.765	15.120.676	592.394.952	3.893.964	- 0,013	0,290
	2020	827.237.179	12.745.356	606.407.376	(37.740.064)	- 0,061	0,300

	2021	1.036.704.159	60.486.977	1.021.865.474	186.183.903	0,121	0,239
	2022	1.500.893.433	80.348.321	1.232.344.574	219.347.310	0,093	0,165
ROCK	2018	5.321.180.855.541	389.343.686.991	7.239.754.268.263	97.627.335.659	-	0,506
	2019	5.920.169.803.449	483.562.258.825	8.142.717.045.655	1.036.610.556.510	0,093	0,455
	2020	7.247.063.894.294	309.286.244.180	7.275.828.758.719	731.310.571.351	0,058	0,371
	2021	7.189.816.371.434	550.420.528.855	6.409.614.100.032	718.802.339.551	0,023	0,374
	2022	7.483.398.983.433	208.343.878.713	679.087.767.877	42.893.432.176	-	0,360
REAL	2018	45.808.908.046	(1.546.768.350)	7.865.363.636	517.788.796	0,045	0,138
	2019	352.565.515.823	6.061.630.042	10.130.203.636	1.382.879.694	-	0,018
	2020	352.590.228.523	305.393.345	12.688.128.000	1.022.961.976	0,002	0,018
	2021	353.731.723.320	32.615.595	23.946.969.756	1.266.587.627	0,003	0,018
	2022	352.269.524.066	(2.408.694.422)	6.034.680.552	167.069.190	0,007	0,018
RBMS	2018	897.968.027.638	49.576.999.283	183.045.980.412	5.403.552.648	-	0,062
	2019	806.591.455.280	(16.738.695.544)	94.390.791.317	(23.680.248.765)	-	0,069
	2020	760.445.865.842	5.734.911.309	25.316.005.286	(45.421.421.796)	-	0,073

	2021	771.096.800.598	22.027.583.404	44.538.508.242	(23.700.030.500)	- 0,059	0,072
	2022	717.606.761.078	5.453.136.405	115.906.538.007	(39.783.212.530)	- 0,063	0,078
RDTX	2018	2.526.489.781.165	256.245.052.520	400.870.293.046	267.384.570.823	0,004	0,017
	2019	2.795.788.452.762	268.804.968.488	399.318.917.052	232.773.280.699	- 0,013	0,015
	2020	2.971.061.771.714	204.833.735.572	400.749.812.577	236.087.887.526	0,011	0,014
	2021	3.161.105.356.526	300.274.794.356	413.584.008.445	195.806.481.653	- 0,033	0,013
	2022	3.387.321.004.206	419.364.098.225	509.518.139.997	270.816.725.275	- 0,044	0,013
RODA	2018	3.988.656.612.638	(129.386.108.516)	243.144.363.317	102.088.999	0,032	0,027
	2019	3.911.163.391.136	(72.300.391.062)	326.740.872.357	(276.047.576.448)	- 0,052	0,027
	2020	4.098.399.943.888	(34.389.232)	509.482.774.723	1.478.343.532	0,000	0,026
	2021	4.309.448.332.445	(837.433.989.234)	200.934.877.592	(65.368.283.261)	0,179	0,025
	2022	5.088.499.834.054	(442.334.845)	339.854.333.542	709.438.832	0,000	0,021
SATU	2018	313.061.203.474	(23.818.489.154)	49.045.754.191	(3.565.487.840)	0,065	0,031
	2019	282.277.251.510	(14.321.386.737)	35.398.758.593	(16.730.545.860)	- 0,009	0,035
	2020	260.603.289.007	(13.989.335.527)	24.103.377.833	(19.102.861.276)	- 0,020	0,037

	2021	259.460.426.775	(496.659.547)	21.472.858.707	(17.007.904.858)	- 0,064	0,038
	2022	237.976.127.852	10.030.578.321	32.164.228.563	(8.190.794.022)	- 0,077	0,041
SCBD	2018	851.949.796	25.869.745	773.057.131	67.227.658	0,049	0,254
	2019	854.228.765	15.120.676	592.394.952	3.893.964	- 0,013	0,254
	2020	827.237.179	12.745.356	606.407.376	(37.740.064)	- 0,061	0,262
	2021	1.036.704.159	60.486.977	1.021.865.474	186.183.903	0,121	0,209
	2022	1.583.485.443	17.348.912	403.978.423	157.351.069	0,088	0,137
SDMD	2018	4.051.544	255.455	14.121.374	2.114.299	0,459	19,019
	2019	4.245.730	1.073.059	17.305.688	2.113.629	0,245	18,149
	2020	4.500.628	909.971	19.084.387	1.520.723	0,136	17,121
	2021	4.472.011	490.772	17.452.736	243.629	- 0,055	17,230
	2022	5.937.890	197.986	18.807.043	893.779	0,117	12,977
SMRA	2018	10.507.809.126	(119.021.218)	5.661.360.114	690.623.630	0,077	0,029
	2019	24.441.657.276	504.743.778	5.941.625.762	613.020.426	0,004	0,012
	2020	24.922.534.224	(22.931.734)	5.029.984.099	245.909.143	0,011	0,012

	2021	26.049.716.678	2.443.280.647	5.567.912.577	549.696.051	- 0,073	0,012
	2022	28.433.574.878	2.656.645.215	5.719.396.239	771.743.500	- 0,066	0,011
TARA	2018	1.122.279.225.842	(5.250.051.228)	24.645.898.975	952.117.451	0,006	0,014
	2019	1.125.958.346.465	10.362.679.443	22.636.357.600	1.062.164.185	- 0,008	0,014
	2020	1.086.597.471.370	33.172.508.052	8.918.828.413	(12.547.995.411)	- 0,042	0,014
	2021	1.085.232.564.474	18.493.658.920	47.807.714.524	21.430.197.891	0,003	0,014
	2022	1.080.248.725.557	(3.973.359.917)	2.727.272.000	(3.070.556.913)	0,001	0,014
TRIN	2018	1.596.171.343	(301.227.393)	229.545.232	95.686.633	0,249	0,077
	2019	1.819.761.502	(222.828.342)	248.709.731	37.491.067	0,143	0,067
	2020	1.472.164.984	(254.674.686)	3.730.862	7.865.425	0,178	0,083
	2021	1.871.869.145	(169.757.434)	2.821.724	(50.322.824)	0,064	0,065
	2022	2.076.978.640	(143.820.184)	275.599.180	28.044.284	0,083	0,059
URBN	2018	1.022.351.229.000	(246.469.612.108)	36.601.826.366	10.380.359.937	0,251	0,172
	2019	1.622.298.113.795	97.963.372.222	332.645.100.146	46.221.261.696	- 0,032	0,108
	2020	2.336.951.970.804	(184.665.478.442)	438.561.853.293	119.229.447.776	0,130	0,075

	2021	3.941.663.945.087	(551.210.424.551)	128.943.680	99.273.623.486	0,165	0,045
	2022	4.055.436.445.514	(52.948.182)	71.126.409.759	63.994.860.995	0,016	0,043

Data Persistensi Laba Perusahaan Real Estate Property Yang Terdaftar di BEI 2018 – 2022

Kode	Tahun	Tot Aset	Tot Aset-1	Mean Aset	Laba Sblm Pajak	PL
AMAN	2018	404.722.057	390.445.342	397.583.699	44.656.541	0,112
	2019	728.120.841	404.722.057	566.421.449	12.495.323	0,022
	2020	799.397.510	728.120.841	763.759.176	18.724.620	0,025
	2021	861.888.870	799.397.510	830.643.190	28.936.609	0,035
	2022	966.109.133	861.888.870	913.999.002	38.952.387	0,043
ASPI	2018	45.190.253.071	41.938.943.132	43.564.598.102	2.229.290.630	0,051
	2019	47.037.543.985	45.190.253.071	46.113.898.528	(2.310.342.873)	-0,050
	2020	99.903.703.388	47.037.543.985	73.470.623.687	(2.410.115.279)	-0,033
	2021	104.778.918.147	99.903.703.388	102.341.310.768	(698.498.498)	-0,007
	2022	91.092.516.349	104.778.918.147	97.935.717.248	(2.907.454.314)	-0,030
ATAP	2018	77.937.436.716	68.343.983.094	73.140.709.905	3.999.345.123	0,055
	2019	89.826.611.239	77.937.436.716	83.882.023.978	19.745.550.513	0,235

	2020	100.138.039.699	89.826.611.239	94.982.325.469	3.391.105.309	0,036
	2021	92.377.902.100	100.138.039.699	96.257.970.900	5.523.720.887	
	2022	115.428.413.973	92.377.902.100	103.903.158.037	2.152.362.165	0,021
ARMY	2018	1.513.669.666.232	437.597.092.925	975.633.379.579	56.610.183.053	0,058
	2019	1.852.607.264.598	1.513.669.666.232	1.683.138.465.415	17.969.031.379	0,011
	2020	1.743.475.528.159	1.852.607.264.598	1.798.041.396.379	21.619.390.622	0,012
	2021	1.803.437.845.349	1.743.475.528.159	1.773.456.686.754	20.987.124.543	0,012
	2022	2.098.543.765.435	1.803.437.845.349	1.950.990.805.392	25.009.654.567	0,013
APLN	2018	29.583.829.904	28.790.116.014	29.186.972.959	208.788.816	0,007
	2019	29.460.345.080	29.583.829.904	29.522.087.492	131.221.349	0,004
	2020	30.391.359.956	29.460.345.080	29.925.852.518	207.012.241	0,007
	2021	29.611.111.193	30.391.359.956	30.001.235.575	(457.626.634)	-0,015
	2022	28.617.781.741	29.611.111.193	29.114.446.467	2.324.692.325	0,080

ASRI	2018	20.890.925.564	20.728.430.487	20.809.678.026	1.035.710.418	0,050
	2019	21.894.272.005	20.890.925.564	21.392.598.785	1.111.329.436	0,052
	2020	21.226.814.871	21.894.272.005	21.560.543.438	(960.029.370)	-0,045
	2021	21.933.974.714	21.226.814.871	21.580.394.793	158.479.487	0,007
	2022	22.298.925.271	21.933.974.714	22.116.449.993	1.106.143.111	0,050
BAPA	2018	172.313.437.729	179.035.974.052	175.674.705.891	4.950.263.483	0,028
	2019	143.136.436.717	172.313.437.729	157.724.937.223	4.956.230.815	0,031
	2020	142.306.771.029	143.136.436.717	142.721.603.873	(3.701.922.025)	-0,026
	2021	139.570.998.335	142.306.771.029	140.938.884.682	(2.015.298.510)	-0,014
	2022	135.434.013.488	139.570.998.335	137.502.505.912	(3.683.710.843)	-0,027
BAPI	2018	273.036.330.214	201.345.675.498	237.191.002.856	288.919.054	0,001
	2019	598.878.219.754	273.036.330.214	435.957.274.984	3.921.907.846	0,009
	2020	626.301.225.193	598.878.219.754	612.589.722.474	(2.125.021.883)	-0,003
	2021	650.261.732.915	626.301.225.193	638.281.479.054	(891.687.677)	-0,001

	2022	675.938.123.857	650.261.732.915	663.099.928.386	(813.455.345)	-0,001
BBSS	2018	98.299.693.718	82.345.985.403	90.322.839.561	483.120.123	0,005
	2019	107.362.210.157	98.299.693.718	102.830.951.938	4.532.193.732	0,044
	2020	256.020.467.272	107.362.210.157	181.691.338.715	(512.878.724)	-0,003
	2021	254.694.458.906	256.020.467.272	255.357.463.089	(1.094.508.876)	-0,004
	2022	253.436.945.894	254.694.458.906	254.065.702.400	(1.810.683.043)	-0,007
BCIP	2018	849.799.701.092	843.447.229.256	846.623.465.174	52.887.679.483	0,062
	2019	867.065.425.451	849.799.701.092	858.432.563.272	26.401.633.960	0,031
	2020	909.264.462.663	867.065.425.451	888.164.944.057	13.141.300.201	0,015
	2021	887.073.065.396	909.264.462.663	898.168.764.030	2.458.745.163	0,003
	2022	884.034.513.122	887.073.065.396	885.553.789.259	19.307.624.416	0,022
BEST	2018	6.290.126.551.391	5.719.000.999.540	6.004.563.775.466	427.134.829.498	0,071
	2019	6.399.477.523.890	6.290.126.551.391	6.344.802.037.641	387.026.062.259	0,061
	2020	6.282.180.229.732	6.399.477.523.890	6.340.828.876.811	(113.803.315.040)	-0,018

	2021	6.048.212.385.412	6.282.180.229.732	6.165.196.307.572	(69.339.589.982)	-0,011
	2022	6.078.468.909.026	6.048.212.385.412	6.063.340.647.219	35.795.636.679	0,006
BIKA	2018	2.374.443.387.792	2.374.443.387.792	2.374.443.387.792	(42.099.586.266)	-0,018
	2019	2.333.636.785.839	2.374.443.387.792	2.354.040.086.816	(45.489.350.270)	-0,019
	2020	3.192.672.527.435	2.333.636.785.839	2.763.154.656.637	(103.932.079.098)	-0,038
	2021	3.064.221.042.583	3.192.672.527.435	3.128.446.785.009	195.142.751.303	0,062
	2022	2.900.520.980.450	3.064.221.042.583	2.982.371.011.517	(177.513.066.472)	-0,060
BIPP	2018	2.063.247.282.902	1.748.640.897.106	1.905.944.090.004	(78.479.755.323)	-0,041
	2019	2.165.031.833.086	2.063.247.282.902	2.114.139.557.994	6.138.023.768	0,003
	2020	2.126.525.330.314	2.165.031.833.086	2.145.778.581.700	93.685.271.321	0,044
	2021	2.045.283.188.218	2.126.525.330.314	2.085.904.259.266	17.277.246.753	0,008
	2022	1.888.336.506.757	2.045.283.188.218	1.966.809.847.488	22.492.778.051	0,011
BKPP	2018	25.386.859.425.078	20.843.456.789.001	23.115.158.107.040	649.504.162.099	0,028
	2019	30.315.155.278.021	25.386.859.425.078	27.851.007.351.550	686.491.539.347	0,025

	2020	30.090.503.386.346	30.315.155.278.021	30.202.829.332.184	13.744.195.314	0,000
	2021	30.397.674.999.367	30.090.503.386.346	30.244.089.192.857	12.342.157.828	0,000
	2022	32.345.555.609.504	30.397.674.999.367	31.371.615.304.436	18.043.849.332	0,001
BKSL	2018	16.252.732.184.207	14.977.041.120.833	15.614.886.652.520	368.537.710.838	0,024
	2019	17.275.272.609.213	16.252.732.184.207	16.764.002.396.710	68.107.602.184	0,004
	2020	18.371.229.973.821	17.275.272.609.213	17.823.251.291.517	(554.143.697.854)	-0,031
	2021	16.654.989.388.161	18.371.229.973.821	17.513.109.680.991	230.374.807.760	0,013
	2022	16.721.760.263.807	16.654.989.388.161	16.688.374.825.984	(165.844.631.767)	-0,010
BSDE	2018	52.101.492.204.552	45.951.188.475.157	49.026.340.339.855	1.760.420.645.427	0,036
	2019	54.540.978.397.964	52.101.492.204.552	53.321.235.301.258	3.173.276.901.015	0,060
	2020	60.862.926.586.750	54.540.978.397.964	57.701.952.492.357	496.216.734.944	0,009
	2021	61.469.712.165.656	60.862.926.586.750	61.166.319.376.203	1.547.006.489.870	0,025
	2022	64.999.403.480.787	61.469.712.165.656	63.234.557.823.222	2.661.691.654.486	0,042
CITY	2018	924.946.714.627	561.747.787.335	743.347.250.981	88.652.021.848	0,119

	2019	918.879.892.813	924.946.714.627	921.913.303.720	31.855.971.233	0,035
	2020	952.922.512.425	918.879.892.813	935.901.202.619	65.812.343.520	0,070
	2021	951.332.974.900	952.922.512.425	952.127.743.663	1.442.150.553	0,002
	2022	933.973.335.744	951.332.974.900	942.653.155.322	(20.825.422.517)	-0,022
CSIS	2018	404.491.423.669	334.893.195.357	369.692.309.513	(3.434.341.905)	-0,009
	2019	472.484.542.685	404.491.423.669	438.487.983.177	(9.501.092.892)	-0,022
	2020	538.263.035.994	472.484.542.685	505.373.789.340	12.757.692.006	0,025
	2021	526.136.140.616	538.263.035.994	532.199.588.305	19.684.446.134	0,037
	2022	546.666.448.170	526.136.140.616	536.401.294.393	26.692.517.807	0,050
CTRR	2018	7.660.185.000.638	7.267.994.386.207	7.464.089.693.423	395.343.319.317	0,053
	2019	8.777.790.548.729	7.660.185.000.638	8.218.987.774.684	315.709.648.011	0,038
	2020	9.629.562.641.142	8.777.790.548.729	9.203.676.594.936	199.973.300.564	0,022
	2021	10.267.994.386.207	9.629.562.641.142	9.948.778.513.675	424.524.832.387	0,043
	2022	11.034.958.423.345	10.267.994.386.207	10.651.476.404.776	448.924.854.503	0,042

COWL	2018	3.733.012.257.460	3.578.766.164.667	3.655.889.211.064	(223.089.013.613)	-0,061
	2019	2.550.516.100.811	3.733.012.257.460	3.141.764.179.136	(959.070.134.535)	-0,305
	2020	3.546.838.483.873	2.550.516.100.811	3.048.677.292.342	(548.388.343.221)	-0,180
	2021	4.087.839.493.821	3.546.838.483.873	3.817.338.988.847	(213.904.738.433)	-0,056
	2022	4.348.923.947.584	4.087.839.493.821	4.218.381.720.703	203.453.329	0,000
CPRI	2018	158.641.454.933	120.837.438.232	139.739.446.583	(45.592.234.869)	-0,326
	2019	237.786.936.643	158.641.454.933	198.214.195.788	(15.786.320.162)	-0,080
	2020	220.322.350.603	237.786.936.643	229.054.643.623	3.123.760.877	0,014
	2021	211.964.172.793	220.322.350.603	216.143.261.698	(3.612.098.393)	-0,017
	2022	222.345.433.394	211.964.172.793	217.154.803.094	3.683.837.383	0,017
CTRA	2018	34.289.017.000	31.872.302.000	33.080.659.500	1.599.457	0,000
	2019	36.196.024.000	34.289.017.000	35.242.520.500	1.555.103	0,000
	2020	39.255.187.000	36.196.024.000	37.725.605.500	1.659.121	0,000
	2021	40.688.411.000	39.255.187.000	39.971.799.000	2.396.714	0,000

	2022	41.902.382.000	40.688.411.000	41.295.396.500	2.309.573	0,000
DART	2018	6.905.286.394.000	6.360.845.609	3.455.823.619.805	36.790.972	0,000
	2019	6.880.951.291.000	6.905.286.394.000	6.893.118.842.500	(251.753.574)	0,000
	2020	6.656.120.982.000	6.880.951.291.000	6.768.536.136.500	(394.021.709)	0,000
	2021	6.604.034.590.000	6.656.120.982.000	6.630.077.786.000	(408.739.891)	0,000
	2022	6.462.680.097.000	6.604.034.590.000	6.533.357.343.500	(405.406.112)	0,000
DILD	2018	14.215.535.191.206	13.097.184.984.411	13.656.360.087.809	90.350.432.325	0,007
	2019	14.777.496.292.639	14.215.535.191.206	14.496.515.741.923	426.100.705.381	0,029
	2020	15.701.872.562.921	14.777.496.292.639	15.239.684.427.780	31.891.294.122	0,002
	2021	16.460.004.827.627	15.701.872.562.921	16.080.938.695.274	52.812.173.054	0,003
	2022	16.351.848.378.006	16.460.004.827.627	16.405.926.602.817	259.162.210.388	0,016
DMAS	2018	7.500.033.435.372	7.470.941.557.319	7.485.487.496.346	514.376.079.188	0,069
	2019	7.616.971.029.620	7.500.033.435.372	7.558.502.232.496	1.350.343.016.543	0,179
	2020	6.752.233.240.104	7.616.971.029.620	7.184.602.134.862	1.361.300.006.890	0,189

	2021	6.113.941.603.354	6.752.233.240.104	6.433.087.421.729	730.898.148.439	0,114
	2022	6.623.414.189.145	6.113.941.603.354	6.368.677.896.250	1.238.832.140.678	0,195
DUTI	2018	12.642.895.738.823	10.575.681.686.285	11.609.288.712.554	1.133.182.587.932	0,098
	2019	13.788.227.459.960	12.642.895.738.823	13.215.561.599.392	1.298.473.559.565	0,098
	2020	13.753.624.738.885	13.788.227.459.960	13.770.926.099.423	640.826.951.818	0,047
	2021	15.308.923.447.779	13.753.624.738.885	14.531.274.093.332	731.322.766.012	0,050
	2022	15.586.178.093.961	15.308.923.447.779	15.447.550.770.870	848.355.149.032	0,055
DADA	2018	232.985.732.345	198.546.789.432	215.766.260.889	883.432.134.981	4,094
	2019	245.285.371.195	232.985.732.345	239.135.551.770	10.049.762.653	0,042
	2020	587.156.156.898	245.285.371.195	416.220.764.047	12.795.193.152	0,031
	2021	631.233.385.628	587.156.156.898	609.194.771.263	7.004.158.489	0,011
	2022	660.425.520.304	631.233.385.628	645.829.452.966	1.640.384.222	0,003
ELTY	2018	13.606.180.006.238	12.896.324.000.000	13.251.252.003.119	2.737.063.575.261	0,207
	2019	12.329.520.357.728	13.606.180.006.238	12.967.850.181.983	(812.144.548.047)	-0,063

	2020	11.823.436.000.000	12.329.520.357.728	12.076.478.178.864	(325.250.000.000)	-0,027
	2021	11.681.203.000.000	11.823.436.000.000	11.752.319.500.000	(269.129.000.000)	-0,023
	2022	12.003.437.000.000	11.681.203.000.000	11.842.320.000.000	(121.232.000.000)	-0,010
EMDE	2018	2.096.614.260.152	1.868.623.723.806	1.982.618.991.979	16.095.009.620	0,008
	2019	2.143.944.238.265	2.096.614.260.152	2.120.279.249.209	(34.638.520.599)	-0,016
	2020	2.454.054.273.495	2.143.944.238.265	2.298.999.255.880	(56.617.681.066)	-0,025
	2021	3.728.638.990.780	2.454.054.273.495	3.091.346.632.138	1.061.267.020.904	0,343
	2022	3.743.751.737.058	3.728.638.990.780	3.736.195.363.919	(68.381.092.336)	-0,018
FMII	2018	940.955.391.343	801.479.951.527	871.217.671.435	7.191.190.892	0,008
	2019	891.866.986.266	940.955.391.343	916.411.188.805	4.841.104.604	0,005
	2020	870.707.453.070	891.866.986.266	881.287.219.668	(168.731.033)	0,000
	2021	869.030.674.625	870.707.453.070	869.869.063.848	9.921.736.515	0,011
	2022	752.865.843.071	869.030.674.625	810.948.258.848	18.621.524.594	0,023
FORZ	2018	708.089.333.727	684.567.324.542	696.328.329.135	2.269.513.383	0,003

	2019	725.628.430.824	708.089.333.727	716.858.882.276	1.253.971.800	0,002
	2020	783.948.391.812	725.628.430.824	754.788.411.318	5.894.852.334	0,008
	2021	893.819.323.433	783.948.391.812	838.883.857.623	8.984.943.245	0,011
	2022	903.430.899.283	893.819.323.433	898.625.111.358	29.302.384.132	0,033
GAMA	2018	1.372.352.219.092	1.233.345.653.289	1.302.848.936.191	1.649.822.157	0,001
	2019	1.388.656.626.702	1.372.352.219.092	1.380.504.422.897	2.081.452.623	0,002
	2020	1.405.034.478.226	1.388.656.626.702	1.396.845.552.464	(13.238.238.305)	-0,009
	2021	1.381.974.197.844	1.405.034.478.226	1.393.504.338.035	(17.873.669.612)	-0,013
	2022	1.834.381.981.933	1.381.974.197.844	1.608.178.089.889	(12.389.482.341)	-0,008
GMTD	2018	1.252.862.156.022	1.242.714.753.944	1.247.788.454.983	62.042.118.980	0,050
	2019	1.107.518.134.867	1.252.862.156.022	1.180.190.145.445	(69.515.841.972)	-0,059
	2020	987.323.142.096	1.107.518.134.867	1.047.420.638.482	(105.498.825.152)	-0,101
	2021	1.072.934.636.699	987.323.142.096	1.030.128.889.398	(27.042.012.109)	-0,026
	2022	1.160.940.485.132	1.072.934.636.699	1.116.937.560.916	9.388.244.967	0,008

GPRA	2018	1.536.453.590.418	1.499.462.028.211	1.517.957.809.315	51.623.011.989	0,034
	2019	1.705.918.986.765	1.536.453.590.418	1.621.186.288.592	57.005.465.945	0,035
	2020	1.727.361.676.947	1.705.918.986.765	1.716.640.331.856	35.550.675.229	0,021
	2021	1.760.551.462.449	1.727.361.676.947	1.743.956.569.698	51.128.043.950	0,029
	2022	1.781.355.644.223	1.760.551.462.449	1.770.953.553.336	77.391.754.171	0,044
GWSA	2018	7.491.033.825.272	7.200.861.383.403	7.345.947.604.338	212.814.731.605	0,029
	2019	7.688.298.885.243	7.491.033.825.272	7.589.666.355.258	128.137.970.576	0,017
	2020	7.543.459.452.387	7.688.298.885.243	7.615.879.168.815	(56.533.160.183)	-0,007
	2021	7.558.387.262.329	7.543.459.452.387	7.550.923.357.358	19.903.021.826	0,003
	2022	7.788.405.536.526	7.558.387.262.329	7.673.396.399.428	30.555.538.591	0,004
HOMI	2018	120.374.134.130	118.456.832.934	119.415.483.532	2.387.438.133	0,020
	2019	145.936.442.967	120.374.134.130	133.155.288.549	4.551.576.340	0,034
	2020	234.755.380.515	145.936.442.967	190.345.911.741	1.971.001.878	0,010
	2021	265.809.234.206	234.755.380.515	250.282.307.361	6.936.172.128	0,028

	2022	265.322.673.542	265.809.234.206	265.565.953.874	8.880.293.297	0,033
INDO	2018	845.428.938.434	811.432.582.934	828.430.760.684	309.310.310.334	0,373
	2019	950.642.771.308	845.428.938.434	898.035.854.871	566.034.096.101	0,630
	2020	968.396.392.751	950.642.771.308	959.519.582.030	47.726.834.541	0,050
	2021	980.668.268.510	968.396.392.751	974.532.330.631	8.943.932.859	0,009
	2022	980.544.177.714	980.668.268.510	980.606.223.112	32.735.679.996	0,033
INPP	2018	6.964.734.840.779	6.667.921.476.644	6.816.328.158.712	129.860.412.347	0,019
	2019	7.989.904.868.957	6.964.734.840.779	7.477.319.854.868	1.081.593.664.661	0,145
	2020	7.657.106.251.566	7.989.904.868.957	7.823.505.560.262	(510.305.466.541)	-0,065
	2021	8.970.902.805.505	7.657.106.251.566	8.314.004.528.536	(67.816.439.755)	-0,008
	2022	9.163.821.178.882	8.970.902.805.505	9.067.361.992.194	59.398.193.015	0,007
JRPT	2018	10.541.248.267	9.472.682.688	10.006.965.478	1.081.417.358	0,108
	2019	11.164.935.100	10.541.248.267	10.853.091.684	1.055.706.814	0,097
	2020	11.481.521.265	11.164.935.100	11.323.228.183	1.067.078.595	0,094

	2021	11.748.147.834	11.481.521.265	11.614.834.550	797.817.044	0,069
	2022	12.251.800.500	11.748.147.834	11.999.974.167	892.861.723	0,074
KIJA	2018	11.783.772.244.027	7.677.631.812.368	9.730.702.028.198	85.429.279.335	0,009
	2019	12.184.611.579.312	11.783.772.244.027	11.984.191.911.670	173.273.971.156	0,014
	2020	12.200.175.979.870	12.184.611.579.312	12.192.393.779.591	37.485.058.742	0,003
	2021	12.292.090.330.026	12.200.175.979.870	12.246.133.154.948	100.330.430.110	0,008
	2022	13.110.459.383.600	12.292.090.330.026	12.701.274.856.813	48.892.233.242	0,004
KOTA	2018	1.227.412.890.445	1.126.438.234.573	1.176.925.562.509	13.178.758.043	0,011
	2019	1.476.008.700.144	1.227.412.890.445	1.351.710.795.295	(7.651.502.901)	-0,006
	2020	1.574.527.771.753	1.476.008.700.144	1.525.268.235.949	(31.719.438.259)	-0,021
	2021	1.560.279.964.723	1.574.527.771.753	1.567.403.868.238	(16.546.536.132)	-0,011
	2022	1.542.045.324.032	1.560.279.964.723	1.551.162.644.378	(23.081.922.262)	-0,015
KBAG	2018	251.842.574.686	222.345.129.873	237.093.852.280	1.297.497.256	0,005
	2019	251.842.574.686	251.842.574.686	251.842.574.686	86.260.626.595	0,343

	2020	463.491.459.004	251.842.574.686	357.667.016.845	7.205.054.037	0,020
	2021	458.744.601.288	463.491.459.004	461.118.030.146	1.781.165.720	0,004
	2022	443.422.913.606	458.744.601.288	451.083.757.447	9.376.834.470	0,021
LAND	2018	686.389.440.336	615.783.283.940	651.086.362.138	25.692.050.604	0,039
	2019	732.960.439.427	686.389.440.336	709.674.939.882	32.160.805.472	0,045
	2020	755.728.123.635	732.960.439.427	744.344.281.531	(17.449.088.159)	-0,023
	2021	406.536.043.622	755.728.123.635	581.132.083.629	14.308.164.166	0,025
	2022	508.938.413.432	406.536.043.622	457.737.228.527	16.839.849.130	0,037
LCGP	2018	1.648.862.748.218	1.620.384.912.343	1.634.623.830.281	(6.929.297.611)	-0,004
	2019	1.635.334.094.506	1.648.862.748.218	1.642.098.421.362	(8.702.516.099)	-0,005
	2020	1.633.544.160.547	1.635.334.094.506	1.634.439.127.527	(2.895.160.589)	-0,002
	2021	1.660.390.874.694	1.633.544.160.547	1.646.967.517.621	(13.244.679.065)	-0,008
	2022	1.883.841.313.433	1.660.390.874.694	1.772.116.094.064	323.431.341	0,000
LCPK	2018	8.589.827	12.378.227	10.484.027	2.248.060	0,214

	2019	12.219.228	8.589.827	10.404.528	422.293	0,041
	2020	9.719.570	12.219.228	10.969.399	(3.604.406)	-0,329
	2021	9.134.537	9.719.570	9.427.054	175.972	0,019
	2022	9.349.613	9.134.537	9.242.075	339.216	0,037
LPKR	2018	49.806.410	56.772.116	53.289.263	2.123.565	0,040
	2019	55.079.585	49.806.410	52.442.998	(1.665.165)	-0,032
	2020	51.865.480	55.079.585	53.472.533	(9.310.772)	-0,174
	2021	52.080.936	51.865.480	51.973.208	(1.108.251)	-0,021
	2022	49.870.897	52.080.936	50.975.917	(1.893.616)	-0,037
LPLI	2018	1.311.731.000	1.649.564.000	1.480.647.500	(60.457.000)	-0,041
	2019	1.004.419.000	1.311.731.000	1.158.075.000	(13.441.000)	-0,012
	2020	935.197.000	1.004.419.000	969.808.000	(19.963.000)	-0,021
	2021	974.069.000	935.197.000	954.633.000	250.699.000	0,263
	2022	1.125.536.000	974.069.000	1.049.802.500	43.685.000	0,042

MDLN	2018	15.227.479.982.230	14.599.669.337.351	14.913.574.659.791	78.564.470.317	0,005
	2019	15.814.662.723.217	15.227.479.982.230	15.521.071.352.724	(45.060.740.411)	-0,003
	2020	14.850.039.389.857	15.814.662.723.217	15.332.351.056.537	(1.730.139.904.433)	-0,113
	2021	14.539.539.040.795	14.850.039.389.857	14.694.789.215.326	(33.570.173.699)	-0,002
	2022	13.528.168.874.943	14.539.539.040.795	14.033.853.957.869	27.403.559.669	0,002
MKPI	2018	7.008.254.843.361	6.828.046.514.843	6.918.150.679.102	1.009.936.526.194	0,146
	2019	7.275.234.517.578	7.008.254.843.361	7.141.744.680.470	569.323.095.024	0,080
	2020	7.622.918.065.733	7.275.234.517.578	7.449.076.291.656	195.121.154.261	0,026
	2021	7.994.282.432.092	7.622.918.065.733	7.808.600.248.913	301.932.238.447	0,039
	2022	8.155.939.004.812	7.994.282.432.092	8.075.110.718.452	695.741.419.620	0,086
MTSM	2018	75.129.492.493	80.234.783.495	77.682.137.994	(4.768.220.253)	-0,061
	2019	76.461.609.634	75.129.492.493	75.795.551.064	(5.517.994.954)	-0,073
	2020	72.921.362.051	76.461.609.634	74.691.485.843	(7.178.722.126)	-0,096
	2021	69.927.105.928	72.921.362.051	71.424.233.990	3.231.040.693	0,045

	2022	61.883.551.310	69.927.105.928	65.905.328.619	(8.666.399.638)	-0,131
MMLP	2018	6.091.322.807	5.832.456.842	5.961.889.825	281.345.367	0,047
	2019	6.755.553.584	6.091.322.807	6.423.438.196	273.930.434	0,043
	2020	6.726.005.150	6.755.553.584	6.740.779.367	(89.016.678)	-0,013
	2021	5.363.669.399	6.726.005.150	6.044.837.275	293.104.331	0,048
	2022	5.834.173.133	5.363.669.399	5.598.921.266	345.424.520	0,062
MPRO	2018	2.050.319.647	2.050.319.647	2.050.319.647	(42.499.808)	-0,021
	2019	1.767.366.064	2.050.319.647	1.908.842.856	47.566.552	0,025
	2020	1.770.238.845	1.767.366.064	1.768.802.455	12.773.503	0,007
	2021	1.762.114.841	1.770.238.845	1.766.176.843	(13.969.360)	-0,008
	2022	1.725.176.255	1.762.114.841	1.743.645.548	(29.208.883)	-0,017
MTLA	2018	5.193.962.740	4.873.830.176	5.033.896.458	508.299.835	0,101
	2019	6.107.364	5.193.962.740	2.600.035.052	490.462.000	0,189
	2020	5.932.483	6.107.364	6.019.924	286.448	0,048

	2021	6.409.548	5.932.483	6.171.016	380.666	0,062
	2022	6.735.895	6.409.548	6.572.722	419.425	0,064
MYRX	2018	5.723.420.360.339	5.434.827.345.670	5.579.123.853.005	1.368.668.224.000	0,245
	2019	8.298.894.990.882	5.723.420.360.339	7.011.157.675.611	(55.813.598.756)	-0,008
	2020	8.410.268.542.375	8.298.894.990.882	8.354.581.766.629	68.027.668.869	0,008
	2021	10.008.169.293.650	8.410.268.542.375	9.209.218.918.013	(63.093.378.721)	-0,007
	2022	11.625.186.862.977	10.008.169.293.650	10.816.678.078.314	178.980.119.619	0,017
NIRO	2018	7.555.705.400.512	4.892.233.716.330	6.223.969.558.421	(27.524.543.903)	-0,004
	2019	8.238.835.052.515	7.555.705.400.512	7.897.270.226.514	(37.907.450.473)	-0,005
	2020	10.608.390.520.541	8.238.835.052.515	9.423.612.786.528	158.450.548.559	0,017
	2021	11.691.071.599.377	10.608.390.520.541	11.149.731.059.959	(161.611.928.565)	-0,014
	2022	12.930.967.694.757	11.691.071.599.377	12.311.019.647.067	(354.317.950.101)	-0,029
NZIA	2018	474.846.012.216	485.111.761.162	479.978.886.689	1.469.806.220	0,003
	2019	659.066.106.591	474.846.012.216	566.956.059.404	3.312.955.481	0,006

	2020	663.378.054.003	659.066.106.591	661.222.080.297	6.890.892.715	0,010
	2021	633.543.391.000	663.378.054.003	648.460.722.502	5.980.856.623	0,009
	2022	605.500.645.195	633.543.391.000	619.522.018.098	4.712.176.696	0,008
MORE	2018	8.936.391	7.345.560	8.140.976	24.226.000	2,976
	2019	10.446.519	8.936.391	9.691.455	(1.127.530)	-0,116
	2020	10.555.106	10.446.519	10.500.813	(1.342.279)	-0,128
	2021	11.478.713.000	10.555.106	5.744.634.053	(698.951.000)	-0,122
	2022	11.934.353	11.478.713.000	5.745.323.677	7.006.000	0,001
PAMG	2018	525.775.134.369	491.034.589.321	508.404.861.845	319.551.216.873	0,629
	2019	587.496.783.729	525.775.134.369	556.635.959.049	6.883.004.116	0,012
	2020	582.806.214.350	587.496.783.729	585.151.499.040	(5.285.196.248)	-0,009
	2021	583.578.892.476	582.806.214.350	583.192.553.413	(10.438.077.547)	-0,018
	2022	582.565.037.552	583.578.892.476	583.071.965.014	(3.121.440.219)	-0,005
PLIN	2018	5.043.925.604	4.639.438.405	4.841.682.005	183.001.799	0,038

	2019	12.548.031.316	5.043.925.604	8.795.978.460	623.206.426	0,071
	2020	11.815.911.491	12.548.031.316	12.181.971.404	(569.472.722)	-0,047
	2021	11.971.692.555	11.815.911.491	11.893.802.023	503.634.642	0,042
	2022	12.369.620.391	11.971.692.555	12.170.656.473	579.356.012	0,048
POLI	2018	1.674.842.023.217	1.562.269.226.115	1.618.555.624.666	94.312.683.417	0,058
	2019	2.325.578.782.725	1.674.842.023.217	2.000.210.402.971	78.076.530.039	0,039
	2020	2.473.039.414.917	2.325.578.782.725	2.399.309.098.821	21.366.446.070	0,009
	2021	2.440.573.927.925	2.473.039.414.917	2.456.806.671.421	42.912.141.964	0,017
	2022	2.583.234.248.023	2.440.573.927.925	2.511.904.087.974	179.671.945.180	0,072
POLL	2018	3.312.521.388.980	3.022.320.983.740	3.167.421.186.360	110.209.139.298	0,035
	2019	4.924.226.692.249	3.312.521.388.980	4.118.374.040.615	252.221.057.589	0,061
	2020	5.034.839.189.302	4.924.226.692.249	4.979.532.940.776	140.989.384.130	0,028
	2021	5.232.343.181.312	5.034.839.189.302	5.133.591.185.307	90.341.343.433	0,018
	2022	5.793.948.131.404	5.232.343.181.312	5.513.145.656.358	398.931.413.414	0,072

POSA	2018	974.902.004.049	902.493.093.043	938.697.548.546	(352.901.786.525)	-0,376
	2019	1.052.001.351.749	974.902.004.049	1.013.451.677.899	(150.522.844.190)	-0,149
	2020	976.480.109.573	1.052.001.351.749	1.014.240.730.661	(135.288.609.287)	-0,133
	2021	908.417.331.069	976.480.109.573	942.448.720.321	(141.004.507.336)	-0,150
	2022	862.192.739.447	908.417.331.069	885.305.035.258	(121.154.050.198)	-0,137
PPRO	2018	16.475.720.486.285	12.559.932.322.129	14.517.826.404.207	501.224.252.591	0,035
	2019	18.006.178.568.569	16.475.720.486.285	17.240.949.527.427	248.086.007.236	0,014
	2020	18.588.970.471.992	18.006.178.568.569	18.297.574.520.281	107.532.925.668	0,006
	2021	21.086.427.083.575	18.588.970.471.992	19.837.698.777.784	22.725.420.519	0,001
	2022	21.812.999.448.669	21.086.427.083.575	21.449.713.266.122	25.310.041.986	0,001
PUDP	2018	489.530.579.233	504.843.795.570	497.187.187.402	7.078.797.960	0,014
	2019	539.915.871.769	489.530.579.233	514.723.225.501	5.014.715.656	0,010
	2020	521.632.597.211	539.915.871.769	530.774.234.490	(19.197.564.905)	-0,036
	2021	492.003.943.529	521.632.597.211	506.818.270.370	(14.614.332.242)	-0,029

	2022	651.369.072.120	492.003.943.529	571.686.507.825	290.177.284.148	0,508
PWON	2018	25.018.080.224	23.358.717.736	24.188.398.980	2.853.882.334	0,118
	2019	26.095.153.343	25.018.080.224	25.556.616.784	3.270.697.901	0,128
	2020	26.458.805.377	26.095.153.343	26.276.979.360	1.148.979.421	0,044
	2021	28.866.081.129	26.458.805.377	27.662.443.253	1.564.246.044	0,057
	2022	30.602.179.916	28.866.081.129	29.734.130.523	1.840.056.301	0,062
RIMO	2018	851.949.796	822.435.983	837.192.890	93.097.403	0,111
	2019	854.228.765	851.949.796	853.089.281	19.014.640	0,022
	2020	827.237.179	854.228.765	840.732.972	(24.994.708)	-0,030
	2021	1.036.704.159	827.237.179	931.970.669	246.670.880	0,265
	2022	1.500.893.433	1.036.704.159	1.268.798.796	290.343.081	0,229
ROCK	2018	5.321.180.855.541	4.932.475.483.230	5.126.828.169.386	1.202.709.103.365	0,235
	2019	5.920.169.803.449	5.321.180.855.541	5.620.675.329.495	1.280.008.338.244	0,228
	2020	7.247.063.894.294	5.920.169.803.449	6.583.616.848.872	923.335.768.686	0,140

	2021	7.189.816.371.434	7.247.063.894.294	7.218.440.132.864	858.919.125.667	0,119
	2022	7.483.398.983.433	7.189.816.371.434	7.336.607.677.434	59.454.758.320	0,008
REAL	2018	45.808.908.046	30.432.456.890	38.120.682.468	714.422.887	0,019
	2019	352.565.515.823	45.808.908.046	199.187.211.935	1.382.879.694	0,007
	2020	352.590.228.523	352.565.515.823	352.577.872.173	1.022.961.976	0,003
	2021	353.731.723.320	352.590.228.523	353.160.975.922	1.266.587.627	0,004
	2022	352.269.524.066	353.731.723.320	353.000.623.693	167.069.190	0,000
RBMS	2018	897.968.027.638	218.761.202.250	558.364.614.944	9.016.924.645	0,016
	2019	806.591.455.280	897.968.027.638	852.279.741.459	(17.987.504.451)	-0,021
	2020	760.445.865.842	806.591.455.280	783.518.660.561	(43.989.247.732)	-0,056
	2021	771.096.800.598	760.445.865.842	765.771.333.220	(22.364.117.769)	-0,029
	2022	717.606.761.078	771.096.800.598	744.351.780.838	(37.124.911.702)	-0,050
RDTX	2018	2.526.489.781.165	2.280.461.771.989	2.403.475.776.577	268.959.868.154	0,112
	2019	2.795.788.452.762	2.526.489.781.165	2.661.139.116.964	233.356.814.398	0,088

	2020	2.971.061.771.714	2.795.788.452.762	2.883.425.112.238	236.955.002.130	0,082
	2021	3.161.105.356.526	2.971.061.771.714	3.066.083.564.120	196.384.936.622	0,064
	2022	3.387.321.004.206	3.161.105.356.526	3.274.213.180.366	272.103.914.200	0,083
RODA	2018	3.988.656.612.638	3.404.456.873.239	3.696.556.742.939	(17.034.957.117)	-0,005
	2019	3.911.163.391.136	3.988.656.612.638	3.949.910.001.887	(274.314.718.694)	-0,069
	2020	4.098.399.943.888	3.911.163.391.136	4.004.781.667.512	2.093.847.754	0,001
	2021	4.309.448.332.445	4.098.399.943.888	4.203.924.138.167	(59.882.732.393)	-0,014
	2022	5.088.499.834.054	4.309.448.332.445	4.698.974.083.250	1.003.943.882	0,000
SATU	2018	313.061.203.474	269.706.623.605	291.383.913.540	(5.535.929.379)	-0,019
	2019	282.277.251.510	313.061.203.474	297.669.227.492	(18.844.842.912)	-0,063
	2020	260.603.289.007	282.277.251.510	271.440.270.259	(18.338.594.245)	-0,068
	2021	259.460.426.775	260.603.289.007	260.031.857.891	(18.044.948.925)	-0,069
	2022	237.976.127.852	259.460.426.775	248.718.277.314	(8.075.071.189)	-0,032
SCBD	2018	851.949.796	783.987.345	817.968.571	93.097.403	0,114

	2019	854.228.765	851.949.796	853.089.281	19.014.640	0,022
	2020	827.237.179	854.228.765	840.732.972	(24.994.708)	-0,030
	2021	1.036.704.159	827.237.179	931.970.669	246.670.880	0,265
	2022	1.583.485.443	1.036.704.159	1.310.094.801	174.600.081	0,133
SDMD	2018	4.051.544	3.604.983	3.828.264	2.208.778	0,577
	2019	4.245.730	4.051.544	4.148.637	2.938.505	0,708
	2020	4.500.628	4.245.730	4.373.179	2.207.080	0,505
	2021	4.472.011	4.500.628	4.486.320	66.086	0,015
	2022	5.937.890	4.472.011	5.204.951	1.462.635	0,281
SMRA	2018	10.507.809.126	20.810.319.657	15.659.064.392	950.310.489	0,061
	2019	24.441.657.276	10.507.809.126	17.474.733.201	922.919.835	0,053
	2020	24.922.534.224	24.441.657.276	24.682.095.750	439.767.516	0,018
	2021	26.049.716.678	24.922.534.224	25.486.125.451	755.916.681	0,030
	2022	28.433.574.878	26.049.716.678	27.241.645.778	1.017.856.287	0,037

TARA	2018	1.122.279.225.842	1.234.608.879.825	1.178.444.052.834	952.117.451	0,001
	2019	1.125.958.346.465	1.122.279.225.842	1.124.118.786.154	1.062.164.185	0,001
	2020	1.086.597.471.370	1.125.958.346.465	1.106.277.908.918	(12.547.995.411)	-0,011
	2021	1.085.232.564.474	1.086.597.471.370	1.085.915.017.922	21.430.197.891	0,020
	2022	1.080.248.725.557	1.085.232.564.474	1.082.740.645.016	(3.070.556.913)	-0,003
TRIN	2018	1.596.171.343	1.234.094.832	1.415.133.088	95.969.551	0,068
	2019	1.819.761.502	1.596.171.343	1.707.966.423	37.754.642	0,022
	2020	1.472.164.984	1.819.761.502	1.645.963.243	7.830.345	0,005
	2021	1.871.869.145	1.472.164.984	1.672.017.065	(50.367.650)	-0,030
	2022	2.076.978.640	1.871.869.145	1.974.423.893	34.895.362	0,018
URBN	2018	1.022.351.229.000	804.583.932.393	913.467.580.697	10.380.359.937	0,011
	2019	1.622.298.113.795	1.022.351.229.000	1.322.324.671.398	46.221.261.696	0,035
	2020	2.336.951.970.804	1.622.298.113.795	1.979.625.042.300	119.229.447.776	0,060
	2021	3.941.663.945.087	2.336.951.970.804	3.139.307.957.946	118.386.435.666	0,038

	2022	4.055.436.445.514	3.941.663.945.087	3.998.550.195.301	85.234.871.655	0,021
--	------	-------------------	-------------------	-------------------	----------------	-------

LAMPIRAN 2

A. UJI STATISTIK DESKRITIF

Descriptive Statistics

	N	Minimum	Maximum	Mean	Std. Deviation
AKO	390	-.601	6.005	.02518	.327751
TH	390	.000	25.471	.45644	1.302956
UP	390	6.608	13.813	11.48984	1.622938
BA	390	-2.226	3.004	.02226	.246120
VP	390	.001	92.884	1.54176	9.537359
KI	390	.000	26.510	.82963	2.945198
PL	390	-.376	4.094	.04586	.275058
Valid N (listwise)	390				

B. UJI ASUMSI KLASIK

I. UJI NORMALITAS

One-Sample Kolmogorov-Smirnov Test

		Unstandardized Residual
N		390
Normal Parameters ^{a,b}	Mean	.0000000
	Std. Deviation	.16866588
	Absolute	.135
Most Extreme Differences	Positive	.098
	Negative	-.135
Kolmogorov-Smirnov Z		1.191
Asymp. Sig. (2-tailed)		.117

a. Test distribution is Normal.

II. UJI MULTIKOLINERITAS

Coefficients^a

Model	Unstandardized Coefficients		Standardized Coefficients	t	Sig.	Collinearity Statistics	
	B	Std. Error	Beta			Tolerance	VIF
(Constant)	-.039	.064		-.615	.539		
AKO	.265	.058	.316	4.548	.000	.165	6.061
TH	.128	.015	.607	8.459	.000	.155	6.464
UP	.000	.005	.002	.047	.962	.781	1.281
BA	.402	.036	.360	11.195	.000	.771	1.297
VP	.003	.001	.097	3.108	.002	.813	1.229
KI	.005	.003	.049	1.716	.087	.983	1.017

a. Dependent Variable : PL

III. UJI AUTOKORELASI

Model Summary^b

Model	R	R Square	Adjusted R Square	Std. Error of the Estimate	Durbin-Watson
1	.834 ^a	.695	.690	.153057	1.949

a. Predictors: (Constant), KI, BA, VP, AKO, UP, TH

b. Dependent Variable: PL

C. UJI HIPOTESIS

I. ANALISIS REGRESI LINIER BERGANDA

Coefficients^a

Model	Unstandardized Coefficients		Standardized Coefficients	t	Sig.
	B	Std. Error	Beta		
(Constant)	-.039	.064		-.615	.539
AKO	.265	.058	.316	4.548	.000
TH	.128	.015	.607	8.459	.000
UP	.000	.005	.002	.047	.962
BA	.402	.036	.360	11.195	.000
VP	.003	.001	.097	3.108	.002
KI	.005	.003	.049	1.716	.087

c. Dependent Variable: PL

II. UJI PARSIAL T

Coefficients^a

Model	Unstandardized Coefficients		Standardized Coefficients	T	Sig.
	B	Std. Error	Beta		
(Constant)	-.039	.064		-.615	.539
AKO	.265	.058	.316	4.548	.000
TH	.128	.015	.607	8.459	.000
UP	.000	.005	.002	.047	.962
BA	.402	.036	.360	11.195	.000
VP	.003	.001	.097	3.108	.002
KI	.005	.003	.049	1.716	.087

a. Dependent Variable: PL

III. UJI KOEFISIEN DETERMINASI (R²)

Model Summary

Model	R	R Square	Adjusted R Square	Std. Error of the Estimate
1	.834 ^a	.695	.690	.153057

a. Predictors: (Constant), KI, BA, VP, AKO, UP, TH

LAMPIRAN 3

- **Tabel Durbin – Watson**

T=6 to 100, K=2 to 21 (K ≤ T-4)				T=100 to 200, K=2 to 21				T=200,210,220,....,500, K=2 to 21				T=500,550,600,....,2000, K=2 to 21			
K includes intercept				K includes intercept				K includes intercept				K includes intercept			
T	K	dL	dU	T	K	dL	dU	T	K	dL	dU	T	K	dL	dU
34.	4.	1.27074	1.65189	118.	14.	1.46347	1.94830	380.	14.	1.76130	1.90266	1400.	14.	1.89341	1.93089
34.	5.	1.20779	1.72770	118.	15.	1.44413	1.96959	380.	15.	1.75573	1.90834	1400.	15.	1.89195	1.93235
34.	6.	1.14393	1.80758	118.	16.	1.42467	1.99116	380.	16.	1.75014	1.91404	1400.	16.	1.89050	1.93381
34.	7.	1.07944	1.89129	118.	17.	1.40507	2.01300	380.	17.	1.74452	1.91977	1400.	17.	1.88904	1.93527
34.	8.	1.01462	1.97849	118.	18.	1.38535	2.03510	380.	18.	1.73889	1.92553	1400.	18.	1.88758	1.93674
34.	9.	0.94973	2.06882	118.	19.	1.36552	2.05746	380.	19.	1.73323	1.93132	1400.	19.	1.88612	1.93820
34.	10.	0.88506	2.16190	118.	20.	1.34558	2.08007	380.	20.	1.72755	1.93714	1400.	20.	1.88466	1.93967
34.	11.	0.82091	2.25735	118.	21.	1.32555	2.10293	380.	21.	1.72186	1.94298	1400.	21.	1.88319	1.94114
34.	12.	0.75755	2.35473	119.	2.	1.68394	1.71780	390.	2.	1.82868	1.83896	1450.	2.	1.91229	1.91505
34.	13.	0.69527	2.45359	119.	3.	1.66687	1.73515	390.	3.	1.82352	1.84413	1450.	3.	1.91090	1.91643
34.	14.	0.63433	2.55348	119.	4.	1.64960	1.75283	390.	4.	1.81834	1.84933	1450.	4.	1.90952	1.91781
34.	15.	0.57503	2.65392	119.	5.	1.63212	1.77085	390.	5.	1.81314	1.85457	1450.	5.	1.90813	1.91920
34.	16.	0.51760	2.75442	119.	6.	1.61446	1.78919	390.	6.	1.80791	1.85982	1450.	6.	1.90675	1.92059
34.	17.	0.46231	2.85449	119.	7.	1.59660	1.80786	390.	7.	1.80266	1.86512	1450.	7.	1.90535	1.92197
34.	18.	0.40939	2.95361	119.	8.	1.57855	1.82686	390.	8.	1.79739	1.87043	1450.	8.	1.90396	1.92337
34.	19.	0.35907	3.05127	119.	9.	1.56033	1.84616	390.	9.	1.79210	1.87578	1450.	9.	1.90257	1.92476
34.	20.	0.31155	3.14697	119.	10.	1.54195	1.86577	390.	10.	1.78678	1.88115	1450.	10.	1.90118	1.92616
34.	21.	0.26704	3.24020	119.	11.	1.52338	1.88569	390.	11.	1.78145	1.88656	1450.	11.	1.89979	1.92755
35.	2.	1.40194	1.51914	119.	12.	1.50466	1.90591	390.	12.	1.77609	1.89200	1450.	12.	1.89838	1.92895
35.	3.	1.34332	1.58382	119.	13.	1.48579	1.92641	390.	13.	1.77071	1.89746	1450.	13.	1.89699	1.93035
35.	4.	1.28330	1.65282	119.	14.	1.46678	1.94721	390.	14.	1.76532	1.90294	1450.	14.	1.89559	1.93177
35.	5.	1.22214	1.72593	119.	15.	1.44762	1.96828	390.	15.	1.75989	1.90846	1450.	15.	1.89419	1.93317
35.	6.	1.16007	1.80292	119.	16.	1.42832	1.98963	390.	16.	1.75445	1.91401	1450.	16.	1.89277	1.93458
35.	7.	1.09735	1.88351	119.	17.	1.40890	2.01124	390.	17.	1.74898	1.91957	1450.	17.	1.89137	1.93599
35.	8.	1.03424	1.96743	119.	18.	1.38936	2.03312	390.	18.	1.74351	1.92517	1450.	18.	1.88996	1.93740
35.	9.	0.97099	2.05436	119.	19.	1.36972	2.05525	390.	19.	1.73800	1.93080	1450.	19.	1.88856	1.93882

Lampiran 4

• T- Tabel

df (N-2)	Tabel Distribusi t					
	Tingkat Signifikansi					
	One Tail	0,05	0,025	0,01	0,005	0,0005
Two Tail	0,1	0,05	0,02	0,01	0,001	
371		1,6489712	1,9663788	2,3364410	2,5891459	3,3169433
372		1,6489601	1,9663615	2,3364137	2,5891099	3,3168718
373		1,6489490	1,9663443	2,3363866	2,5890741	3,3168007
374		1,6489380	1,9663272	2,3363597	2,5890385	3,3167299
375		1,6489271	1,9663102	2,3363329	2,5890032	3,3166595
376		1,6489163	1,9662932	2,3363062	2,5889679	3,3165895
377		1,6489055	1,9662764	2,3362797	2,5889329	3,3165199
378		1,6488947	1,9662596	2,3362533	2,5888981	3,3164506
379		1,6488840	1,9662430	2,3362271	2,5888635	3,3163818
380		1,6488734	1,9662264	2,3362010	2,5888290	3,3163132
381		1,6488628	1,9662099	2,3361750	2,5887947	3,3162451
382		1,6488523	1,9661935	2,3361492	2,5887606	3,3161773
383		1,6488418	1,9661772	2,3361235	2,5887267	3,3161098
384		1,6488314	1,9661610	2,3360979	2,5886929	3,3160427
385		1,6488211	1,9661448	2,3360725	2,5886594	3,3159760
386		1,6488108	1,9661288	2,3360472	2,5886260	3,3159096
387		1,6488005	1,9661128	2,3360220	2,5885928	3,3158436
388		1,6487903	1,9660969	2,3359970	2,5885597	3,3157779
389		1,6487802	1,9660811	2,3359721	2,5885268	3,3157125
390		1,6487701	1,9660653	2,3359473	2,5884941	3,3156475
391		1,6487600	1,9660497	2,3359227	2,5884616	3,3155828
392		1,6487501	1,9660341	2,3358982	2,5884292	3,3155184
393		1,6487401	1,9660186	2,3358738	2,5883970	3,3154544
394		1,6487302	1,9660032	2,3358495	2,5883650	3,3153907
395		1,6487204	1,9659879	2,3358253	2,5883331	3,3153273
396		1,6487106	1,9659726	2,3358013	2,5883014	3,3152643
397		1,6487009	1,9659574	2,3357774	2,5882699	3,3152015

Lampiran 5 : SK Dosen Pembimbing



Fakultas Ekonomi
dan Bisnis

Surabaya, 06 Februari 2023

No. : 075/II.3.AU/A/FE/2023

Lamp. :-

Hal : **Dosen Pembimbing Utama dan Pembimbing Pendamping**

Kepada Yth:

1. Zeni Rusmawati, S.Pd,M.Pd
 2. Tyasha Ayu Melynda Sari, SE.,MA
- Di Tempat

Assalamu'alaikum Wr. Wb.

Sehubungan dengan telah dipenuhinya persyaratan penulisan skripsi, sebagai mana diatur dalam :

1. Peraturan Rektor no : 566.1 /PRN/II.3.AU.F/2014 – 03.09.2014, tentang pedoman Akademik Tahun 2014/2015 Universitas Muhammadiyah Surabaya, perihal penilaian hasil belajar point 4.5 (Tugas Akhir)
2. Surat Keputusan Dekan Fakultas Ekonomi UMSurabaya No : 68/ II.3.AU/A/Fak. Ekonomi/IX/2013 Tentang Pedoman Akademik Pelaksanaan Pendidikan Program Sarjana (S-1), Bab IV Point C.4 (Prosedur Penilaian Skripsi).

Maka dimohon perkenannya untuk menjadi pembimbing terhadap mahasiswa sebagai berikut :

Nama : Dwi Sandra Magdalena

Nim : 20191220004

Prodi : Akuntansi

Judul Skripsi : Pengaruh arus kas Operasi, ukuran perusahaan, tingkat hutang, volatilitas penjualan, Boox tax Difference, kepemilikan Institusional Terhadap Persintensi laba (Studi Kasus Pada Perusahaan Sektor Real Estate/Property Terdaftar di BEI Periode 2017-2022)

Pembimbing Utama : Zeni Rusmawati, S.Pd,M.Pd

Pembimbing Pendamping : Tyasha Ayu Melynda Sari, SE.,MA

Demikian, atas perhatian dan perkenannya disampaikan terimakasih

Wassalamu'alaikumWr.Wb.

Kaprodi Akuntansi,

Zeni Rusmawati., S.Pd.,M.Pd

Tembusan Yth, (Tanpa Lampiran):

1. Dekan
2. Kaprodi Akuntansi
3. Mahasiswa Yang Bersangkutan

Morality, Intellectuality and Entrepreneurship

FAKULTAS AGAMA ISLAM | FAKULTAS KEGURUAN DAN ILMU PENDIDIKAN | FAKULTAS TEKNIK
FAKULTAS EKONOMI DAN BISNIS | FAKULTAS HUKUM | FAKULTAS ILMU KESEHATAN
FAKULTAS PSIKOLOGI | FAKULTAS KEDOKTERAN | PROGRAM PASCASARJANA


ADDRESS

Jl. Sutorejo No. 59 Kota Surabaya
Provinsi Jawa Timur Indonesia 60113
www.um-surabaya.ac.id



CONTACT

phone : 031 3811966
fax : 031 3813096
email : rektorat@um-surabaya.ac.id


Lampiran 6 : Kartu Bimbingan Skripsi



um surabaya
UNIVERSITAS SURABAYA

DWI SANDRA MAGDALENA ▼



Home > Pembimbing Ta Konsultasi > Manage

Kartu Kendali Bimbingan Skripsi

Fields with * are required.

Tanggal *

📅
06/05/2023

Tanggal

Pembimbing *

▼

Topik *











📄
Topik

Saran/Komentar

📝
Saran/Komentar

Create

Menampilkan 1-10 dari 10 hasil

No.	Tanggal	Topik	Saran/Komentar	Pembimbing	
1	2023-02-14	Hasil revisi Bab I		Halimatus Sa diyah	
2	2023-02-24	Bimbingan bab I		Halimatus Sa diyah	
3	2023-03-15	Bab I	Revisi latar belakang	Tyasha Ayu Melynda Sari	
4	2023-04-15	Bab I	Acc bab I lanjut bab II dan III	Halimatus Sa diyah	
5	2023-05-17	Bimbingan Bab II dan III	Revisi bab III	Halimatus Sa diyah	
6	2023-05-18	Bimbingan bab II dan III	Revisi bab III	Tyasha Ayu Melynda Sari	
7	2023-05-29	Bab III	revisi daftar pustaka, daftar isi dan kata pengantar	Halimatus Sa diyah	
8	2023-05-30	Bimbingan Bab III	Revisi penulisan	Tyasha Ayu Melynda Sari	
9	2023-05-31	Acc sempro		Halimatus Sa diyah	
10	2023-05-31	Acc sempro		Tyasha Ayu Melynda Sari	

Lampiran 7 : Surat Keterangan Bukti Plagiasi



Perpustakaan

ASLI

FM-009 PERPUS-07

SURAT KETERANGAN BUKTI BEBAS PLAGIASI

Naskah tugas akhir / skripsi / karya tulis / tesis*) yang diserahkan atas :

Nama : Dwi Sandra Magdalena
 N I M : 20191220004
 Fakultas/Prodi : Fakultas Ekonomi (S1) Akuntansi
 Alamat : jl kalijudan 6 no 20a
 Judul : Pengaruh Arus Kas Operasi, Tingkat Hutang, Ukuran Perusahaan, Besaran Akruai, Volatilitas Penjualan, Kepemilikan Institusional Terhadap Persistensi Laba telah **diserahkan dan memenuhi kriteria** batas maksimal yang sudah ditentukan.

Petugas perpustakaan

Putri Rokhmawati

Surabaya, 25 Agustus 2023

Mahasiswa,

Dwi Sandra Magdalena

Mengetahui,
Kepala Perpustakaan

Drs. Yarno, M.Pd.

*) **DILARANG KERAS MENYEBARLUASKAN FORM INI**

Lampiran 8 : Endorsement Letter**ENDORSEMENT LETTER**

816/PB-UMS/EL/VIII/2023

This letter is to certify that the abstract of the thesis below

Title : Effect of Operating Cash Flow, Company Size, Levels of Debt, Accrual Amount, Sales Volatility, Institutional Ownership on Profit Persistence
Student's name : Dwi Sandra Magdalena
Student's ID Number : 20191220004
Department : Accounting, Undergraduate, Faculty of Economics and Business, Universitas Muhammadiyah Surabaya Indonesia

has been endorsed by Pusat Bahasa *UMSurabaya* for further approval by the examining committee of the faculty.

Surabaya, August 15, 2023

Chair person,

Dr. Waode Hamsia, M.Pd

Lampiran 9 : Lembar Persetujuan Skripsi



FAKULTAS EKONOMI DAN BISNIS
UNIVERSITAS MUHAMMADIYAH SURABAYA
 Jl Sutorejo No 59 Surabaya

PANITIA UJIAN SKRIPSI STRATA - 1 (S-1)
 FAKULTAS EKONOMI DAN BISNIS

DAFTAR PERBAIKAN SKRIPSI

Nama Mahasiswa : DWI SANDRA MAGDALENA

Noreg Mahasiswa : 20191220004

Jurusan : AKUNTANSI

Hari/Tanggal : 18 Agustus 2023

Kami telah menyetujui perbaikan/refisi atas skripsi mahasiswa tersebut diatas

Nama Penguji	Tanda Tangan	Tanggal
Rieska Maharani, SE., MM		18/08/23
Zeni Rusmawati S.pd., M.Pd		
Tyasha Ayu Melynda Sari, SE., MA		23/8/23

Catatan

Setiap Mahasiswa membuat rangkap 3