

LAMPIRAN

Lampiran 1 Populasi Penelitian

NO	KODE	NAMA PERUSAHAAN
1	AKSI	PT. Maming Enam Sembilan Mineral, Tbk
2	BALI	PT. Bali Towerindo Sentra, Tbk
3	BTEL	PT. Bakrie Telecom, Tbk
4	BUKK	PT. Bukaka Teknik Utama, Tbk
5	CENT	PT. Centratama Telekomunikasi Indonesia, Tbk
6	CMNP	PT. Citra Marga Nusapala Persada, Tbk
7	EXCL	PT. XL Axiata, Tbk
8	FREN	PT. Smartfren Telecom, Tbk
9	GHON	PT. Gihon Telekomunikasi Indonesia, Tbk
10	GOLD	PT. Visi Telekomunikasi Infrastruktur, Tbk
11	IBST	PT. Inti Bangun Sejahtera, Tbk
12	IPCC	PT. Indonesia Kendaraan Terminal, Tbk
13	ISAT	PT. Indosat, Tbk
14	JSMR	PT. Jasa Marga, Tbk
15	KOPI	PT. Mitra Energi Persada, Tbk
16	LAPD	PT. Leyand International, Tbk
17	LCKM	PT. LCK Global Kedaton, Tbk
18	META	PT. Nusantara Infrastructure, Tbk
19	MPOW	PT. Megapower Makmur, Tbk
20	OASA	PT. Protech Mitra Perkasa, Tbk
21	PGAS	PT. Perusahaan Gas Negara, Tbk
22	POWR	PT. Cikarang Listrindo, Tbk
23	PPRE	PT. PP Prepisi, Tbk
24	PSSI	PT. IMC Pelita Logistik, Tbk
25	RAJA	PT. Rukun Raharja, Tbk
26	SUPR	PT. Solusi Tunas Pratama, Tbk
27	TBIG	PT. Tower Bersama Infrastructure, Tbk
28	TGRA	PT. Terregra Asia Energy, Tbk
29	TLKM	PT. Telkom Indonesia, Tbk
30	TOWR	PT. Sarana Menara Indonesia, Tbk
31	APOL	PT. Arpeni Pratama Ocean Line, Tbk
32	ASSA	PT. Adi Sarana Armada, Tbk
33	BBRM	PT. Pelayaran Nasional Bina Buana Raya, Tbk
34	BIRD	PT. Blue Bird, Tbk
35	BLTA	PT. Berlian Laju Tanker, Tbk
36	BPTR	PT. Batavia Prosperindo Trans, Tbk

NO	KODE	NAMA PERUSAHAAN
37	BULL	PT. Buana Listya Tama, Tbk
38	CANI	PT. Capitol Nusantara Indonesia, Tbk
39	CASS	PT. Cardig Aero Services, Tbk
40	CMPP	PT. Air Asia Indonesia, Tbk
41	DEAL	PT. Dewata Freigh International, Tbk
42	GIAA	PT. Garuda Indonesia, Tbk
43	HELI	PT. Jaya Trishindo, Tbk
44	HITS	PT. Humpuss Intermoda Transportasi, Tbk
45	IATA	PT. Indonesia Air Transport & Infrastruktur, Tbk
46	IPCM	PT. Jasa Armada Indonesia, Tbk
47	KARW	PT. ICTSI Jasa Prima, Tbk
48	LEAD	PT. Logindo Samudramakmur, Tbk
49	LRNA	PT. Ekasari Lorena Transport, Tbk
50	MBSS	PT. Mitra Bantera Segara, Tbk
51	MIRA	PT. Mitra International Resources, Tbk
52	NELY	PT. Pelayaran Nelly Dwi Putri, Tbk
53	PTIS	PT. Indo Straits, Tbk
54	RIGS	PT. Rig Tenders Indonesia, Tbk
55	SAFE	PT. Steady Safe, Tbk
56	SAPX	PT. Satria Antaran Prima, Tbk
57	SDMU	PT. Sidomulyo Selaras, Tbk
58	SHIP	PT. Sillo Maritime Perdana, Tbk
59	SMDR	PT. Samudera Indonesia, Tbk
60	SOCI	PT. Soechi Lines, Tbk
61	TAMU	PT. Pelayaran Tamarin Samudra, Tbk
62	TAXI	PT. Express Transindo Utama, Tbk
63	TCPI	PT. Transcoal Pacific, Tbk
64	TMAS	PT. Pelayaran Tempuran Emas, Tbk
65	TNCA	PT. Trimuda Nuansa Citra, Tbk
66	TPMA	PT. Trans Power Marine, Tbk
67	TRAM	PT. Trada Alam Minera, Tbk
68	TRUK	PT. Guna Timur Raya, Tbk
69	WEHA	PT. Weha Transportasi Indonesia, Tbk
70	WINS	PT. Wintermar Offshore Marine, Tbk

Sumber: www.idx.co.id

Lampiran 2 Sampel Penelitian

NO	KODE	NAMA PERUSAHAAN
1	AKSI	PT. Mineral Sumberdaya Mandiri, Tbk
2	BALI	PT. Bali Towerindo Sentra, Tbk
3	BUKK	PT. Bukaka Teknik Utama, Tbk
4	CMNP	PT. Citra Marga Nusapala Persada, Tbk
5	GHON	PT. Gihon Telekomunikasi Indonesia, Tbk
6	IBST	PT. Inti Bangun Sejahtera, Tbk
7	LCKM	PT. LCK Global Kedaton, Tbk
8	META	PT. Nusantara Infrastructure, Tbk
9	PPRE	PT. PP Presisi, Tbk
10	TBIG	PT. Tower Bersama Infrastructure, Tbk
11	TLKM	PT. Telekomunikasi Indonesia, Tbk
12	TOWR	PT. Sarana Menara Indonesia, Tbk
13	ASSA	PT. Adi Sarana Armada, Tbk
14	BPTR	PT. Batavia Prosperindo Trans, Tbk
15	NELY	PT. Pelayaran Nelly Dwi Putri, Tbk
16	IPCM	PT. Jasa Armada Indonesia, Tbk
17	TCPI	PT. Transcoal Pacific, Tbk
18	TMAS	PT. Pelayaran Tempuran Emas, Tbk

Lampiran 3 Tabulasi Profitabilitas

Tahun	Kode	Laba Bersih	Total Aset	ROA
		A	B	A/B
2018	AKSI	Rp 26.482.339.033	Rp 275.005.973.287	0,096
2018	BALI	Rp 50.353.175.264	Rp 3.437.653.341.261	0,015
2018	BUKK	Rp 561.435.263	Rp 4.414.296.408	0,127
2018	CMNP	Rp 730.583.775.834	Rp 13.098.505.586.708	0,056
2018	GHON	Rp 49.423.302	Rp 485.156.762	0,102
2018	IBST	Rp 146.006.831.186	Rp 7.725.601.132.423	0,019
2018	LCKM	Rp 4.806.252.640	Rp 143.302.214.511	0,034
2018	META	Rp 217.085.701.116	Rp 4.305.691.117.097	0,050
2018	PPRE	Rp 432.298.157.985	Rp 6.255.996.193.627	0,069
2018	TBIG	Rp 702.632	Rp 2.027.465	0,347
2018	TLKM	Rp 26.979	Rp 206.196	0,131
2018	TOWR	Rp 2.200.060	Rp 22.959.618	0,096
2018	ASSA	Rp 142.242.410.935	Rp 4.062.536.132.739	0,035
2018	BPTR	Rp 98.134.537.224	Rp 669.322.314.577	0,147
2018	IPCM	Rp 72.807.226	Rp 1.159.193.789	0,063
2018	TCPI	Rp 265.610	Rp 2.755.731	0,096
2018	NELY	Rp 52.752.666.735	Rp 474.345.474.753	0,111
2018	TMAS	Rp 34.818.481.452	Rp 2.837.426.144.607	0,012
2019	AKSI	Rp 4.177.237.649	Rp 285.177.567.739	0,015
2019	BALI	Rp 46.024.437.201	Rp 4.147.689.322.753	0,011
2019	BUKK	Rp 491.956.774	Rp 4.739.164.617	0,104
2019	CMNP	Rp 689.853.467	Rp 15.453.514.716	0,045
2019	GHON	Rp 63.509.234	Rp 740.433.237	0,086
2019	IBST	Rp 128.831.147.635	Rp 8.893.030.992.719	0,014
2019	LCKM	Rp 2.295.609.020	Rp 143.904.158.664	0,016
2019	META	Rp 205.366.733.531	Rp 5.077.399.779.309	0,040
2019	PPRE	Rp 439.253.263.108	Rp 7.760.863.409.420	0,057
2019	TBIG	Rp 866.121	Rp 30.871.710	0,028
2019	TLKM	Rp 27.592	Rp 221.208	0,125
2019	TOWR	Rp 2.353.089	Rp 27.665.695	0,085
2019	ASSA	Rp 91.614.940.880	Rp 4.849.223.630.042	0,019
2019	BPTR	Rp 8.108.255.688	Rp 536.133.980.207	0,015
2019	IPCM	Rp 90.047.274	Rp 1.279.304.590	0,070
2019	TCPI	Rp 269.489	Rp 3.077.535	0,088
2019	NELY	Rp 52.344.151.967	Rp 527.467.886.738	0,099
2019	TMAS	Rp 100.615	Rp 3.266.151	0,031

Tahun	Kode	Laba Bersih	Total Aset	ROA
		A	B	A/B
2020	AKSI	Rp 3.036.178.470	Rp 298.261.244.290	0,010
2020	BALI	Rp 84.403.215.805	Rp 4.651.939.975.688	0,018
2020	BUKK	Rp 423.714.832	Rp 4.976.221.593	0,085
2020	CMNP	Rp 375.100.100	Rp 16.497.923.247	0,023
2020	GHON	Rp 77.752.839	Rp 827.628.586	0,094
2020	IBST	Rp 67.204.167.744	Rp 10.412.826.253.217	0,006
2020	LCKM	Rp 4.817.922.834	Rp 146.610.616.333	0,033
2020	META	Rp 112.621.885.604	Rp 5.846.683.392.749	0,019
2020	PPRE	Rp 115.881.928.744	Rp 6.895.982.045.724	0,017
2020	TBIG	Rp 1.066.576	Rp 36.521.303	0,029
2020	TLKM	Rp 29.563	Rp 246.943	0,120
2020	TOWR	Rp 2.853.617	Rp 34.249.550	0,083
2020	ASSA	Rp 63.896.421.980	Rp 5.170.895.098.267	0,012
2020	BPTR	Rp 3.116.278.755	Rp 536.303.219.831	0,006
2020	IPCM	Rp 80.234.175	Rp 1.408.289.984	0,057
2020	TCPI	Rp 57.730	Rp 2.752.211	0,021
2020	NELY	Rp 43.944.061.538	Rp 568.048.326.214	0,077
2020	TMAS	Rp 52.214	Rp 3.837.040	0,014
2021	AKSI	Rp 24.226.913.508	Rp 275.990.708.661	0,088
2021	BALI	Rp 188.536.504.140	Rp 5.001.398.828.957	0,038
2021	BUKK	Rp 482.094.181	Rp 5.226.470.342	0,092
2021	CMNP	Rp 709.337.388	Rp 15.445.908.289	0,046
2021	GHON	Rp 89.855.831	Rp 1.021.478.602	0,088
2021	IBST	Rp 63.351.210.259	Rp 9.547.133.662.297	0,007
2021	LCKM	Rp 1.647.206.699	Rp 147.143.541.262	0,011
2021	META	Rp 25.760.949.227	Rp 6.587.329.005.837	0,004
2021	PPRE	Rp 146.813.185.337	Rp 7.029.648.280.015	0,021
2021	TBIG	Rp 1.601.353	Rp 41.870.435	0,038
2021	TLKM	Rp 33.948	Rp 277.184	0,122
2021	TOWR	Rp 3.447.875	Rp 65.828.670	0,052
2021	ASSA	Rp 159.581.031.996	Rp 6.031.946.733.670	0,026
2021	BPTR	Rp 11.394.308.741	Rp 816.739.145.113	0,014
2021	IPCM	Rp 136.582.720	Rp 1.427.875.007	0,096
2021	TCPI	Rp 84.578	Rp 2.847.296	0,030
2021	NELY	Rp 51.407.237.669	Rp 552.781.459.611	0,093
2021	TMAS	Rp 697.621	Rp 4.051.811	0,172
2022	AKSI	Rp 46.959.900.524	Rp 366.151.031.018	0,128

Tahun	Kode	Laba Bersih	Total Aset	ROA
		A	B	A/B
2022	BALI	Rp 212.090.007.799	Rp 5.196.995.589.938	0,041
2022	BUKK	Rp 462.277.988	Rp 6.259.364.267	0,074
2022	CMNP	Rp 934.586.111	Rp 18.386.596.160	0,051
2022	GHON	Rp 90.728.112	Rp 1.156.622.811	0,078
2022	IBST	Rp 41.526.767.474	Rp 9.431.928.852.947	0,004
2022	LCKM	Rp 702.210.466	Rp 145.557.220.841	0,005
2022	META	Rp 122.464.831.778	Rp 11.153.501.940.291	0,011
2022	PPRE	Rp 181.661.615.624	Rp 7.588.440.332.245	0,024
2022	TBIG	Rp 1.689.441	Rp 43.139.968	0,039
2022	TLKM	Rp 27.680	Rp 275.192	0,101
2022	TOWR	Rp 3.496.535	Rp 65.625.136	0,053
2022	ASSA	Rp 3.704.328.643	Rp 7.268.436.910.723	0,001
2022	BPTR	Rp 18.111.128.222	Rp 1.243.695.808.964	0,015
2022	IPCM	Rp 150.654.849	Rp 1.488.208.066	0,101
2022	TCPI	Rp 115.667	Rp 2.809.869	0,041
2022	NELY	Rp 126.391.885.783	Rp 653.425.820.330	0,193
2022	TMAS	Rp 1.413.818	Rp 4.403.862	0,321

Sumber: Laporan Keuangan (diolah)

Lampiran 4 Tabulasi *Gender Diversity*

Tahun	Kode	Jumlah Direksi Wanita	Total Dewan Direksi	GD
		A	B	A/B
2018	MSDM	0	2	0,000
2018	BALI	1	4	0,250
2018	BUKK	2	5	0,400
2018	CMNP	1	4	0,250
2018	GHON	1	3	0,333
2018	IBST	0	3	0,000
2018	LCKM	1	3	0,333
2018	META	0	7	0,000
2018	PPRE	0	4	0,000
2018	TBIG	2	5	0,400
2018	TLKM	1	8	0,125
2018	TOWR	0	7	0,000
2018	ASSA	0	5	0,000
2018	BPTR	0	2	0,000
2018	IPCM	0	3	0,000
2018	TCPI	0	4	0,000
2018	NELY	2	4	0,500
2018	TMAS	1	5	0,200
2019	MSDM	0	2	0,000
2019	BALI	1	4	0,250
2019	BUKK	2	5	0,400
2019	CMNP	1	3	0,333
2019	GHON	0	3	0,000
2019	IBST	0	3	0,000
2019	LCKM	1	3	0,333
2019	META	0	7	0,000
2019	PPRE	0	4	0,000
2019	TBIG	2	5	0,400
2019	TLKM	1	9	0,111
2019	TOWR	0	7	0,000
2019	ASSA	0	4	0,000
2019	BPTR	1	2	0,500
2019	IPCM	0	4	0,000
2019	TCPI	0	4	0,000
2019	NELY	2	4	0,500
2019	TMAS	1	5	0,200

Tahun	Kode	Jumlah Direksi Wanita	Total Dewan Direksi	GD
		A	B	A/B
2020	MSDM	0	2	0,000
2020	BALI	1	4	0,250
2020	BUKK	2	5	0,400
2020	CMNP	1	3	0,333
2020	GHON	0	3	0,000
2020	IBST	0	3	0,000
2020	LCKM	1	2	0,500
2020	META	0	8	0,000
2020	PPRE	0	6	0,000
2020	TBIG	2	5	0,400
2020	TLKM	1	9	0,111
2020	TOWR	0	7	0,000
2020	ASSA	0	4	0,000
2020	BPTR	1	2	0,500
2020	IPCM	1	4	0,250
2020	TCPI	0	4	0,000
2020	NELY	2	4	0,500
2020	TMAS	1	4	0,250
2021	MSDM	0	2	0,000
2021	BALI	1	4	0,250
2021	BUKK	2	5	0,400
2021	CMNP	1	3	0,333
2021	GHON	0	3	0,000
2021	IBST	0	3	0,000
2021	LCKM	1	2	0,500
2021	META	0	4	0,000
2021	PPRE	0	4	0,000
2021	TBIG	2	5	0,400
2021	TLKM	1	9	0,111
2021	TOWR	1	7	0,143
2021	ASSA	0	4	0,000
2021	BPTR	1	2	0,500
2021	IPCM	1	4	0,250
2021	TCPI	0	5	0,000
2021	NELY	2	4	0,500
2021	TMAS	2	3	0,667
2022	MSDM	0	2	0,000

Tahun	Kode	Jumlah Direksi Wanita	Total Dewan Direksi	GD
		A	B	A/B
2022	BALI	1	4	0,250
2022	BUKK	2	5	0,400
2022	CMNP	1	3	0,333
2022	GHON	0	3	0,000
2022	IBST	0	3	0,000
2022	LCKM	1	2	0,500
2022	META	0	4	0,000
2022	PPRE	0	4	0,000
2022	TBIG	2	4	0,500
2022	TLKM	1	9	0,111
2022	TOWR	1	7	0,143
2022	ASSA	0	4	0,000
2022	BPTR	1	2	0,500
2022	IPCM	2	3	0,667
2022	TCPI	0	5	0,000
2022	NELY	2	5	0,400
2022	TMAS	2	3	0,667

Sumber: Laporan Keuangan (diolah)

Lampiran 5 Tabulasi Biaya Agensi Manajerial

Tahun	Kode	Biaya Adm & umum	Penjualan	BAM
		A	B	A/B
2018	AKSI	Rp 17.885.102.861	Rp 319.106.290.160	0,056
2018	BALI	Rp 55.900.939.513	Rp 464.175.762.884	0,120
2018	BUKK	Rp 136.906.616	Rp 4.681.432.531	0,029
2018	CMNP	Rp 290.812.045.433	Rp 3.821.122.529.642	0,076
2018	GHON	Rp 11.392.100	Rp 108.699.906	0,105
2018	IBST	Rp 153.007.062.236	Rp 897.612.636.308	0,170
2018	LCKM	Rp 8.801.807.990	Rp 78.503.927.811	0,112
2018	META	Rp 217.210.800.537	Rp 781.768.203.492	0,278
2018	PPRE	Rp 83.031.349.635	Rp 3.051.576.001.069	0,027
2018	TBIG	Rp 381.463	Rp 4.318.137	0,088
2018	TLKM	Rp 6.137	Rp 130.784	0,047
2018	TOWR	Rp 399.251	Rp 5.867.860	0,068
2018	ASSA	Rp 247.702.302.265	Rp 1.862.945.638.339	0,133
2018	BPTR	Rp 34.059.871.501	Rp 302.429.712.401	0,113
2018	IPCM	Rp 101.128.063	Rp 727.051.393	0,139
2018	TCPI	Rp 129.179	Rp 2.287.702	0,056
2018	NELY	Rp 25.919.236.625	Rp 236.020.877.647	0,110
2018	TMAS	Rp 112.747.912.121	Rp 2.320.004.608.926	0,049
2019	AKSI	Rp 33.644.913.925	Rp 474.271.493.696	0,071
2019	BALI	Rp 58.801.501.351	Rp 617.522.982.196	0,095
2019	BUKK	Rp 136.385.687	Rp 6.039.612.904	0,023
2019	CMNP	Rp 175.804.975	Rp 3.527.913.944	0,050
2019	GHON	Rp 11.696.467	Rp 115.935.417	0,101
2019	IBST	Rp 170.930.067.640	Rp 1.087.963.086.355	0,157
2019	LCKM	Rp 8.848.818.876	Rp 41.376.896.575	0,214
2019	META	Rp 157.264.682.966	Rp 1.592.594.764.468	0,099
2019	PPRE	Rp 70.268.794.401	Rp 3.853.253.102.037	0,018
2019	TBIG	Rp 426.434	Rp 4.698.742	0,091
2019	TLKM	Rp 6.696	Rp 135.567	0,049
2019	TOWR	Rp 463.049	Rp 6.454.302	0,072
2019	ASSA	Rp 401.989.099.455	Rp 2.334.222.192.085	0,172
2019	BPTR	Rp 7.895.162.765	Rp 162.596.163.771	0,049
2019	IPCM	Rp 97.147.518	Rp 681.676.569	0,143
2019	TCPI	Rp 122.986	Rp 2.287.888	0,054
2019	NELY	Rp 26.245.408.318	Rp 250.170.826.551	0,105
2019	TMAS	Rp 123.382	Rp 2.512.269	0,049

Tahun	Kode	Biaya Adm & umum	Penjualan	BAM
		A	B	A/B
2020	AKSI	Rp 40.842.723.692	Rp 521.617.491.481	0,078
2020	BALI	Rp 61.193.829.525	Rp 778.896.099.135	0,079
2020	BUKK	Rp 136.977.891	Rp 3.981.900.673	0,034
2020	CMNP	Rp 126.258.185	Rp 2.588.528.412	0,049
2020	GHON	Rp 12.199.753	Rp 143.056.438	0,085
2020	IBST	Rp 177.263.065.242	Rp 1.122.276.247.134	0,158
2020	LCKM	Rp 7.693.150.863	Rp 42.370.902.184	0,182
2020	META	Rp 172.697.679.322	Rp 1.570.119.305.961	0,110
2020	PPRE	Rp 49.106.773.824	Rp 2.336.956.841.399	0,021
2020	TBIG	Rp 418.623	Rp 5.327.689	0,079
2020	TLKM	Rp 6.511	Rp 136.462	0,048
2020	TOWR	Rp 479.270	Rp 7.445.426	0,064
2020	ASSA	Rp 475.174.653.732	Rp 3.037.359.367.967	0,156
2020	BPTR	Rp 6.913.813.667	Rp 162.257.365.449	0,043
2020	IPCM	Rp 98.984.690	Rp 696.560.527	0,142
2020	TCPI	Rp 114.533	Rp 1.648.031	0,069
2020	NELY	Rp 22.739.074.071	Rp 230.662.117.776	0,099
2020	TMAS	Rp 159.252	Rp 2.669.618	0,060
2021	AKSI	Rp 37.813.556.562	Rp 479.636.030.718	0,079
2021	BALI	Rp 63.399.040.313	Rp 946.633.191.563	0,067
2021	BUKK	Rp 136.741.887	Rp 3.858.936.725	0,035
2021	CMNP	Rp 140.015.746	Rp 4.437.589.419	0,032
2021	GHON	Rp 14.515.600	Rp 164.920.511	0,088
2021	IBST	Rp 188.900.880.894	Rp 975.211.333.352	0,194
2021	LCKM	Rp 7.574.861.163	Rp 45.700.880.258	0,166
2021	META	Rp 190.132.860.072	Rp 844.789.484.595	0,225
2021	PPRE	Rp 66.787.362.207	Rp 2.807.235.049.378	0,024
2021	TBIG	Rp 400.889	Rp 6.179.584	0,065
2021	TLKM	Rp 5.016	Rp 143.210	0,035
2021	TOWR	Rp 600.631	Rp 8.635.346	0,070
2021	ASSA	Rp 587.835.271.449	Rp 5.088.094.179.374	0,116
2021	BPTR	Rp 7.084.667.369	Rp 212.042.439.331	0,033
2021	IPCM	Rp 90.378.941	Rp 820.160.995	0,110
2021	TCPI	Rp 114.309	Rp 1.670.829	0,068
2021	NELY	Rp 18.609.375.079	Rp 199.312.722.588	0,093
2021	TMAS	Rp 181.469	Rp 3.370.324	0,054
2022	AKSI	Rp 51.316.254.406	Rp 484.127.494.223	0,106

Tahun	Kode	Biaya Adm & umum	Penjualan	BAM
		A	B	A/B
2022	BALI	Rp 73.016.858.357	Rp 978.378.536.736	0,075
2022	BUKK	Rp 134.091.902	Rp 4.146.850.937	0,032
2022	CMNP	Rp 159.700.972	Rp 4.463.597.398	0,036
2022	GHON	Rp 16.315.465	Rp 186.301.175	0,088
2022	IBST	Rp 175.580.091.648	Rp 1.088.236.706.064	0,161
2022	LCKM	Rp 4.912.983.040	Rp 29.316.490.133	0,168
2022	META	Rp 226.439.340.800	Rp 1.402.370.096.384	0,161
2022	PPRE	Rp 89.257.811.132	Rp 3.635.195.678.682	0,025
2022	TBIG	Rp 458.573	Rp 6.524.369	0,070
2022	TLKM	Rp 5.854	Rp 147.306	0,040
2022	TOWR	Rp 742.262	Rp 11.035.650	0,067
2022	ASSA	Rp 812.504.650.059	Rp 5.870.093.882.006	0,138
2022	BPTR	Rp 9.105.484.057	Rp 333.909.938.076	0,027
2022	IPCM	Rp 117.607.997	Rp 980.168.475	0,120
2022	TCPI	Rp 137.867	Rp 1.758.131	0,078
2022	NELY	Rp 22.617.908.898	Rp 309.603.262.557	0,073
2022	TMAS	Rp 228.321	Rp 4.877.926	0,047

Sumber: Laporan Keuangan (diolah)

Lampiran 6 Tabulasi *Operating Capacity*

Tahun	Kode	Penjualan	Total Aset	OC
		A	B	A/B
2018	AKSI	Rp 319.106.290.160	Rp 275.005.973.287	1,160
2018	BALI	Rp 464.175.762.884	Rp 3.437.653.341.261	0,135
2018	BUKK	Rp 4.681.432.531	Rp 4.414.296.408	1,061
2018	CMNP	Rp 3.821.122.529.642	Rp 13.098.505.586.708	0,292
2018	GHON	Rp 108.699.906	Rp 485.156.762	0,224
2018	IBST	Rp 897.612.636.308	Rp 7.725.601.132.423	0,116
2018	LCKM	Rp 78.503.927.811	Rp 143.302.214.511	0,548
2018	META	Rp 781.768.203.492	Rp 4.305.691.117.097	0,182
2018	PPRE	Rp 3.051.576.001.069	Rp 6.255.996.193.627	0,488
2018	TBIG	Rp 4.318.137	Rp 2.027.465	2,130
2018	TLKM	Rp 130.784	Rp 206.196	0,634
2018	TOWR	Rp 5.867.860	Rp 22.959.618	0,256
2018	ASSA	Rp 1.862.945.638.339	Rp 4.062.536.132.739	0,459
2018	BPTR	Rp 302.429.712.401	Rp 669.322.314.577	0,452
2018	IPCM	Rp 727.051.393	Rp 1.159.193.789	0,627
2018	TCPI	Rp 2.287.702	Rp 2.755.731	0,830
2018	NELY	Rp 236.020.877.647	Rp 474.345.474.753	0,498
2018	TMAS	Rp 112.747.912.121	Rp 2.837.426.144.607	0,040
2019	AKSI	Rp 474.271.493.696	Rp 285.177.567.739	1,663
2019	BALI	Rp 617.522.982.196	Rp 4.147.689.322.753	0,149
2019	BUKK	Rp 6.039.612.904	Rp 4.739.164.617	1,274
2019	CMNP	Rp 3.527.913.944	Rp 15.453.514.716	0,228
2019	GHON	Rp 115.935.417	Rp 740.433.237	0,157
2019	IBST	Rp 1.087.963.086.355	Rp 8.893.030.992.719	0,122
2019	LCKM	Rp 41.376.896.575	Rp 143.904.158.664	0,288
2019	META	Rp 1.592.594.764.468	Rp 5.077.399.779.309	0,314
2019	PPRE	Rp 3.853.253.102.037	Rp 7.760.863.409.420	0,496
2019	TBIG	Rp 4.698.742	Rp 30.871.710	0,152
2019	TLKM	Rp 135.567	Rp 221.208	0,613
2019	TOWR	Rp 6.454.302	Rp 27.665.695	0,233
2019	ASSA	Rp 2.334.222.192.085	Rp 4.849.223.630.042	0,481
2019	BPTR	Rp 162.596.163.771	Rp 536.133.980.207	0,303
2019	IPCM	Rp 681.676.569	Rp 1.279.304.590	0,533
2019	TCPI	Rp 2.287.888	Rp 3.077.535	0,743
2019	NELY	Rp 250.170.826.551	Rp 527.467.886.738	0,474
2019	TMAS	Rp 2.512.269	Rp 3.266.151	0,769

Tahun	Kode	Penjualan	Total Aset	OC
		A	B	A/B
2020	AKSI	Rp 521.617.491.481	Rp 298.261.244.290	1,749
2020	BALI	Rp 778.896.099.135	Rp 4.651.939.975.688	0,167
2020	BUKK	Rp 3.981.900.673	Rp 4.976.221.593	0,800
2020	CMNP	Rp 2.588.528.412	Rp 16.497.923.247	0,157
2020	GHON	Rp 143.056.438	Rp 827.628.586	0,173
2020	IBST	Rp 1.122.276.247.134	Rp 10.412.826.253.217	0,108
2020	LCKM	Rp 42.370.902.184	Rp 146.610.616.333	0,289
2020	META	Rp 1.570.119.305.961	Rp 5.846.683.392.749	0,269
2020	PPRE	Rp 2.336.956.841.399	Rp 6.895.982.045.724	0,339
2020	TBIG	Rp 5.327.689	Rp 36.521.303	0,146
2020	TLKM	Rp 136.462	Rp 246.943	0,553
2020	TOWR	Rp 7.445.426	Rp 34.249.550	0,217
2020	ASSA	Rp 3.037.359.367.967	Rp 5.170.895.098.267	0,587
2020	BPTR	Rp 162.257.365.449	Rp 536.303.219.831	0,303
2020	IPCM	Rp 696.560.527	Rp 1.408.289.984	0,495
2020	TCPI	Rp 1.648.031	Rp 2.752.211	0,599
2020	NELY	Rp 230.662.117.776	Rp 568.048.326.214	0,406
2020	TMAS	Rp 2.669.618	Rp 3.837.040	0,696
2021	AKSI	Rp 479.636.030.718	Rp 275.990.708.661	1,738
2021	BALI	Rp 946.633.191.563	Rp 5.001.398.828.957	0,189
2021	BUKK	Rp 3.858.936.725	Rp 5.226.470.342	0,738
2021	CMNP	Rp 4.437.589.419	Rp 15.445.908.289	0,287
2021	GHON	Rp 164.920.511	Rp 1.021.478.602	0,161
2021	IBST	Rp 975.211.333.352	Rp 9.547.133.662.297	0,102
2021	LCKM	Rp 45.700.880.258	Rp 147.143.541.262	0,311
2021	META	Rp 844.789.484.595	Rp 6.587.329.005.837	0,128
2021	PPRE	Rp 2.807.235.049.378	Rp 7.029.648.280.015	0,399
2021	TBIG	Rp 6.179.584	Rp 41.870.435	0,148
2021	TLKM	Rp 143.210	Rp 277.184	0,517
2021	TOWR	Rp 8.635.346	Rp 65.828.670	0,131
2021	ASSA	Rp 5.088.094.179.374	Rp 6.031.946.733.670	0,844
2021	BPTR	Rp 212.042.439.331	Rp 816.739.145.113	0,260
2021	IPCM	Rp 820.160.995	Rp 1.427.875.007	0,574
2021	TCPI	Rp 1.670.829	Rp 2.847.296	0,587
2021	NELY	Rp 199.312.722.588	Rp 552.781.459.611	0,361
2021	TMAS	Rp 3.370.324	Rp 4.051.811	0,832
2022	AKSI	Rp 484.127.494.223	Rp 366.151.031.018	1,322

Tahun	Kode	Penjualan	Total Aset	OC
		A	B	A/B
2022	BALI	Rp 978.378.536.736	Rp 5.196.995.589.938	0,188
2022	BUKK	Rp 4.146.850.937	Rp 6.259.364.267	0,663
2022	CMNP	Rp 4.463.597.398	Rp 18.386.596.160	0,243
2022	GHON	Rp 186.301.175	Rp 1.156.622.811	0,161
2022	IBST	Rp 1.088.236.706.064	Rp 9.431.928.852.947	0,115
2022	LCKM	Rp 29.316.490.133	Rp 145.557.220.841	0,201
2022	META	Rp 1.402.370.096.384	Rp 11.153.501.940.291	0,126
2022	PPRE	Rp 3.635.195.678.682	Rp 7.588.440.332.245	0,479
2022	TBIG	Rp 6.524.369	Rp 43.139.968	0,151
2022	TLKM	Rp 147.306	Rp 275.192	0,535
2022	TOWR	Rp 11.035.650	Rp 65.625.136	0,168
2022	ASSA	Rp 5.870.093.882.006	Rp 7.268.436.910.723	0,808
2022	BPTR	Rp 333.909.938.076	Rp 1.243.695.808.964	0,268
2022	IPCM	Rp 980.168.475	Rp 1.488.208.066	0,659
2022	TCPI	Rp 1.758.131	Rp 2.809.869	0,626
2022	NELY	Rp 309.603.262.557	Rp 653.425.820.330	0,474
2022	TMAS	Rp 4.877.926	Rp 4.403.862	1,108

Sumber: Laporan Keuangan (diolah)

Lampiran 7 Tabulasi *Financial Distress***X1=Working Capital/Total Asset**

Tahun	Kode	Working Capital	Total Asset	X₁	6,56X₁
2018	AKSI	Rp 28.912.535.858	Rp 275.005.973.287	0,105	0,690
2018	BALI	Rp (217.153.139.043)	Rp 3.437.653.341.261	-0,063	-0,414
2018	BUKK	Rp (112.053.120)	Rp 4.414.296.408	-0,025	-0,167
2018	CMNP	Rp 3.399.860.590.589	Rp 13.098.505.586.708	0,260	1,703
2018	GHON	Rp (17.572.576)	Rp 485.156.762	-0,036	-0,238
2018	IBST	Rp 193.464.656.858	Rp 7.725.601.132.423	0,025	0,164
2018	LCKM	Rp 109.241.241.558	Rp 143.302.214.511	0,762	5,001
2018	META	Rp 660.604.582.132	Rp 4.305.691.117.097	0,153	1,006
2018	PPRE	Rp 1.378.040.150.641	Rp 6.255.996.193.627	0,220	1,445
2018	TBIG	Rp (4.397.472)	Rp 29.113.747	-0,151	-0,991
2018	TLKM	Rp (2.993)	Rp 206.196	-0,015	-0,095
2018	TOWR	Rp (2.476.411)	Rp 22.959.618	-0,108	-0,708
2018	ASSA	Rp (613.480.279.875)	Rp 4.062.536.132.739	-0,151	-0,991
2018	BPTR	Rp (108.547.850.132)	Rp 548.878.317.131	-0,198	-1,297
2018	IPCM	Rp 623.526.339	Rp 1.159.193.789	0,538	3,529
2018	TCPI	Rp 26.053	Rp 2.755.731	0,009	0,062
2018	NELY	Rp 118.517.243.256	Rp 474.345.474.753	0,250	1,639
2018	TMAS	Rp (545.091.942.574)	Rp 2.837.426.144.607	-0,192	-1,260
2019	AKSI	Rp 49.093.421.247	Rp 285.177.567.739	0,172	1,129
2019	BALI	Rp (735.811.641.058)	Rp 4.147.689.322.753	-0,177	-1,164
2019	BUKK	Rp 379.772.193	Rp 4.739.164.617	0,080	0,526
2019	CMNP	Rp 2.072.181.886	Rp 15.453.514.716	0,134	0,880
2019	GHON	Rp (20.942.826)	Rp 740.433.237	-0,028	-0,186
2019	IBST	Rp 470.623.527.806	Rp 8.893.030.992.719	0,053	0,347
2019	LCKM	Rp 112.606.344.398	Rp 143.904.158.664	0,783	5,133
2019	META	Rp 332.023.527.446	Rp 5.077.399.779.309	0,065	0,429
2019	PPRE	Rp 1.108.826.080.815	Rp 7.760.863.409.420	0,143	0,937
2019	TBIG	Rp (2.136.883)	Rp 30.871.710	-0,069	-0,454
2019	TLKM	Rp (16.647)	Rp 221.208	-0,075	-0,494
2019	TOWR	Rp (2.090.715)	Rp 27.665.695	-0,076	-0,496
2019	ASSA	Rp (587.731.277.509)	Rp 4.849.223.630.042	-0,121	-0,795
2019	BPTR	Rp (125.470.370.329)	Rp 536.133.980.207	-0,234	-1,535
2019	IPCM	Rp 562.261.650	Rp 1.279.304.590	0,440	2,883
2019	TCPI	Rp (3.408)	Rp 3.077.535	-0,001	-0,007
2019	NELY	Rp 110.833.395.968	Rp 527.467.886.738	0,210	1,378
2019	TMAS	Rp (463.114)	Rp 3.266.151	-0,142	-0,930

Tahun	Kode	Working Capital	Total Asset	X₁	6,56X₁
2020	AKSI	Rp 50.150.083.490	Rp 298.261.244.290	0,168	1,103
2020	BALI	Rp (241.086.759.456)	Rp 4.651.939.975.688	-0,052	-0,340
2020	BUKK	Rp 370.048.345	Rp 4.976.221.593	0,074	0,488
2020	CMNP	Rp 3.252.048.378	Rp 16.497.923.247	0,197	1,293
2020	GHON	Rp (75.030.665)	Rp 827.628.587	-0,091	-0,595
2020	IBST	Rp 185.554.715.305	Rp 10.412.826.253.217	0,018	0,117
2020	LCKM	Rp 117.316.300.996	Rp 146.610.616.333	0,800	5,249
2020	META	Rp 193.803.236.352	Rp 5.846.683.392.749	0,033	0,217
2020	PPRE	Rp 915.448.229.095	Rp 6.895.982.045.724	0,133	0,871
2020	TBIG	Rp (10.550.482)	Rp 36.521.303	-0,289	-1,895
2020	TLKM	Rp (22.590)	Rp 246.943	-0,091	-0,600
2020	TOWR	Rp (4.222.856)	Rp 34.249.550	-0,123	-0,809
2020	ASSA	Rp (809.244.199.340)	Rp 5.170.895.098.267	-0,156	-1,027
2020	BPTR	Rp (117.818.024.106)	Rp 536.303.219.831	-0,220	-1,441
2020	IPCM	Rp 530.322.468	Rp 1.408.289.984	0,377	2,470
2020	TCPI	Rp (164.378)	Rp 2.752.211	-0,060	-0,392
2020	NELY	Rp 124.570.833.391	Rp 568.048.326.214	0,219	1,439
2020	TMAS	Rp (492.614)	Rp 3.837.040	-0,128	-0,842
2021	AKSI	Rp 66.065.390.155	Rp 275.990.708.661	0,239	1,570
2021	BALI	Rp (186.555.632.468)	Rp 5.001.398.828.957	-0,037	-0,245
2021	BUKK	Rp 351.955.524	Rp 5.226.470.342	0,067	0,442
2021	CMNP	Rp (1.204.262.168)	Rp 15.445.908.289	-0,078	-0,511
2021	GHON	Rp (174.282.233)	Rp 1.021.478.602	-0,171	-1,119
2021	IBST	Rp 1.478.575.076.950	Rp 9.547.133.662.297	0,155	1,016
2021	LCKM	Rp 124.069.491.064	Rp 147.143.541.262	0,843	5,531
2021	META	Rp 665.440.785.848	Rp 6.587.329.005.837	0,101	0,663
2021	PPRE	Rp 661.736.964.598	Rp 7.029.648.280.015	0,094	0,618
2021	TBIG	Rp (5.411.172)	Rp 41.870.435	-0,129	-0,848
2021	TLKM	Rp (7.854)	Rp 277.184	-0,028	-0,186
2021	TOWR	Rp (14.482.126)	Rp 65.828.670	-0,220	-1,443
2021	ASSA	Rp (120.943.948.145)	Rp 6.031.946.733.670	-0,020	-0,132
2021	BPTR	Rp (159.797.562.539.448)	Rp 816.739.145.113	-195,653	-1283,484
2021	IPCM	Rp 587.249.939	Rp 1.427.875.007	0,411	2,698
2021	TCPI	Rp (192.208)	Rp 2.847.296	-0,068	-0,443
2021	NELY	Rp 73.793.510.432	Rp 552.781.459.611	0,133	0,876
2021	TMAS	Rp 141.313	Rp 4.051.811	0,035	0,229
2022	AKSI	Rp 60.105.121.857	Rp 366.151.031.018	0,164	1,077
2022	BALI	Rp (267.322.823.605)	Rp 5.196.995.589.938	-0,051	-0,337

Tahun	Kode	Working Capital	Total Asset	X ₁	6,56X ₁
2022	BUKK	Rp 490.543.518	Rp 6.259.364.267	0,078	0,514
2022	CMNP	Rp (2.141.591.301)	Rp 18.386.596.160	-0,116	-0,764
2022	GHON	Rp (209.829.225)	Rp 1.156.622.811	-0,181	-1,190
2022	IBST	Rp 919.923.583.694	Rp 9.431.928.852.947	0,098	0,640
2022	LCKM	Rp 127.283.748.019	Rp 145.557.220.841	0,874	5,736
2022	META	Rp (986.430.598.650)	Rp 11.153.501.940.291	-0,088	-0,580
2022	PPRE	Rp 1.109.409.481.348	Rp 7.588.440.332.245	0,146	0,959
2022	TBIG	Rp (5.162.378)	Rp 43.139.968	-0,120	-0,785
2022	TLKM	Rp (15.331)	Rp 275.192	-0,056	-0,365
2022	TOWR	Rp (10.794.950)	Rp 65.625.136	-0,164	-1,079
2022	ASSA	Rp (247.032.460.503)	Rp 7.268.436.910.723	-0,034	-0,223
2022	BPTR	Rp (146.443.991.742)	Rp 1.243.695.808.964	-0,118	-0,772
2022	IPCM	Rp 627.840.886	Rp 1.488.208.066	0,422	2,768
2022	TCPI	Rp (156.920)	Rp 2.809.869	-0,056	-0,366
2022	NELY	Rp 109.841.055.654	Rp 653.425.820.330	0,168	1,103
2022	TMAS	Rp 769.548	Rp 4.403.862	0,175	1,146

X₂=Retained Earnings/Total Assets

Tahun	Kode	Retained Earnings	Total Asset	X ₂	3,26X ₂
2018	AKSI	Rp 22.195.041.373	Rp 275.005.973.287	0,081	0,263
2018	BALI	Rp 233.697.947.679	Rp 3.437.653.341.261	0,068	0,222
2018	BUKK	Rp 1.086.835.983	Rp 4.414.296.408	0,246	0,803
2018	CMNP	Rp 2.222.293.350.909	Rp 13.098.505.586.708	0,170	0,553
2018	GHON	Rp 154.652.617	Rp 485.156.762	0,319	1,039
2018	IBST	Rp 1.494.226.868.223	Rp 7.725.601.132.423	0,193	0,631
2018	LCKM	Rp 9.417.272.805	Rp 143.302.214.511	0,066	0,214
2018	META	Rp 339.523.888.804	Rp 4.305.691.117.097	0,079	0,257
2018	PPRE	Rp 488.387.764.050	Rp 6.255.996.193.627	0,078	0,254
2018	TBIG	Rp 1.341.646	Rp 29.113.747	0,046	0,150
2018	TLKM	Rp 90.995	Rp 206.196	0,441	1,439
2018	TOWR	Rp 7.547.836	Rp 22.959.618	0,329	1,072
2018	ASSA	Rp 371.551.302.328	Rp 4.062.536.132.739	0,091	0,298
2018	BPTR	Rp 16.559.453.380	Rp 548.878.317.131	0,030	0,098
2018	IPCM	Rp 194.693.827	Rp 1.159.193.789	0,168	0,548
2018	TCPI	Rp 304.738	Rp 2.755.731	0,111	0,361
2018	NELY	Rp 165.534.497.251	Rp 474.345.474.753	0,349	1,138
2018	TMAS	Rp 872.862.878.343	Rp 2.837.426.144.607	0,308	1,003
2019	AKSI	Rp 26.834.441.364	Rp 285.177.567.739	0,094	0,307

Tahun	Kode	Retained Earnings	Total Asset	X₂	3,26X₂
2019	BALI	Rp 338.716.576.298	Rp 4.147.689.322.753	0,082	0,266
2019	BUKK	Rp 1.578.853.737	Rp 4.739.164.617	0,333	1,086
2019	CMNP	Rp 2.980.468.085	Rp 15.453.514.716	0,193	0,629
2019	GHON	Rp 210.736.862	Rp 740.433.237	0,285	0,928
2019	IBST	Rp 1.736.141.236.946	Rp 8.893.030.992.719	0,195	0,636
2019	LCKM	Rp 10.709.994.346	Rp 143.904.158.664	0,074	0,243
2019	META	Rp 481.053.376.985	Rp 5.077.399.779.309	0,095	0,309
2019	PPRE	Rp 721.714.688.665	Rp 7.760.863.409.420	0,093	0,303
2019	TBIG	Rp 1.611.111	Rp 30.871.710	0,052	0,170
2019	TLKM	Rp 91.489	Rp 221.208	0,414	1,348
2019	TOWR	Rp 8.705.096	Rp 27.665.695	0,315	1,026
2019	ASSA	Rp 477.096.564.261	Rp 4.849.223.630.042	0,098	0,321
2019	BPTR	Rp 27.706.931.421	Rp 536.133.980.207	0,052	0,168
2019	IPCM	Rp 232.949.952	Rp 1.279.304.590	0,182	0,594
2019	TCPI	Rp 501.536	Rp 3.077.535	0,163	0,531
2019	NELY	Rp 202.567.754.928	Rp 527.467.886.738	0,384	1,252
2019	TMAS	Rp 965.861	Rp 3.266.151	0,296	0,964
2020	AKSI	Rp 19.361.174.069	Rp 298.261.244.290	0,065	0,212
2020	BALI	Rp 484.090.720.038	Rp 4.651.939.975.688	0,104	0,339
2020	BUKK	Rp 1.991.174.611	Rp 4.976.221.593	0,400	1,304
2020	CMNP	Rp 3.423.849.700	Rp 16.497.923.247	0,208	0,677
2020	GHON	Rp 277.489.730	Rp 827.628.587	0,335	1,093
2020	IBST	Rp 1.869.527.776.229	Rp 10.412.826.253.217	0,180	0,585
2020	LCKM	Rp 15.025.977.199	Rp 146.610.616.333	0,102	0,334
2020	META	Rp 513.945.780.649	Rp 5.846.683.392.749	0,088	0,287
2020	PPRE	Rp 391.354.822.784	Rp 6.895.982.045.724	0,057	0,185
2020	TBIG	Rp 2.204.422	Rp 36.521.303	0,060	0,197
2020	TLKM	Rp 94.489	Rp 246.943	0,383	1,247
2020	TOWR	Rp 10.365.634	Rp 34.249.550	0,303	0,987
2020	ASSA	Rp 568.867.636.927	Rp 5.170.895.098.267	0,110	0,359
2020	BPTR	Rp 35.028.332.018	Rp 536.303.219.831	0,065	0,213
2020	IPCM	Rp 246.802.604	Rp 1.408.289.984	0,175	0,571
2020	TCPI	Rp 527.470	Rp 2.752.211	0,192	0,625
2020	NELY	Rp 238.251.213.313	Rp 568.048.326.214	0,419	1,367
2020	TMAS	Rp 1.008.110	Rp 3.837.040	0,263	0,857
2021	AKSI	Rp 43.532.682.645	Rp 275.990.708.661	0,158	0,514
2021	BALI	Rp 607.382.221.381	Rp 5.001.398.828.957	0,121	0,396
2021	BUKK	Rp 2.467.345.077	Rp 5.226.470.342	0,472	1,539

Tahun	Kode	Retained Earnings	Total Asset	X₂	3,26X₂
2021	CMNP	Rp 4.161.861.036	Rp 15.445.908.289	0,269	0,878
2021	GHON	Rp 339.845.595	Rp 1.021.478.602	0,333	1,085
2021	IBST	Rp 3.655.165.379.475	Rp 9.547.133.662.297	0,383	1,248
2021	LCKM	Rp 16.167.559.374	Rp 147.143.541.262	0,110	0,358
2021	META	Rp 520.774.232.185	Rp 6.587.329.005.837	0,079	0,258
2021	PPRE	Rp 456.570.114.040	Rp 7.029.648.280.015	0,065	0,212
2021	TBIG	Rp 3.426.948	Rp 41.870.435	0,082	0,267
2021	TLKM	Rp 104.587	Rp 277.184	0,377	1,230
2021	TOWR	Rp 12.394.007	Rp 65.828.670	0,188	0,614
2021	ASSA	Rp 724.091.704.632	Rp 6.031.946.733.670	0,120	0,391
2021	BPTR	Rp 50.313.733.675	Rp 816.739.145.113	0,062	0,201
2021	IPCM	Rp 311.568.470	Rp 1.427.875.007	0,218	0,711
2021	TCPI	Rp 609.640	Rp 2.847.296	0,214	0,698
2021	NELY	Rp 230.878.361.110	Rp 552.781.459.611	0,418	1,362
2021	TMAS	Rp 1.329.151	Rp 4.051.811	0,328	1,069
2022	AKSI	Rp 90.332.918.866	Rp 366.151.031.018	0,247	0,804
2022	BALI	Rp 749.545.925.744	Rp 5.196.995.589.938	0,144	0,470
2022	BUKK	Rp 2.917.846.364	Rp 6.259.364.267	0,466	1,520
2022	CMNP	Rp 5.080.353.819	Rp 18.386.596.160	0,276	0,901
2022	GHON	Rp 376.461.512	Rp 1.156.622.811	0,325	1,061
2022	IBST	Rp 2.833.638.751.652	Rp 9.431.928.852.947	0,300	0,979
2022	LCKM	Rp 16.660.457.988	Rp 145.557.220.841	0,114	0,373
2022	META	Rp 593.213.262.304	Rp 11.153.501.940.291	0,053	0,173
2022	PPRE	Rp 549.628.852.278	Rp 7.588.440.332.245	0,072	0,236
2022	TBIG	Rp 4.582.872	Rp 43.139.968	0,106	0,346
2022	TLKM	Rp 111.897	Rp 275.192	0,407	1,326
2022	TOWR	Rp 14.635.878	Rp 65.625.136	0,223	0,727
2022	ASSA	Rp 827.854.515.239	Rp 7.268.436.910.723	0,114	0,371
2022	BPTR	Rp 71.996.455.836	Rp 1.243.695.808.964	0,058	0,189
2022	IPCM	Rp 351.674.959	Rp 1.488.208.066	0,236	0,770
2022	TCPI	Rp 710.510	Rp 2.809.869	0,253	0,824
2022	NELY	Rp 321.968.251.839	Rp 653.425.820.330	0,493	1,606
2022	TMAS	Rp 2.020.977	Rp 4.403.862	0,459	1,496

X₃=EBIT/Total Assets

Tahun	Kode	EBIT	Total Assets	X₃	6,72X₃
2018	AKSI	Rp 39.555.257.654	Rp 275.005.973.287	0,144	0,967
2018	BALI	Rp 216.023.335.270	Rp 3.437.653.341.261	0,063	0,422

Tahun	Kode	EBIT	Total Assets	X₃	6,72X₃
2018	BUKK	Rp 813.051.938	Rp 4.414.296.408	0,184	1,238
2018	CMNP	Rp 904.432.458.660	Rp 13.098.505.586.708	0,069	0,464
2018	GHON	Rp 73.888.577	Rp 485.156.762	0,152	1,023
2018	IBST	Rp 490.846.239.111	Rp 7.725.601.132.423	0,064	0,427
2018	LCKM	Rp 15.113.232.269	Rp 143.302.214.511	0,105	0,709
2018	META	Rp 226.298.280.583	Rp 4.305.691.117.097	0,053	0,353
2018	PPRE	Rp 743.316.297.949	Rp 6.255.996.193.627	0,119	0,798
2018	TBIG	Rp 3.152.592	Rp 29.113.747	0,108	0,728
2018	TLKM	Rp 38.845	Rp 206.196	0,188	1,266
2018	TOWR	Rp 3.790.077	Rp 22.959.618	0,165	1,109
2018	ASSA	Rp 356.552.064.930	Rp 4.062.536.132.739	0,088	0,590
2018	BPTR	Rp 45.382.370.223	Rp 548.878.317.131	0,083	0,556
2018	IPCM	Rp 102.421.829	Rp 1.159.193.789	0,088	0,594
2018	TCPI	Rp 499.015	Rp 2.755.731	0,181	1,217
2018	NELY	Rp 57.892.287.807	Rp 474.345.474.753	0,122	0,820
2018	TMAS	Rp 150.329.078.478	Rp 2.837.426.144.607	0,053	0,356
2019	AKSI	Rp 45.637.471.158	Rp 285.177.567.739	0,160	1,075
2019	BALI	Rp 277.876.760.995	Rp 4.147.689.322.753	0,067	0,450
2019	BUKK	Rp 808.241.373	Rp 4.739.164.617	0,171	1,146
2019	CMNP	Rp 1.115.487.231	Rp 15.453.514.716	0,072	0,485
2019	GHON	Rp 81.680.396	Rp 740.433.237	0,110	0,741
2019	IBST	Rp 548.821.259.032	Rp 8.893.030.992.719	0,062	0,415
2019	LCKM	Rp 12.256.866.252	Rp 143.904.158.664	0,085	0,572
2019	META	Rp 434.487.198.594	Rp 5.077.399.779.309	0,086	0,575
2019	PPRE	Rp 850.363.345.112	Rp 7.760.863.409.420	0,110	0,736
2019	TBIG	Rp 3.368.854	Rp 30.871.710	0,109	0,733
2019	TLKM	Rp 42.394	Rp 221.208	0,192	1,288
2019	TOWR	Rp 3.927.693	Rp 27.665.695	0,142	0,954
2019	ASSA	Rp 349.468.567.650	Rp 4.849.223.630.042	0,072	0,484
2019	BPTR	Rp 46.107.007.530	Rp 536.133.980.207	0,086	0,578
2019	IPCM	Rp 108.470.823	Rp 1.279.304.590	0,085	0,570
2019	TCPI	Rp 527.449	Rp 3.077.535	0,171	1,152
2019	NELY	Rp 57.916.384.952	Rp 527.467.886.738	0,110	0,738
2019	TMAS	Rp 259.602	Rp 3.266.151	0,079	0,534
2020	AKSI	Rp 16.095.704.794	Rp 298.261.244.290	0,054	0,363
2020	BALI	Rp 361.576.119.387	Rp 4.651.939.975.688	0,078	0,522
2020	BUKK	Rp 734.119.267	Rp 4.976.221.593	0,148	0,991
2020	CMNP	Rp 784.710.578	Rp 16.497.923.247	0,048	0,320

Tahun	Kode	EBIT	Total Assets	X₃	6,72X₃
2020	GHON	Rp 101.275.778	Rp 827.628.587	0,122	0,822
2020	IBST	Rp 555.595.359.436	Rp 10.412.826.253.217	0,053	0,359
2020	LCKM	Rp 13.286.157.994	Rp 146.610.616.333	0,091	0,609
2020	META	Rp 132.764.014.696	Rp 5.846.683.392.749	0,023	0,153
2020	PPRE	Rp 442.354.059.348	Rp 6.895.982.045.724	0,064	0,431
2020	TBIG	Rp 3.816.001	Rp 36.521.303	0,104	0,702
2020	TLKM	Rp 43.505	Rp 246.943	0,176	1,184
2020	TOWR	Rp 4.566.627	Rp 34.249.550	0,133	0,896
2020	ASSA	Rp 312.548.180.015	Rp 5.170.895.098.267	0,060	0,406
2020	BPTR	Rp 36.874.609.612	Rp 536.303.219.831	0,069	0,462
2020	IPCM	Rp 89.169.546	Rp 1.408.289.984	0,063	0,425
2020	TCPI	Rp 283.814	Rp 2.752.211	0,103	0,693
2020	NELY	Rp 51.084.624.630	Rp 568.048.326.214	0,090	0,604
2020	TMAS	Rp 260.898	Rp 3.837.040	0,068	0,457
2021	AKSI	Rp 50.466.633.248	Rp 275.990.708.661	0,183	1,229
2021	BALI	Rp 481.318.818.700	Rp 5.001.398.828.957	0,096	0,647
2021	BUKK	Rp 731.577.067	Rp 5.226.470.342	0,140	0,941
2021	CMNP	Rp 987.264.487	Rp 15.445.908.289	0,064	0,430
2021	GHON	Rp 118.457.129	Rp 1.021.478.602	0,116	0,779
2021	IBST	Rp 489.792.161.191	Rp 9.547.133.662.297	0,051	0,345
2021	LCKM	Rp 2.059.963.405	Rp 147.143.541.262	0,014	0,094
2021	META	Rp 150.782.739.440	Rp 6.587.329.005.837	0,023	0,154
2021	PPRE	Rp 452.295.379.847	Rp 7.029.648.280.015	0,064	0,432
2021	TBIG	Rp 4.305.915	Rp 41.870.435	0,103	0,691
2021	TLKM	Rp 47.563	Rp 277.184	0,172	1,153
2021	TOWR	Rp 5.396.549	Rp 65.828.670	0,082	0,551
2021	ASSA	Rp 466.220.069.594	Rp 6.031.946.733.670	0,077	0,519
2021	BPTR	Rp 54.800.828.001	Rp 816.739.145.113	0,067	0,451
2021	IPCM	Rp 158.997.183	Rp 1.427.875.007	0,111	0,748
2021	TCPI	Rp 322.551	Rp 2.847.296	0,113	0,761
2021	NELY	Rp 54.847.781.792	Rp 552.781.459.611	0,099	0,667
2021	TMAS	Rp 1.131.906	Rp 4.051.811	0,279	1,877
2022	AKSI	Rp 58.460.771.091	Rp 366.151.031.018	0,160	1,073
2022	BALI	Rp 484.903.507.330	Rp 5.196.995.589.938	0,093	0,627
2022	BUKK	Rp 688.211.050	Rp 6.259.364.267	0,110	0,739
2022	CMNP	Rp 1.245.826.653	Rp 18.386.596.160	0,068	0,455
2022	GHON	Rp 123.254.670	Rp 1.156.622.811	0,107	0,716
2022	IBST	Rp 569.317.034.868	Rp 9.431.928.852.947	0,060	0,406

Tahun	Kode	EBIT	Total Assets	X ₃	6,72X ₃
2022	LCKM	Rp 664.150.945	Rp 145.557.220.841	0,005	0,031
2022	META	Rp 278.187.867.938	Rp 11.153.501.940.291	0,025	0,168
2022	PPRE	Rp 612.382.823.023	Rp 7.588.440.332.245	0,081	0,542
2022	TBIG	Rp 4.282.471	Rp 43.139.968	0,099	0,667
2022	TLKM	Rp 39.581	Rp 275.192	0,144	0,967
2022	TOWR	Rp 6.827.640	Rp 65.625.136	0,104	0,699
2022	ASSA	Rp 267.788.674.425	Rp 7.268.436.910.723	0,037	0,248
2022	BPTR	Rp 92.601.479.845	Rp 1.243.695.808.964	0,074	0,500
2022	IPCM	Rp 174.014.423	Rp 1.488.208.066	0,117	0,786
2022	TCPI	Rp 374.373	Rp 2.809.869	0,133	0,895
2022	NELY	Rp 131.877.724.733	Rp 653.425.820.330	0,202	1,356
2022	TMAS	Rp 1.571.845	Rp 4.403.862	0,357	2,399

X₄=Book Value of Equity(Total Ekuitas:Jumlah Saham Beredar)/Total Liabilities

Tahun	Kode	BVE	Total hutang	X ₄	1,05X ₄
2018	AKSI	Rp 153	Rp 165.200.682.053	9,23E-10	9,69E-10
2018	BALI	Rp 462	Rp 1.743.784.175.271	2,65E-10	2,78E-10
2018	BUKK	Rp 1	Rp 2.446.802.779	3,05E-10	3,20E-10
2018	CMNP	Rp 1.888	Rp 6.260.605.007.572	3,02E-10	3,17E-10
2018	GHON	Rp 1	Rp 92.999.798	7,67E-09	8,05E-09
2018	IBST	Rp 3.865	Rp 2.504.220.878.822	1,54E-09	1,62E-09
2018	LCKM	Rp 128	Rp 14.879.297.198	8,63E-09	9,06E-09
2018	META	Rp 168	Rp 1.326.434.811.920	1,27E-10	1,33E-10
2018	PPRE	Rp 277	Rp 3.419.240.305.299	8,11E-11	8,52E-11
2018	TBIG	Rp 0	Rp 25.434.182	3,19E-11	3,35E-11
2018	TLKM	Rp 48	Rp 88.893	5,38E-04	5,64E-04
2018	TOWR	Rp 0	Rp 14.926.338	1,06E-11	1,11E-11
2018	ASSA	Rp 335	Rp 2.924.124.201.613	1,15E-10	1,20E-10
2018	BPTR	Rp 133	Rp 342.787.399.629	3,88E-10	4,07E-10
2018	IPCM	Rp 0	Rp 118.037.677	1,67E-09	1,75E-09
2018	TCPI	Rp 0	Rp 1.512.864	1,64E-10	1,73E-10
2018	NELY	Rp 180	Rp 50.960.583.715	3,54E-09	3,71E-09
2018	TMAS	Rp 937	Rp 1.768.011.915.091	5,30E-10	5,57E-10
2019	AKSI	Rp 158	Rp 171.206.489.746	9,25E-10	9,71E-10
2019	BALI	Rp 8	Rp 1.743.784.175.271	4,66E-12	4,89E-12
2019	BUKK	Rp 1	Rp 2.297.552.040	4,02E-10	4,23E-10
2019	CMNP	Rp 2	Rp 7.537.089.042	2,90E-10	3,05E-10
2019	GHON	Rp 1	Rp 139.124.612	7,86E-09	8,25E-09

Tahun	Kode	BVE	Total hutang	X₄	1,05X₄
2019	IBST	Rp 4.295	Rp 3.090.312.252.257	1,39E-09	1,46E-09
2019	LCKM	Rp 130	Rp 14.188.519.810	9,14E-09	9,60E-09
2019	META	Rp 180	Rp 1.883.612.956.061	9,57E-11	1,01E-10
2019	PPRE	Rp 3	Rp 4.598.782.774.693	6,73E-13	7,06E-13
2019	TBIG	Rp 0	Rp 25.348.426	9,62E-12	1,01E-11
2019	TLKM	Rp 43	Rp 103.958	4,16E-04	4,37E-04
2019	TOWR	Rp 0	Rp 18.905.074	9,08E-12	9,54E-12
2019	ASSA	Rp 394	Rp 3.511.071.376.393	1,12E-10	1,18E-10
2019	BPTR	Rp 141	Rp 317.641.249.208	4,44E-10	4,66E-10
2019	IPCM	Rp 0	Rp 199.892.353	1,02E-09	1,07E-09
2019	TCPI	Rp 0	Rp 1.638.619	1,76E-10	1,84E-10
2019	NELY	Rp 197	Rp 65.436.471.797	3,00E-09	3,15E-09
2019	TMAS	Rp 0	Rp 2.082.998	9,96E-11	1,05E-10
2020	AKSI	Rp 148	Rp 191.770.130.645	7,71E-10	8,10E-10
2020	BALI	Rp 554	Rp 2.472.095.850.875	2,24E-10	2,35E-10
2020	BUKK	Rp 1	Rp 2.135.099.539	5,04E-10	5,29E-10
2020	CMNP	Rp 2	Rp 6.688.728.938	2,70E-10	2,84E-10
2020	GHON	Rp 1	Rp 157.782.246	7,72E-09	8,10E-09
2020	IBST	Rp 4.591	Rp 4.210.975.933.401	1,09E-09	1,14E-09
2020	LCKM	Rp 134	Rp 12.579.094.626	1,07E-08	1,12E-08
2020	META	Rp 3	Rp 2.491.575.503.978	1,09E-12	1,14E-12
2020	PPRE	Rp 278	Rp 4.053.982.219.401	6,86E-11	7,20E-11
2020	TBIG	Rp 0	Rp 27.217.465	1,51E-11	1,58E-11
2020	TLKM	Rp 45	Rp 126.054	3,54E-04	3,71E-04
2020	TOWR	Rp 0	Rp 24.065.502	8,30E-12	8,71E-12
2020	ASSA	Rp 4	Rp 3.731.575.182.568	1,14E-12	1,19E-12
2020	BPTR	Rp 158	Rp 311.837.466.207	5,06E-10	5,31E-10
2020	IPCM	Rp 0	Rp 316.642.933	6,52E-10	6,85E-10
2020	TCPI	Rp 0	Rp 1.320.653	2,17E-10	2,28E-10
2020	NELY	Rp 212	Rp 69.298.714.658	3,06E-09	3,22E-09
2020	TMAS	Rp 0	Rp 2.626.095	8,09E-12	8,49E-12
2021	AKSI	Rp 182	Rp 145.261.996.537	1,25E-09	1,31E-09
2021	BALI	Rp 598	Rp 2.649.677.296.449	2,26E-10	2,37E-10
2021	BUKK	Rp 1	Rp 1.907.850.319	6,59E-10	6,92E-10
2021	CMNP	Rp 2	Rp 4.857.431.842	4,01E-10	4,21E-10
2021	GHON	Rp 1	Rp 302.459.113	4,32E-09	4,54E-09
2021	IBST	Rp 4.874	Rp 2.962.262.142.191	1,65E-09	1,73E-09
2021	LCKM	Rp 135	Rp 11.970.337.380	1,13E-08	1,19E-08

Tahun	Kode	BVE	Total hutang	X ₄	1,05X ₄
2021	META	Rp 190	Rp 3.225.865.836.602	5,88E-11	6,18E-11
2021	PPRE	Rp 291	Rp 4.050.364.899.099	7,19E-11	7,55E-11
2021	TBIG	Rp 0	Rp 32.081.197	1,35E-11	1,41E-11
2021	TLKM	Rp 54	Rp 131.785	4,07E-04	4,27E-04
2021	TOWR	Rp 0	Rp 53.766.654	4,40E-12	4,62E-12
2021	ASSA	Rp 496	Rp 4.266.438.743.626	1,16E-10	1,22E-10
2021	BPTR	Rp 158	Rp 572.021.955.910	2,76E-10	2,90E-10
2021	IPCM	Rp 0	Rp 271.462.090	8,06E-10	8,46E-10
2021	TCPI	Rp 0	Rp 1.307.023	2,36E-10	2,47E-10
2021	NELY	Rp 209	Rp 60.858.708.144	3,44E-09	3,61E-09
2021	TMAS	Rp 0	Rp 2.509.761	1,08E-10	1,13E-10
2022	AKSI	Rp 247	Rp 188.462.418.370	1,31E-09	1,37E-09
2022	BALI	Rp 621	Rp 2.753.271.517.109	2,26E-10	2,37E-10
2022	BUKK	Rp 1	Rp 2.431.263.282	5,96E-10	6,26E-10
2022	CMNP	Rp 2	Rp 6.620.646.477	3,27E-10	3,43E-10
2022	GHON	Rp 1	Rp 375.812.491	3,78E-09	3,97E-09
2022	IBST	Rp 4.361	Rp 3.540.668.594.029	1,23E-09	1,29E-09
2022	LCKM	Rp 136	Rp 9.891.118.345	1,37E-08	1,44E-08
2022	META	Rp 197	Rp 7.670.955.244.758	2,56E-11	2,69E-11
2022	PPRE	Rp 308	Rp 4.438.113.616.291	6,94E-11	7,29E-11
2022	TBIG	Rp 0	Rp 32.219.585	1,50E-11	1,57E-11
2022	TLKM	Rp 55	Rp 125.930	4,37E-04	4,59E-04
2022	TOWR	Rp 0	Rp 51.192.802	5,53E-12	5,80E-12
2022	ASSA	Rp 693	Rp 4.797.579.648.309	1,44E-10	1,52E-10
2022	BPTR	Rp 172	Rp 976.752.484.348	1,76E-10	1,85E-10
2022	IPCM	Rp 0	Rp 291.688.660	7,76E-10	8,15E-10
2022	TCPI	Rp 0	Rp 1.161.845	2,84E-10	2,98E-10
2022	NELY	Rp 248	Rp 69.633.567.723	3,57E-09	3,75E-09
2022	TMAS	Rp 0	Rp 2.178.316	1,79E-10	1,88E-10

Tahun	Kode	6,56X ₁	3,26X ₂	6,72X ₃	1,05X ₄	Z-Score
		A	B	C	D	A+B+C+D
2018	AKSI	0,690	0,263	0,967	9,69E-10	1,919
2018	BALI	-0,414	0,222	0,422	2,78E-10	0,230
2018	BUKK	-0,167	0,803	1,238	3,20E-10	1,874
2018	CMNP	1,703	0,553	0,464	3,17E-10	2,720
2018	GHON	-0,238	1,039	1,023	8,05E-09	1,825
2018	IBST	0,164	0,631	0,427	1,62E-09	1,222

Tahun	Kode	6,56X ₁	3,26X ₂	6,72X ₃	1,05X ₄	Z-Score
		A	B	C	D	A+B+C+D
2018	LCKM	5,001	0,214	0,709	9,06E-09	5,924
2018	META	1,006	0,257	0,353	1,33E-10	1,617
2018	PPRE	1,445	0,254	0,798	8,52E-11	2,498
2018	TBIG	-0,991	0,150	0,728	3,35E-11	-0,113
2018	TLKM	-0,095	1,439	1,266	5,64E-04	2,610
2018	TOWR	-0,708	1,072	1,109	1,11E-11	1,473
2018	ASSA	-0,991	0,298	0,590	1,20E-10	-0,103
2018	BPTR	-1,297	0,098	0,556	4,07E-10	-0,643
2018	IPCM	3,529	0,548	0,594	1,75E-09	4,670
2018	TCPI	0,062	0,361	1,217	1,73E-10	1,639
2018	NELY	1,639	1,138	0,820	3,71E-09	3,597
2018	TMAS	-1,260	1,003	0,356	5,57E-10	0,099
2019	AKSI	1,129	0,307	1,075	9,71E-10	2,511
2019	BALI	-1,164	0,266	0,450	4,89E-12	-0,447
2019	BUKK	0,526	1,086	1,146	4,23E-10	2,758
2019	CMNP	0,880	0,629	0,485	3,05E-10	1,993
2019	GHON	-0,186	0,928	0,741	8,25E-09	1,484
2019	IBST	0,347	0,636	0,415	1,46E-09	1,398
2019	LCKM	5,133	0,243	0,572	9,60E-09	5,948
2019	META	0,429	0,309	0,575	1,01E-10	1,313
2019	PPRE	0,937	0,303	0,736	7,06E-13	1,977
2019	TBIG	-0,454	0,170	0,733	1,01E-11	0,449
2019	TLKM	-0,494	1,348	1,288	4,37E-04	2,143
2019	TOWR	-0,496	1,026	0,954	9,54E-12	1,484
2019	ASSA	-0,795	0,321	0,484	1,18E-10	0,010
2019	BPTR	-1,535	0,168	0,578	4,66E-10	-0,789
2019	IPCM	2,883	0,594	0,570	1,07E-09	4,047
2019	TCPI	-0,007	0,531	1,152	1,84E-10	1,676
2019	NELY	1,378	1,252	0,738	3,15E-09	3,368
2019	TMAS	-0,930	0,964	0,534	1,05E-10	0,568
2020	AKSI	1,103	0,212	0,363	8,10E-10	1,677
2020	BALI	-0,340	0,339	0,522	2,35E-10	0,522
2020	BUKK	0,488	1,304	0,991	5,29E-10	2,784
2020	CMNP	1,293	0,677	0,320	2,84E-10	2,289
2020	GHON	-0,595	1,093	0,822	8,10E-09	1,321
2020	IBST	0,117	0,585	0,359	1,14E-09	1,061
2020	LCKM	5,249	0,334	0,609	1,12E-08	6,192

Tahun	Kode	6,56X ₁	3,26X ₂	6,72X ₃	1,05X ₄	Z-Score
		A	B	C	D	A+B+C+D
2020	META	0,217	0,287	0,153	1,14E-12	0,657
2020	PPRE	0,871	0,185	0,431	7,20E-11	1,487
2020	TBIG	-1,895	0,197	0,702	1,58E-11	-0,996
2020	TLKM	-0,600	1,247	1,184	3,71E-04	1,832
2020	TOWR	-0,809	0,987	0,896	8,71E-12	1,074
2020	ASSA	-1,027	0,359	0,406	1,19E-12	-0,262
2020	BPTR	-1,441	0,213	0,462	5,31E-10	-0,766
2020	IPCM	2,470	0,571	0,425	6,85E-10	3,467
2020	TCPI	-0,392	0,625	0,693	2,28E-10	0,926
2020	NELY	1,439	1,367	0,604	3,22E-09	3,410
2020	TMAS	-0,842	0,857	0,457	8,49E-12	0,471
2021	AKSI	1,570	0,514	1,229	1,31E-09	3,313
2021	BALI	-0,245	0,396	0,647	2,37E-10	0,798
2021	BUKK	0,442	1,539	0,941	6,92E-10	2,921
2021	CMNP	-0,511	0,878	0,430	4,21E-10	0,796
2021	GHON	-1,119	1,085	0,779	4,54E-09	0,745
2021	IBST	1,016	1,248	0,345	1,73E-09	2,609
2021	LCKM	5,531	0,358	0,094	1,19E-08	5,984
2021	META	0,663	0,258	0,154	6,18E-11	1,074
2021	PPRE	0,618	0,212	0,432	7,55E-11	1,262
2021	TBIG	-0,848	0,267	0,691	1,41E-11	0,110
2021	TLKM	-0,186	1,230	1,153	4,27E-04	2,198
2021	TOWR	-1,443	0,614	0,551	4,62E-12	-0,279
2021	ASSA	-0,132	0,391	0,519	1,22E-10	0,779
2021	BPTR	-1283,484	0,201	0,451	2,90E-10	-1282,833
2021	IPCM	2,698	0,711	0,748	8,46E-10	4,158
2021	TCPI	-0,443	0,698	0,761	2,47E-10	1,016
2021	NELY	0,876	1,362	0,667	3,61E-09	2,904
2021	TMAS	0,229	1,069	1,877	1,13E-10	3,175
2022	AKSI	1,077	0,804	1,073	1,37E-09	2,954
2022	BALI	-0,337	0,470	0,627	2,37E-10	0,760
2022	BUKK	0,514	1,520	0,739	6,26E-10	2,773
2022	CMNP	-0,764	0,901	0,455	3,43E-10	0,592
2022	GHON	-1,190	1,061	0,716	3,97E-09	0,587
2022	IBST	0,640	0,979	0,406	1,29E-09	2,025
2022	LCKM	5,736	0,373	0,031	1,44E-08	6,140
2022	META	-0,580	0,173	0,168	2,69E-11	-0,239

Tahun	Kode	$6,56X_1$	$3,26X_2$	$6,72X_3$	$1,05X_4$	Z-Score
		A	B	C	D	A+B+C+D
2022	PPRE	0,959	0,236	0,542	7,29E-11	1,737
2022	TBIG	-0,785	0,346	0,667	1,57E-11	0,228
2022	TLKM	-0,365	1,326	0,967	4,59E-04	1,927
2022	TOWR	-1,079	0,727	0,699	5,80E-12	0,347
2022	ASSA	-0,223	0,371	0,248	1,52E-10	0,396
2022	BPTR	-0,772	0,189	0,500	1,85E-10	-0,083
2022	IPCM	2,768	0,770	0,786	8,15E-10	4,324
2022	TCPI	-0,366	0,824	0,895	2,98E-10	1,353
2022	NELY	1,103	1,606	1,356	3,75E-09	4,065
2022	TMAS	1,146	1,496	2,399	1,88E-10	5,041

Sumber: Laporan Keuangan (diolah)

Lampiran 8 Tabel Durbin Watson

n	k=1		k=2		k=3		k=4		k=5	
	dL	dU	dL	dU	dL	dU	dL	dU	dL	dU
71	1.5865	1.6435	1.5577	1.6733	1.5284	1.7041	1.4987	1.7358	1.4685	1.7685
72	1.5895	1.6457	1.5611	1.6751	1.5323	1.7054	1.5029	1.7366	1.4732	1.7688
73	1.5924	1.6479	1.5645	1.6768	1.5360	1.7067	1.5071	1.7375	1.4778	1.7691
74	1.5953	1.6500	1.5677	1.6785	1.5397	1.7079	1.5112	1.7383	1.4822	1.7694
75	1.5981	1.6521	1.5709	1.6802	1.5432	1.7092	1.5151	1.7390	1.4866	1.7698
76	1.6009	1.6541	1.5740	1.6819	1.5467	1.7104	1.5190	1.7399	1.4909	1.7701
77	1.6036	1.6561	1.5771	1.6835	1.5502	1.7117	1.5228	1.7407	1.4950	1.7704
78	1.6063	1.6581	1.5801	1.6851	1.5535	1.7129	1.5265	1.7415	1.4991	1.7708
79	1.6089	1.6601	1.5830	1.6867	1.5568	1.7141	1.5302	1.7423	1.5031	1.7712
80	1.6114	1.6620	1.5859	1.6882	1.5600	1.7153	1.5337	1.7430	1.5070	1.7716
81	1.6139	1.6639	1.5888	1.6898	1.5632	1.7164	1.5372	1.7438	1.5109	1.7720
82	1.6164	1.6657	1.5915	1.6913	1.5663	1.7176	1.5406	1.7446	1.5146	1.7724
83	1.6188	1.6675	1.5942	1.6928	1.5693	1.7187	1.5440	1.7454	1.5183	1.7728
84	1.6212	1.6693	1.5969	1.6942	1.5723	1.7199	1.5472	1.7462	1.5219	1.7732
85	1.6235	1.6711	1.5995	1.6957	1.5752	1.7210	1.5505	1.7470	1.5254	1.7736
86	1.6258	1.6728	1.6021	1.6971	1.5780	1.7221	1.5536	1.7478	1.5289	1.7740
87	1.6280	1.6745	1.6046	1.6985	1.5808	1.7232	1.5567	1.7485	1.5322	1.7745
88	1.6302	1.6762	1.6071	1.6999	1.5836	1.7243	1.5597	1.7493	1.5356	1.7749
89	1.6324	1.6778	1.6095	1.7013	1.5863	1.7254	1.5627	1.7501	1.5388	1.7754
90	1.6345	1.6794	1.6119	1.7026	1.5889	1.7264	1.5656	1.7508	1.5420	1.7758
91	1.6366	1.6810	1.6143	1.7040	1.5915	1.7275	1.5685	1.7516	1.5452	1.7763
92	1.6387	1.6826	1.6166	1.7053	1.5941	1.7285	1.5713	1.7523	1.5482	1.7767
93	1.6407	1.6841	1.6188	1.7066	1.5966	1.7295	1.5741	1.7531	1.5513	1.7772
94	1.6427	1.6857	1.6211	1.7078	1.5991	1.7306	1.5768	1.7538	1.5542	1.7776
95	1.6447	1.6872	1.6233	1.7091	1.6015	1.7316	1.5795	1.7546	1.5572	1.7781
96	1.6466	1.6887	1.6254	1.7103	1.6039	1.7326	1.5821	1.7553	1.5600	1.7785
97	1.6485	1.6901	1.6275	1.7116	1.6063	1.7335	1.5847	1.7560	1.5628	1.7790
98	1.6504	1.6916	1.6296	1.7128	1.6086	1.7345	1.5872	1.7567	1.5656	1.7795
99	1.6522	1.6930	1.6317	1.7140	1.6108	1.7355	1.5897	1.7575	1.5683	1.7799
100	1.6540	1.6944	1.6337	1.7152	1.6131	1.7364	1.5922	1.7582	1.5710	1.7804
101	1.6558	1.6958	1.6357	1.7163	1.6153	1.7374	1.5946	1.7589	1.5736	1.7809
102	1.6576	1.6971	1.6376	1.7175	1.6174	1.7383	1.5969	1.7596	1.5762	1.7813
103	1.6593	1.6985	1.6396	1.7186	1.6196	1.7392	1.5993	1.7603	1.5788	1.7818
104	1.6610	1.6998	1.6415	1.7198	1.6217	1.7402	1.6016	1.7610	1.5813	1.7823
105	1.6627	1.7011	1.6433	1.7209	1.6237	1.7411	1.6038	1.7617	1.5837	1.7827
106	1.6644	1.7024	1.6452	1.7220	1.6258	1.7420	1.6061	1.7624	1.5861	1.7832
107	1.6660	1.7037	1.6470	1.7231	1.6277	1.7428	1.6083	1.7631	1.5885	1.7837
108	1.6676	1.7050	1.6488	1.7241	1.6297	1.7437	1.6104	1.7637	1.5909	1.7841

Lampiran 9 Hasil Pengolahan SPSS

Uji Normalitas Sebelum Outlier Data**One-Sample Kolmogorov-Smirnov Test**

		Unstandardized Residual
N		90
Normal Parameters ^a	Mean	.0000000
	Std. Deviation	1.31593069E2
Most Extreme Differences	Absolute	.357
	Positive	.289
	Negative	-.357
Kolmogorov-Smirnov Z		3.387
Asymp. Sig. (2-tailed)		.000

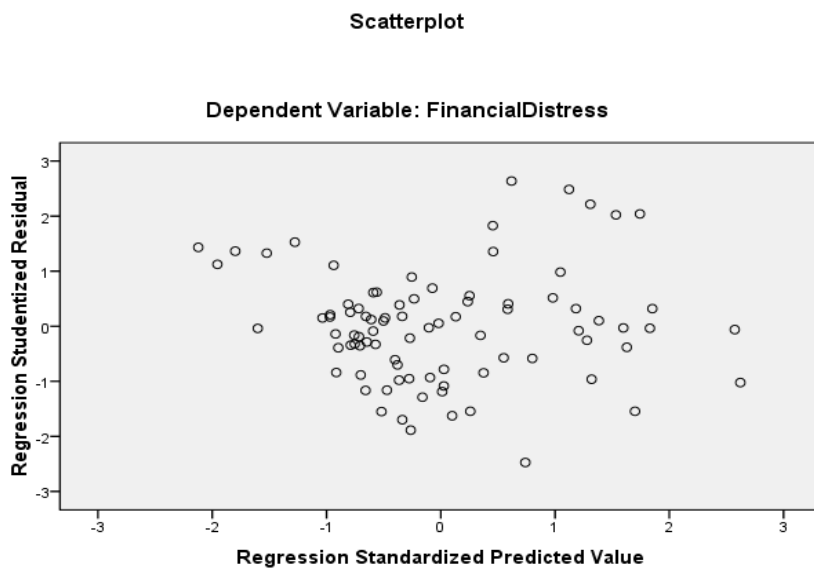
a. Test distribution is Normal.

Uji Normalitas Setelah Outlier Data**One-Sample Kolmogorov-Smirnov Test**

		Unstandardized Residual
N		86
Normal Parameters ^a	Mean	14.8499857
	Std. Deviation	29.71971413
Most Extreme Differences	Absolute	.098
	Positive	.098
	Negative	-.091
Kolmogorov-Smirnov Z		.906
Asymp. Sig. (2-tailed)		.385

a. Test distribution is Normal.

Uji Heteroskedastisitas



Uji Multikolinieritas

Coefficients^a

Model	Unstandardized Coefficients		Standardized Coefficients	t	Sig.	Collinearity Statistics	
	B	Std. Error	Beta			Tolerance	VIF
1 (Constant)	-1.345	.486		-2.770	.007		
Profitabilitas	10.879	3.769	.284	2.887	.005	.800	1.249
GenDiv	2.963	.741	.362	4.002	.000	.945	1.058
Biaya Agensi	14.602	2.996	.464	4.874	.000	.854	1.171
Operating Capacity	1.395	.469	.287	2.976	.004	.830	1.205

a. Dependent Variable: Financial Distress

Uji Autokorelasi**Model Summary^b**

Model	R	R Square	Adjusted R Square	Std. Error of the Estimate	Durbin-Watson
1	.611 ^a	.373	.342	1.35200	2.382

a. Predictors: (Constant), Operating Capacity, GenDiv, Biaya Agensi, Profitabilitas

b. Dependent Variable: FinancialDistress

Uji t**Coefficients^a**

Model		Unstandardized Coefficients		Standardized Coefficients	t	Sig.
		B	Std. Error	Beta		
1	(Constant)	-1.345	.486		-2.770	.007
	Profitabilitas	10.879	3.769	.284	2.887	.005
	GenDiv	2.963	.741	.362	4.002	.000
	Biaya Agensi	14.602	2.996	.464	4.874	.000
	Operating Capacity	1.395	.469	.287	2.976	.004

a. Dependent Variable: Financial Distress

Uji f**ANOVA^b**

Model		Sum of Squares	df	Mean Square	F	Sig.
1	Regression	51.856	4	12.964	6.883	.000 ^a
	Residual	143.141	76	1.883		
	Total	194.997	80			

a. Predictors: (Constant), Operating Capacity, Gender Diversity, Biaya Agensi Manajerial, Profitabilitas

ANOVA^b

Model		Sum of Squares	df	Mean Square	F	Sig.
1	Regression	51.856	4	12.964	6.883	.000 ^a
	Residual	143.141	76	1.883		
	Total	194.997	80			

a. Predictors: (Constant), Operating Capacity, Gender Diversity, Biaya Agensi Manajerial, Profitabilitas

b. Dependent Variable: Financial Distress

Uji Koefisien Determinasi**Model Summary^b**

Model	R	R Square	Adjusted R Square	Std. Error of the Estimate	Durbin-Watson
1	.611 ^a	.373	.342	1.35200	2.382

a. Predictors: (Constant), Operating Capacity, GenDiv, Biaya Agensi, Profitabilitas

b. Dependent Variable: FinancialDistress

Lampiran 10 SK Dosen Pembimbing



Fakultas Ekonomi
dan Bisnis

Surabaya, 15 November 2022

No. : 442/IL.3.AU/A/FE/2022
Lamp. :-
Hal : Dosen Pembimbing Utama dan Pembimbing Pendamping

KepadaYth:

1. Fitri Nuraini,SE,M.Ak, CTA., ACPA
 2. Rieska Maharani, SE,MM
- Di Tempat

Assalamu'alaikum Wr. Wb.

Sehubungan dengan telah dipenuhinya persyaratan penulisan skripsi, sebagai mana diatur dalam :

1. Peraturan Rektor no : 566.1 /PRN/IL.3.AU.F/2014 – 03.09.2014, tentang pedoman Akademik Tahun 2014/2015 Universitas Muhammadiyah Surabaya, perihal penilaian hasil belajar point 4.5 (Tugas Akhir)
2. Surat Keputusan Dekan Fakultas Ekonomi UMSurabaya No : 68/ IL.3.AU/A/Fak. Ekonomi/IX/2013 Tentang Pedoman Akademik Pelaksanaan Pendidikan Program Sarjana (S-1), Bab IV Point C.4 (Prosedur Penilaian Skripsi).

Maka dimohon perkenannya untuk menjadi pembimbing terhadap mahasiswa sebagai berikut :

Nama : Fitri Kartika Sari
Nim : 20191220003
Prodi : Akuntansi

Judul Skripsi : Pengaruh Profitabilitas, Gender diversity, biaya agensi manajerial, dan operating capacity terhadap kemungkinan terjadinya financial distress (Studi empiris pada perusahaan sub sektor transportasi yang terdaftar di bursa efek indonesia tahun 2019-2021

Pembimbing Utama : Fitri Nuraini,SE,M.Ak, CTA., ACPA
Pembimbing Pendamping : Rieska Maharani, SE,MM

Demikian, atas perhatian dan perkenannya disampaikan terimakasih

Wassalamu'alaikumWr.Wb.

Kaprodi Akuntansi,

Zeni Rusmawati., S.Pd.,M.Pd

TembusanYth, (Tanpa Lampiran):

1. Dekan
2. Kaprodi Akuntansi
3. Mahasiswa Yang Bersangkutan

Lampiran 11 Kartu Kendali Bimbingan Skripsi

Kartu Kendali Bimbingan Skripsi
 UNIVERSITAS MUHAMMADIYAH SURABAYA

Tahun semester	: Ganjil 2022/2023	Prodi	: S1 Akuntansi
NIM	: 20191220003	Pembimbing 1	: Fitri Nuraini
Nama Mahasiswa	: FITRY KARTIKA SARI	Pembimbing 2	: Rieska Maharani

No.	Tanggal	Topik	Saran / Komentar	Pembimbing
1	2023-03-20	Bimbingan Bab 1-3	Revisi Bab 1-3	Fitri Nuraini
2	2023-04-10	Bimbingan Bab 1-3	Revisi Bab 1 & 2	Fitri Nuraini
3	2023-04-10	Bimbingan Bab 1-3	Revisi Bab 1-3	Rieska Maharani
4	2023-05-15	Konsultasi Sampel	Menambah variabel, tahun penelitian atau pindah sektor lain	Fitri Nuraini
5	2023-05-24	Bimbingan Bab 1-3	Revisi tabel skala pengukuran	Fitri Nuraini
6	2023-06-06	Bimbingan Bab 1-3	Penulisan rumus menggunakan font TNR, kata menggunakan bahasa asing dicetak miring, menambah tahun penelitian	Rieska Maharani
7	2023-06-08	Bimbingan Bab 1-3	Menghapus latar belakang yang dari buku, revisi gambar kernagka konseptual (arah hubungan positif, negatif dihapus)	Rieska Maharani
8	2023-06-09	Bimbingan Bab 1-3	Memastikan buku rumus variabel Y	Rieska Maharani
9	2023-06-12	Bimbingan Bab 1-3	Acc Seminar Proposal	Fitri Nuraini
10	2023-06-13	Bimbingan Bab 1-3	Acc Seminar Proposal	Rieska Maharani
11	2023-07-26	Bimbingan Bab 1-5	Revisi bab 4 & 5	Fitri Nuraini
12	2023-08-09	Bimbingan Bab 1-5	Acc Ujian Skripsi	Rieska Maharani
13	2023-08-09	Bimbingan Bab 1-5	Acc Ujian Skripsi	Rieska Maharani
14	2023-08-09	Bimbingan Bab 1-5	Acc Ujian Skripsi	Fitri Nuraini

Lampiran 12 Surat Keterangan Bukti Bebas Plagiasi



Perpustakaan

ASLI

FM-009 PERPUS-07

SURAT KETERANGAN BUKTI BEBAS PLAGIASI

Naskah tugas akhir / skripsi / karya tulis / tesis*) yang diserahkan atas :

N a m a : Fitry Kartika Sari
 N I M : 20191220003
 Fakultas/Prodi : Fakultas Ekonomi (S1) Akuntansi
 Alamat : Sukodadi, Kabuh, Jombang
 Judul : Pengaruh Profitabilitas, Gender Diversity, Biaya Agensi Manajerial, Dan Operating Capacity Terhadap Financial Distress Pada Perusahaan Sektor Infrastruktur, Utilitas Dan Transportasi Yang Terdaftar Di Bursa Efek Indonesia Periode 2018-2022
 telah **diserahkan dan memenuhi kriteria** batas maksimal yang sudah ditentukan.

Petugas perpustakaan

Putri Rokhmawati

Surabaya, 23 Agustus 2023

Mahasiswa,

Fitry Kartika Sari

Mengetahui,
 Kepala Perpustakaan

 Drs. Yarno, M.Pd.

*) **DILARANG KERAS MENYEBARLUASKAN FORM INI**

Lampiran 13 Surat Keterangan Bebas Pinjam



Perpustakaan

ASLI
FM-002-PERPUS-07**SURAT KETERANGAN BEBAS PINJAM**

Dengan ini menyatakan bahwa :


Nama : FITRY KARTIKA SARI
NIM : 20191220003
Program Studi/Fakultas : (S1) Akuntansi/Fakultas Ekonomi Dan Bisnis
Alamat : Ds. Sukodadi Kec. Kabuh Kab. Jombang
No. Telp/HP : 081231990163

Tidak memiliki pinjaman bahan pustaka di Perpustakaan Universitas Muhammadiyah Surabaya.
Surat keterangan ini digunakan untuk: **Mengambil Ijazah**



Mengetahui,
Kepala Perpustakaan

Drs. Yamo, M.Pd.

Surabaya, 25 Juli 2023
Petugas Perpustakaan

Dyah Ayu S.

Lampiran 14 Endorsement Letter



umsurabaya
UNIVERSITAS MUHAMMADIYAH SURABAYA

**Pusat
Bahasa**

ENDORSEMENT LETTER
868/PB-UMS/EL/VIII/2023

This letter is to certify that the abstract of the thesis below

Title : An Influence of Profitability, Gender Diversity, Managerial Agency Costs, and Operating Capacity on Financial Distress in Infrastructure, Utility and Transportation Sector Companies Listed on The Indonesia Stock Exchange in Period 2018-2022

Student's name : Fitry Kartika Sari

Student's ID Number : 20191220003

Department : Accounting, Undergraduate, Faculty of Economics and Business, Universitas Muhammadiyah Surabaya Indonesia

has been endorsed by Pusat Bahasa *UMSurabaya* for further approval by the examining committee of the faculty.

Surabaya, August 18, 2023

Chair person,

Dr. Waode Hamsia, M.Pd

Lampiran 12 Daftar Perbaikan Skripsi



FAKULTAS EKONOMI DAN BISNIS
UNIVERSITAS MUHAMMADIYAH SURABAYA




Jl Sutorejo No 59 Surabaya

PANITIA UJIAN SKRIPSI STRATA - 1 (S-1)
 FAKULTAS EKONOMI DAN BISNIS

DAFTAR PERBAIKAN SKRIPSI

Nama Mahasiswa : Fitry Kartika Sari
 Noreg Mahasiswa : 20191220003
 Jurusan : AKUNTANSI
 Hari/Tanggal :

Kami telah menyetujui perbaikan/refisi atas skripsi mahasiswa tersebut diatas

Nama Penguji	Tanda Tangan	Tanggal
Zeni Rusmawati, S.Pd., M.Pd		24 Agustus 2023
Fitri Nuraini, SE., M.Ak., CTA.,ACPA		24 Agustus 2023
Rieska Maharani, SE.,M.M		24 Agustus 2023

Catatan

Setiap Mahasiswa membuat rangkap 3