

LAMPIRAN

Lampiran 1 perhitungan *Net Profit Margin* (NPM)

$$\text{NPM} = \frac{\text{Net Income}}{\text{Penjualan}} \times 100$$

No	Kode Perusahaan	Tahun	Net Income	Penjualan	Hasil
1	ADRO	2019	435.002	3.457.154	0,1258
		2020	158.505	2.534.842	0,0625
		2021	1.028.593	3.992.718	0,2576
2	FIRE	2019	10.539.422.664	1.221.662.045.057	0,0086
		2020	13.810.414.740	1.069.005.506.795	0,0129
		2021	-45.893.211.775	841.151.184.815	-0,0545
3	ARII	2019	-5.537	62.803	-0,0881
		2020	-16.405	42.160	-0,3891
		2021	918	115.344	0,0079
4	BSSR	2019	30.467.457	418.087.491	0,0728
		2020	30.520.269	331.463.965	0,0920
		2021	205.164.329	691.372.585	0,2967
5	BOSS	2019	2.747.135.008	271.218.864.514	0,0101
		2020	-106.288.690.313	170.386.015.194	-0,6238
		2021	-165.364.572.841	43.532.306.126	-3,7986
6	BRMS	2019	1.264.725	4.460.530	0,2835
		2020	4.038.209	8.343.695	0,4839
		2021	69.782.445	10.578.248	6,5967
7	PTBA	2019	4.040.394	21.787.564	0,1854
		2020	2.407.927	17.325.192	0,1389

		2021	8.036.888	29.261.468	0,2746
8	BUMI	2019	9.470.482	1.112.566.618	0,0085
		2020	-337.350.969	790.436.397	-0,4267
		2021	223.377.014	1.008.212.975	0,2215
9	BYAN	2019	234.211.277	1.391.589.834	0,1683
		2020	344.459.870	1.395.113.268	0,2469
		2021	1.265.957.342	2.852.219.928	0,4438
10	DEWA	2019	3.773.979	344.647.459	0,0109
		2020	1.647.892	303.195.141	0,0054
		2021	749.989	322.738.740	0,0023
11	DOID	2019	20.480.591	881.812.079	0,0232
		2020	-23.436.370	601.691.969	-0,0389
		2021	280.546	910.544.363	0,0003
12	DSSA	2019	71.654.412	1.666.415.381	0,0429
		2020	-57.897.543	1.507.322.128	-0,0384
		2021	265.337.533	2.164.946.288	0,1225
13	DWGL	2019	-21.666.724	1.724.236.607	-0,0125
		2020	35.565.332	1.568.496.114	0,0226
		2021	94.223.798	2.297.546.339	0,0410
14	CNKO	2019	116.487.959	1.220.774.774	0,0954
		2020	-266.991.306	884.575.360	-0,3018
		2021	-75.252.935	980.326.231	-0,0767
15	SMMT	2019	6.234.017.119	250.264.866.368	0,0249
		2020	-23.386.617.883	209.443.719.950	-0,1116
		2021	249.957.731.407	508.273.589.516	0,4917
16	HRUM	2019	20.122.589	248.461.372	0,0809
		2020	60.292.315	146.588.482	0,4113
		2021	98.286.586	321.988.179	0,3052

17	INDY	2019	4.992.434	2.782.676.420	0,0017
		2020	-103.447.774	2.077.212.345	-0,0498
		2021	63.316.569	3.069.161.119	0,0206
18	ITM	2019	126.502	1.715.592	0,0737
		2020	37.828	1.185.336	0,0319
		2021	475.390	2.076.813	0,2289
19	MBAP	2019	35.287.557	260.849.803	0,1352
		2020	27.467.486	201.207.287	0,1365
		2021	100.566.379	309.840.126	0,3245
20	PTRO	2019	31.324	476.441	0,0657
		2020	32.498	340.688	0,0953
		2021	33.953	415.737	0,0816
21	KKGI	2019	5.414.352	114.851.737	0,0471
		2020	-8.668.015	72.221.596	-0,1200
		2021	23.003.525	132.149.772	0,1740
22	MYOH	2019	26.098.429	254.454.591	0,1025
		2020	22.533.662	173.471.808	0,1298
		2021	26.956.483	160.661.605	0,1677
23	TOBA	2019	43.745.700	525.524.499	0,0832
		2020	35.803.866	331.932.404	0,1078
		2021	65.607.407	462.666.313	0,1418
24	UNTR	2019	11.134.641	84.430.478	0,1318
		2020	5.632.424	60.346.784	0,0933
		2021	10.608.267	79.460.503	0,1335

Lampiran 2 perhitungan *Debt to Equity Ratio* (DER)

$$\text{DER} = \frac{\text{Total Hutang}}{\text{Ekuitas}} \times 100\%$$

No	Kode Perusahaan	Tahun	Total Hutang	Ekuitas	Hasil
1	ADARO	2019	3.233.710	3.938.395	0,8210
		2020	2.429.852	3.951.714	0,6128
		2021	3.128.621	4.458.315	0,7017
2	FIRE	2019	203.584.653.001	339.672.393.223	0,5993
		2020	152.354.623.294	532.947.426.518	0,2858
		2021	186.847.898.731	307.404.859.003	0,6078
3	ARII	2019	317.894	46.058	6,9020
		2020	332.588	28.214	11,7880
		2021	330.387	39.083	8,4534
4	BSSR	2019	80.362.658	170.317.658	0,4718
		2020	72.967.723	190.376.045	0,3832
		2021	182.704.693	252.612.693	0,7232
5	BOSS	2019	678.262.661.673	193.376.320.522	3,5074
		2020	611.899.459.706	87.375.089.069	7,0031
		2021	601.540.344.656	-78.014.262.859	-7,7106
6	BRMS	2019	192.682.539	429.466.861	0,4486
		2020	101.439.727	486.703.645	0,2084
		2021	100.815.468	879.628.458	0,1146
7	PTBA	2019	7.675.226	18.422.826	0,4166
		2020	7.117.559	16.939.196	0,4201
		2021	11.869.979	24.253.724	0,4894
8	BUMI	2019	3.192.870.099	419.078.745	7,6187

		2020	3.295.912.298	132.638.029	24,8489
		2021	3.577.340.599	646.446.687	5,5338
9	BYAN	2019	658.595.960	619.080.163	1,0638
		2020	758.171.248	861.553.774	0,8800
		2021	570.805.817	1.862.906.374	0,3064
10	DEWA	2019	315.253.563	234.263.034	1,3457
		2020	281.239.286	269.400.278	1,0439
		2021	300.554.915	271.570.833	1,1067
11	DOID	2019	901.340.212	280.570.979	3,2125
		2020	710.718.334	263.731.419	2,6948
		2021	1.370.302.118	265.656.189	5,1581
12	DSSA	2019	2.080.864.382	1.638.108.682	1,2702
		2020	1.311.320.300	1.588.910.322	0,8252
		2021	1.259.863.437	1.750.209.259	0,7198
13	DWGL	2019	910.429.246	-46.541.214	-19,5617
		2020	756.217.646	-52.545.229	-14,3917
		2021	1.109.292.094	136.413.748	8,1318
14	CNKO	2019	2.314.994.107	-679.839.769	-3,4052
		2020	2.260.164.528	-1.149.951.288	-1,9654
		2021	2.431.647.038	-1.224.804.402	-1,9853
15	SMMT	2019	287.067.420.462	584.445.919.301	0,4911
		2020	317.228.386.339	564.557.831.801	0,5619
		2021	233.792.851.055	817.847.583.715	0,2858
16	HRUM	2019	47.418.441	399.583.513	0,1186
		2020	43.905.598	454.796.618	0,0965
		2021	223.950.846	650.621.599	0,3442
17	INDY	2019	2.570.388.847	1.045.774.218	2,4578
		2020	2.626.405.463	867.297.394	3,0282

		2021	2.807.763.436	883.713.665	3,1772
18	ITM	2019	324.576	884.465	0,3669
		2020	312.339	846.290	0,3690
		2021	464.680	1.201.559	0,3867
19	MBAP	2019	46.886.899	145.640.390	0,3219
		2020	43.752.926	138.220.176	0,3165
		2021	57.736.778	199.983.661	0,2887
20	PTRO	2019	338.481	212.563	1,5923
		2020	298.248	231.440	1,2886
		2021	272.513	260.223	1,0472
21	KKGI	2019	32.971.463	93.383.074	0,3530
		2020	24.437.727	84.250.556	0,2900
		2021	33.261.651	98.920.656	0,3362
22	MYOH	2019	37.882.793	122.298.955	0,3097
		2020	22.061.137	129.047.722	0,1709
		2021	23.359.014	140.610.562	0,1661
23	TOBA	2019	370.500.569	264.139.887	1,4026
		2020	480.957.627	290.914.160	1,6532
		2021	503.876.557	354.225.327	1,4224
24	UNTR	2019	50.603.301	61.110.074	0,8280
		2020	36.653.823	63.147.140	0,5804
		2021	40.738.599	71.822.757	0,5672

Lampiran 3 Perhitungan *Current Ratio* (CR)

$$CR = \frac{\text{Aktiva Lancar}}{\text{Utang Lancar}} \times 100\%$$

No	Kode Perusahaan	Tahun	Aktiva Lancar	Utang Lancar	Hasil
1	ADRO	2019	2.109.924	1.232.601	1,7117
		2020	1.731.867	1.144.923	1,5126
		2021	2.838.132	1.361.558	2,0844
2	FIRE	2019	243.173.202.868	86.813.234.085	2,8011
		2020	191.509.532.894	84.906.108.780	2,2555
		2021	213.857.052.760	153.665.650.636	1,3917
3	ARII	2019	62.695	260.384	0,2407
		2020	59.545	296.596	0,2007
		2021	75.181	169.323	0,4440
4	BSSR	2019	77.537.334	64.264.652	1,2065
		2020	95.968.026	60.853.847	1,5770
		2021	271.784.042	169.686.767	1,6016
5	BOSS	2019	306.716.957.106	193.376.320.522	1,5861
		2020	129.151.338.478	223.507.975.633	0,5778
		2021	137.638.370.951	261.536.435.845	0,5262
6	BRMS	2019	37.894.029	113.596.146	0,3335
		2020	46.991.300	67.109.899	0,7002
		2021	249.283.234	83.918.523	2,9705
7	PTBA	2019	11.679.884	4.691.251	2,4897
		2020	8.364.356	3.872.457	2,1599
		2021	18.211.500	7.500.647	2,4279
8	BUMI	2019	454.001.034	1.172.847.045	0,3870

		2020	397.376.705	1.298.664.634	0,3059
		2021	775.582.880	2.877.190.810	0,2695
9	BYAN	2019	519.575.216	580.937.083	0,8943
		2020	769.275.004	236.695.460	3,2500
		2021	1.418.432.789	452.981.800	3,1313
10	DEWA	2019	199.332.102	197.038.944	1,0116
		2020	220.662.767	197.845.919	1,1153
		2021	226.087.176	208.947.868	1,0820
11	DOID	2019	471.509.645	257.349.435	1,8321
		2020	367.620.154	220.348.158	1,6683
		2021	674.011.530	474.075.197	1,4217
12	DSSA	2019	865.283.201	667.387.770	1,2965
		2020	1.124.916.288	724.504.586	1,5526
		2021	1.145.452.766	673.072.115	1,7018
13	DWGL	2019	783.448.756	580.165.222	1,3503
		2020	461.471.836	518.544.125	0,8899
		2021	731.140.448	786.246.008	0,9299
14	CNKO	2019	807.439.077	1.793.934.043	0,4500
		2020	421.671.344	1.777.594.073	0,2372
		2021	557.796.856	1.717.108.630	0,3248
15	SMMT	2019	85.378.192.680	139.763.286.351	0,6108
		2020	93.577.946.345	160.127.033.037	0,5843
		2021	237.930.057.104	111.872.346.585	2,1267
16	HRUM	2019	288.389.905	31.270.572	9,2224
		2020	249.455.822	24.761.588	10,0743
		2021	247.611.807	80.577.513	3,0729
17	INDY	2019	1.431.426.846	711.411.139	2,0120
		2020	1.394.114.737	707.713.855	1,9698

		2021	2.091.950.362	1.135.763.896	1,8418
18	ITM	2019	469.389	233.288	2,0120
		2020	409.638	207.300	1,9760
		2021	988.024	364.743	2,7088
19	MBAP	2019	132.090.716	36.654.975	3,6036
		2020	125.650.152	33.560.298	3,7440
		2021	209.548.134	52.680.581	3,9777
20	PTRO	2019	222.064	146.671	1,5140
		2020	222.014	135.578	1,6375
		2021	231.801	167.379	1,3848
21	KKGI	2019	39.197.070	18.033.350	2,1735
		2020	33.085.205	10.844.104	3,0509
		2021	50.212.050	20.758.804	2,4188
22	MYOH	2019	113.903.995	34.675.727	3,2848
		2020	115.743.411	18.348.172	6,3081
		2021	134.410.759	20.010.814	6,7169
23	TOBA	2019	84.538.694	91.929.716	0,9196
		2020	70.359.369	96.121.076	0,7319
		2021	209.081.706	120.093.721	1,7409
24	UNTR	2019	50.826.955	32.585.529	1,5598
		2020	44.195.782	20.943.824	2,1102
		2021	60.604.068	30.489.218	1,9877

Lampiran 4 Log Harga Saham

= Log (Harga Saham)

No	Kode Perusahaan	Tahun	Harga Saham	Hasil Log
1	ADRO	2019	1.016	3,00
		2020	1.059	3,02
		2021	1.027	3,01
2	FIRE	2019	326	2,51
		2020	1.320	3,12
		2021	470	2,67
3	ARII	2019	705	2,84
		2020	396	2,59
		2021	250	2,39
4	BSSR	2019	1.820	3,26
		2020	1.695	3,22
		2021	4.090	3,61
5	BOSS	2019	172	2,23
		2020	150	2,17
		2021	71	1,85
6	BRMS	2019	45	1,65
		2020	72	1,85
		2021	116	2,06
7	PTBA	2019	2.660	3,42
		2020	2.810	3,44
		2021	2.710	3,43
8	BUMI	2019	66	1,81
		2020	72	1,85

		2021	67	1,82
9	BYAN	2019	15.900	4,20
		2020	15.475	4,18
		2021	27.000	4,43
10	DEWA	2019	50	1,69
		2020	50	1,69
		2021	50	1,69
11	DOID	2019	280	2,44
		2020	352	2,54
		2021	264	2,42
12	DSSA	2019	13.875	4,14
		2020	16.000	4,20
		2021	49.000	4,69
13	DWGL	2019	388	2,58
		2020	164	2,21
		2021	189	2,27
14	CNKO	2019	50	1,69
		2020	50	1,69
		2021	50	1,69
15	SMMT	2019	126	2,10
		2020	130	2,11
		2021	202	2,30
16	HRUM	2019	264	2,42
		2020	596	2,77
		2021	2.065	3,31
17	INDY	2019	1.195	3,07
		2020	1.730	3,23
		2021	1.545	3,18

18	ITM	2019	11.475	4,05
		2020	13.850	4,14
		2021	20.400	4,30
19	MBAP	2019	1.980	3,29
		2020	2.690	3,42
		2021	3.600	3,55
20	PTRO	2019	1.605	3,20
		2020	1.930	3,28
		2021	2.170	3,33
21	KKGI	2019	236	2,37
		2020	266	2,42
		2021	264	2,42
22	MYOH	2019	1.295	3,11
		2020	1.300	3,11
		2021	1.750	3,24
23	TOBA	2019	358	2,55
		2020	520	2,71
		2021	1.100	3,04
24	UNTR	2019	21.525	4,33
		2020	26.600	4,42
		2021	22.150	4,34

Lampiran 5 Descriptive Statistics

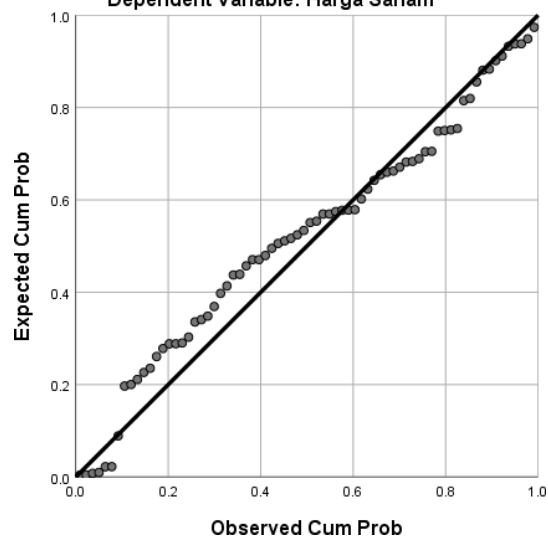
	N	Minimum	Maximum	Mean	Std. Deviation
NPM	72	-379.00	659.00	11.1806	91.45742
DER	72	-1956.00	7003.00	192.5278	947.18837
CR	72	-146.00	222.00	31.0694	72.80155
Harga Saham	72	21.00	469.00	264.9306	104.98240
Valid N (listwise)	72				

Lampiran 6 hasil Uji Normalitas

One-Sample Kolmogorov-Smirnov Test

		Unstandardized Residual
N		72
Normal Parameters ^{a,b}	Mean	.0000000
	Std. Deviation	96.72089153
Most Extreme Differences	Absolute	.103
	Positive	.074
	Negative	-.103
Test Statistic		.103
Asymp. Sig. (2-tailed)		.058 ^c

Normal P-P Plot of Regression Standardized Residual
Dependent Variable: Harga Saham



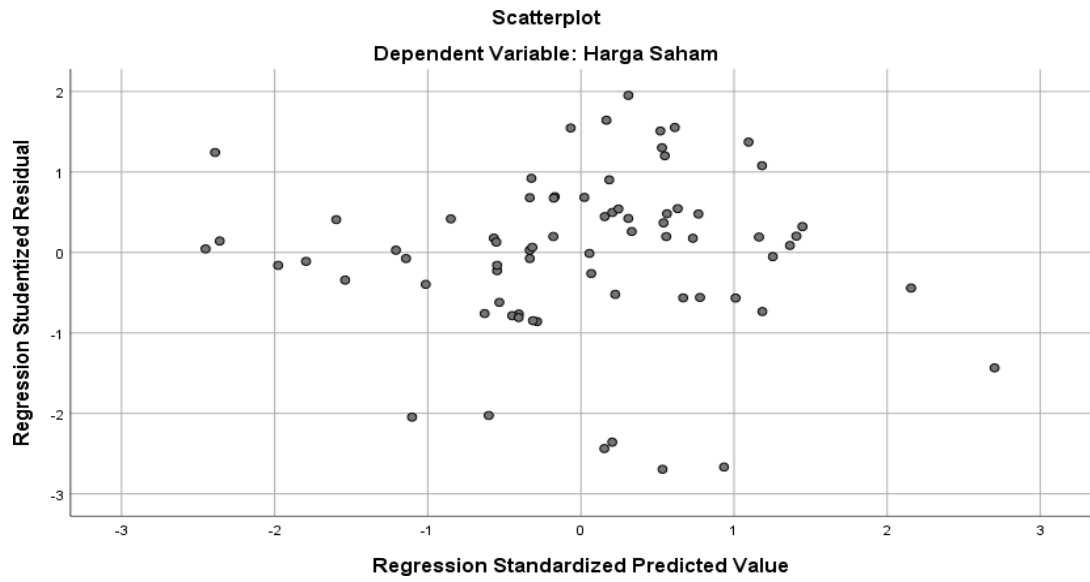
Lampiran 7 Hasil Uji Multikolinearitas

Coefficients^a

Model	Collinearity Statistics		
	Tolerance	VIF	
1	NPM	.943	1.061
	DER	.972	1.029
	CR	.921	1.086

b. Dependent Variable: Harga Saham
Sumber : Hasil Output SPSS 26

Lampiran 8 Hasil Uji Heteroskedastisitas



Lampiran 9 Hasil Uji Glaiser

Coefficients^a

Model		Unstandardized Coefficients		Standardized Coefficients	T	Sig.
		B	Std. Error	Beta		
1	(Constant)	66.302	8.783		7.549	.000
	NPM	-.026	.089	-.037	-.299	.766
	DER	-.006	.008	-.083	-.687	.495
	CR	.163	.113	.179	1.446	.153

a. Dependent Variable: ABREZID

Lampiran 10 Hasil Uji Autokorelasi**Model Summary^b**

Model	R	R Square	Adjusted R Square	Std. Error of the Estimate	Durbin-Watson
1	.389 ^a	.151	.114	98.83141	1.959

a. Predictors: (Constant), CR, DER, NPM

c. Dependent Variable: Harga Saham

Sumber : Hasil Output SPSS 26

Lampiran 11 Hasil Uji Regresi Linear Berganda

Coefficients^a

Model		Unstandardized Coefficients		Standardized Coefficients	t	Sig.
		B	Std. Error	Beta		
1	(Constant)	248.329	13.093		18.966	.000
	NPM	-.097	.132	-.084	-.733	.466
	DER	-.001	.013	-.008	-.074	.941
	CR	.575	.168	.399	3.424	.001

a. Dependent Variable: Harga Saham

Lampiran 12 Hasil Uji T

Coefficients^a

Model		Unstandardized Coefficients		Standardized	t	Sig.
		B	Std. Error	Beta		
1	(Constant)	248.329	13.093		18.966	.000
	NPM	-.097	.132	-.084	-.733	.466
	DER	-.001	.013	-.008	-.074	.941
	CR	.575	.168	.399	3.424	.001

d. Dependent Variable: Harga Saham

Sumber ; Hasil Output SPSS 26

Lampiran 13 Hasil Uji F**ANOVA^a**

Model		Sum of Squares	Df	Mean Square	F	Sig.
1	Regression	118312.562	3	39437.521	4.038	.011 ^b
	Residual	664200.091	68	9767.648		
	Total	782512.653	71			

a. Dependent Variable: Harga Saham

e. Predictors: (Constant), CR, DER, NPM

Sumber ; Hasil Output SPSS 26

Lampiran 14 Hasil Uji Koefisiensi Determinasi**Model Summary^b**

Model	R	R Square	Adjusted R Square	Std. Error of the Estimate	Durbin-Watson
1	.389 ^a	.151	.114	98.83141	1.959

a. Predictors: (Constant), CR, DER, NPM

b. Dependent Variable: Harga Saham

Sumber ; Hasil Outpu SPSS 26

Lampiran 15 Tabel Distribusi t

Titik Persentase Distribusi t (df = 1 – 40)

Pr df	0.25 0.50	0.10 0.20	0.05 0.10	0.025 0.050	0.01 0.02	0.005 0.010	0.001 0.002
1	1.00000	3.07768	6.31375	12.70620	31.82052	63.65674	318.30884
2	0.81650	1.88562	2.91999	4.30265	6.96456	9.92484	22.32712
3	0.76489	1.63774	2.35336	3.18245	4.54070	5.84091	10.21453
4	0.74070	1.53321	2.13185	2.77645	3.74695	4.60409	7.17318
5	0.72669	1.47588	2.01505	2.57058	3.36493	4.03214	5.89343
6	0.71756	1.43976	1.94318	2.44691	3.14267	3.70743	5.20763
7	0.71114	1.41492	1.89458	2.36462	2.99795	3.49948	4.78529
8	0.70639	1.39682	1.85955	2.30600	2.89646	3.35539	4.50079
9	0.70272	1.38303	1.83311	2.26216	2.82144	3.24984	4.29681
10	0.69981	1.37218	1.81246	2.22814	2.76377	3.16927	4.14370
11	0.69745	1.36343	1.79588	2.20099	2.71808	3.10581	4.02470
12	0.69548	1.35622	1.78229	2.17881	2.68100	3.05454	3.92963
13	0.69383	1.35017	1.77093	2.16037	2.65031	3.01228	3.85198
14	0.69242	1.34503	1.76131	2.14479	2.62449	2.97684	3.78739
15	0.69120	1.34061	1.75305	2.13145	2.60248	2.94671	3.73283
16	0.69013	1.33676	1.74588	2.11991	2.58349	2.92078	3.68615
17	0.68920	1.33338	1.73961	2.10982	2.56693	2.89823	3.64577
18	0.68836	1.33039	1.73406	2.10092	2.55238	2.87844	3.61048
19	0.68762	1.32773	1.72913	2.09302	2.53948	2.86093	3.57940
20	0.68695	1.32534	1.72472	2.08596	2.52798	2.84534	3.55181
21	0.68635	1.32319	1.72074	2.07961	2.51765	2.83136	3.52715
22	0.68581	1.32124	1.71714	2.07387	2.50832	2.81876	3.50499
23	0.68531	1.31946	1.71387	2.06866	2.49987	2.80734	3.48496
24	0.68485	1.31784	1.71088	2.06390	2.49216	2.79694	3.46678
25	0.68443	1.31635	1.70814	2.05954	2.48511	2.78744	3.45019
26	0.68404	1.31497	1.70562	2.05553	2.47863	2.77871	3.43500
27	0.68368	1.31370	1.70329	2.05183	2.47266	2.77068	3.42103
28	0.68335	1.31253	1.70113	2.04841	2.46714	2.76326	3.40816
29	0.68304	1.31143	1.69913	2.04523	2.46202	2.75639	3.39624
30	0.68276	1.31042	1.69726	2.04227	2.45726	2.75000	3.38518
31	0.68249	1.30946	1.69552	2.03951	2.45282	2.74404	3.37490
32	0.68223	1.30857	1.69389	2.03693	2.44868	2.73848	3.36531
33	0.68200	1.30774	1.69236	2.03452	2.44479	2.73328	3.35634
34	0.68177	1.30695	1.69092	2.03224	2.44115	2.72839	3.34793
35	0.68156	1.30621	1.68957	2.03011	2.43772	2.72381	3.34005
36	0.68137	1.30551	1.68830	2.02809	2.43449	2.71948	3.33262
37	0.68118	1.30485	1.68709	2.02619	2.43145	2.71541	3.32563
38	0.68100	1.30423	1.68595	2.02439	2.42857	2.71156	3.31903
39	0.68083	1.30364	1.68488	2.02269	2.42584	2.70791	3.31279
40	0.68067	1.30308	1.68385	2.02108	2.42326	2.70446	3.30688

Titik Persentase Distribusi t (df = 41 – 80)

Pr df	0.25 0.50	0.10 0.20	0.05 0.10	0.025 0.050	0.01 0.02	0.005 0.010	0.001 0.002
41	0.68052	1.30254	1.68288	2.01954	2.42080	2.70118	3.30127
42	0.68038	1.30204	1.68195	2.01808	2.41847	2.69807	3.29595
43	0.68024	1.30155	1.68107	2.01669	2.41625	2.69510	3.29089
44	0.68011	1.30109	1.68023	2.01537	2.41413	2.69228	3.28607
45	0.67998	1.30065	1.67943	2.01410	2.41212	2.68959	3.28148
46	0.67986	1.30023	1.67866	2.01290	2.41019	2.68701	3.27710
47	0.67975	1.29982	1.67793	2.01174	2.40835	2.68456	3.27291
48	0.67964	1.29944	1.67722	2.01063	2.40658	2.68220	3.26891
49	0.67953	1.29907	1.67655	2.00958	2.40489	2.67995	3.26508
50	0.67943	1.29871	1.67591	2.00856	2.40327	2.67779	3.26141
51	0.67933	1.29837	1.67528	2.00758	2.40172	2.67572	3.25789
52	0.67924	1.29805	1.67469	2.00665	2.40022	2.67373	3.25451
53	0.67915	1.29773	1.67412	2.00575	2.39879	2.67182	3.25127
54	0.67906	1.29743	1.67356	2.00488	2.39741	2.66998	3.24815
55	0.67898	1.29713	1.67303	2.00404	2.39608	2.66822	3.24515
56	0.67890	1.29685	1.67252	2.00324	2.39480	2.66651	3.24226
57	0.67882	1.29658	1.67203	2.00247	2.39357	2.66487	3.23948
58	0.67874	1.29632	1.67155	2.00172	2.39238	2.66329	3.23680
59	0.67867	1.29607	1.67109	2.00100	2.39123	2.66176	3.23421
60	0.67860	1.29582	1.67065	2.00030	2.39012	2.66028	3.23171
61	0.67853	1.29558	1.67022	1.99962	2.38905	2.65886	3.22930
62	0.67847	1.29536	1.66980	1.99897	2.38801	2.65748	3.22696
63	0.67840	1.29513	1.66940	1.99834	2.38701	2.65615	3.22471
64	0.67834	1.29492	1.66901	1.99773	2.38604	2.65485	3.22253
65	0.67828	1.29471	1.66864	1.99714	2.38510	2.65360	3.22041
66	0.67823	1.29451	1.66827	1.99656	2.38419	2.65239	3.21837
67	0.67817	1.29432	1.66792	1.99601	2.38330	2.65122	3.21639
68	0.67811	1.29413	1.66757	1.99547	2.38245	2.65008	3.21446
69	0.67806	1.29394	1.66724	1.99495	2.38161	2.64898	3.21260
70	0.67801	1.29376	1.66691	1.99444	2.38081	2.64790	3.21079
71	0.67796	1.29359	1.66660	1.99394	2.38002	2.64686	3.20903
72	0.67791	1.29342	1.66629	1.99346	2.37926	2.64585	3.20733
73	0.67787	1.29326	1.66600	1.99300	2.37852	2.64487	3.20567
74	0.67782	1.29310	1.66571	1.99254	2.37780	2.64391	3.20406
75	0.67778	1.29294	1.66543	1.99210	2.37710	2.64298	3.20249
76	0.67773	1.29279	1.66515	1.99167	2.37642	2.64208	3.20096
77	0.67769	1.29264	1.66488	1.99125	2.37576	2.64120	3.19948
78	0.67765	1.29250	1.66462	1.99085	2.37511	2.64034	3.19804
79	0.67761	1.29236	1.66437	1.99045	2.37448	2.63950	3.19663
80	0.67757	1.29222	1.66412	1.99006	2.37387	2.63869	3.19526

Titik Persentase Distribusi t (df = 81 –120)

Pr Df	0.25 0.50	0.10 0.20	0.05 0.10	0.025 0.050	0.01 0.02	0.005 0.010	0.001 0.002
81	0.67753	1.29209	1.66388	1.98969	2.37327	2.63790	3.19392
82	0.67749	1.29196	1.66365	1.98932	2.37269	2.63712	3.19262
83	0.67746	1.29183	1.66342	1.98896	2.37212	2.63637	3.19135
84	0.67742	1.29171	1.66320	1.98861	2.37156	2.63563	3.19011
85	0.67739	1.29159	1.66298	1.98827	2.37102	2.63491	3.18890
86	0.67735	1.29147	1.66277	1.98793	2.37049	2.63421	3.18772
87	0.67732	1.29136	1.66256	1.98761	2.36998	2.63353	3.18657
88	0.67729	1.29125	1.66235	1.98729	2.36947	2.63286	3.18544
89	0.67726	1.29114	1.66216	1.98698	2.36898	2.63220	3.18434
90	0.67723	1.29103	1.66196	1.98667	2.36850	2.63157	3.18327
91	0.67720	1.29092	1.66177	1.98638	2.36803	2.63094	3.18222
92	0.67717	1.29082	1.66159	1.98609	2.36757	2.63033	3.18119
93	0.67714	1.29072	1.66140	1.98580	2.36712	2.62973	3.18019
94	0.67711	1.29062	1.66123	1.98552	2.36667	2.62915	3.17921
95	0.67708	1.29053	1.66105	1.98525	2.36624	2.62858	3.17825
96	0.67705	1.29043	1.66088	1.98498	2.36582	2.62802	3.17731
97	0.67703	1.29034	1.66071	1.98472	2.36541	2.62747	3.17639
98	0.67700	1.29025	1.66055	1.98447	2.36500	2.62693	3.17549
99	0.67698	1.29016	1.66039	1.98422	2.36461	2.62641	3.17460
100	0.67695	1.29007	1.66023	1.98397	2.36422	2.62589	3.17374
101	0.67693	1.28999	1.66008	1.98373	2.36384	2.62539	3.17289
102	0.67690	1.28991	1.65993	1.98350	2.36346	2.62489	3.17206
103	0.67688	1.28982	1.65978	1.98326	2.36310	2.62441	3.17125
104	0.67686	1.28974	1.65964	1.98304	2.36274	2.62393	3.17045
105	0.67683	1.28967	1.65950	1.98282	2.36239	2.62347	3.16967
106	0.67681	1.28959	1.65936	1.98260	2.36204	2.62301	3.16890
107	0.67679	1.28951	1.65922	1.98238	2.36170	2.62256	3.16815
108	0.67677	1.28944	1.65909	1.98217	2.36137	2.62212	3.16741
109	0.67675	1.28937	1.65895	1.98197	2.36105	2.62169	3.16669
110	0.67673	1.28930	1.65882	1.98177	2.36073	2.62126	3.16598
111	0.67671	1.28922	1.65870	1.98157	2.36041	2.62085	3.16528
112	0.67669	1.28916	1.65857	1.98137	2.36010	2.62044	3.16460
113	0.67667	1.28909	1.65845	1.98118	2.35980	2.62004	3.16392
114	0.67665	1.28902	1.65833	1.98099	2.35950	2.61964	3.16326
115	0.67663	1.28896	1.65821	1.98081	2.35921	2.61926	3.16262
116	0.67661	1.28889	1.65810	1.98063	2.35892	2.61888	3.16198
117	0.67659	1.28883	1.65798	1.98045	2.35864	2.61850	3.16135
118	0.67657	1.28877	1.65787	1.98027	2.35837	2.61814	3.16074
119	0.67656	1.28871	1.65776	1.98010	2.35809	2.61778	3.16013
120	0.67654	1.28865	1.65765	1.97993	2.35782	2.61742	3.15954

Titik Persentase Distribusi t (df = 121 –160)

Pr Df	0.25 0.50	0.10 0.20	0.05 0.10	0.025 0.050	0.01 0.02	0.005 0.010	0.001 0.002
121	0.67652	1.28859	1.65754	1.97976	2.35756	2.61707	3.15895
122	0.67651	1.28853	1.65744	1.97960	2.35730	2.61673	3.15838
123	0.67649	1.28847	1.65734	1.97944	2.35705	2.61639	3.15781
124	0.67647	1.28842	1.65723	1.97928	2.35680	2.61606	3.15726
125	0.67646	1.28836	1.65714	1.97912	2.35655	2.61573	3.15671
126	0.67644	1.28831	1.65704	1.97897	2.35631	2.61541	3.15617
127	0.67643	1.28825	1.65694	1.97882	2.35607	2.61510	3.15565
128	0.67641	1.28820	1.65685	1.97867	2.35583	2.61478	3.15512
129	0.67640	1.28815	1.65675	1.97852	2.35560	2.61448	3.15461
130	0.67638	1.28810	1.65666	1.97838	2.35537	2.61418	3.15411
131	0.67637	1.28805	1.65657	1.97824	2.35515	2.61388	3.15361
132	0.67635	1.28800	1.65648	1.97810	2.35493	2.61359	3.15312
133	0.67634	1.28795	1.65639	1.97796	2.35471	2.61330	3.15264
134	0.67633	1.28790	1.65630	1.97783	2.35450	2.61302	3.15217
135	0.67631	1.28785	1.65622	1.97769	2.35429	2.61274	3.15170
136	0.67630	1.28781	1.65613	1.97756	2.35408	2.61246	3.15124
137	0.67628	1.28776	1.65605	1.97743	2.35387	2.61219	3.15079
138	0.67627	1.28772	1.65597	1.97730	2.35367	2.61193	3.15034
139	0.67626	1.28767	1.65589	1.97718	2.35347	2.61166	3.14990
140	0.67625	1.28763	1.65581	1.97705	2.35328	2.61140	3.14947
141	0.67623	1.28758	1.65573	1.97693	2.35309	2.61115	3.14904
142	0.67622	1.28754	1.65566	1.97681	2.35289	2.61090	3.14862
143	0.67621	1.28750	1.65558	1.97669	2.35271	2.61065	3.14820
144	0.67620	1.28746	1.65550	1.97658	2.35252	2.61040	3.14779
145	0.67619	1.28742	1.65543	1.97646	2.35234	2.61016	3.14739
146	0.67617	1.28738	1.65536	1.97635	2.35216	2.60992	3.14699
147	0.67616	1.28734	1.65529	1.97623	2.35198	2.60969	3.14660
148	0.67615	1.28730	1.65521	1.97612	2.35181	2.60946	3.14621
149	0.67614	1.28726	1.65514	1.97601	2.35163	2.60923	3.14583
150	0.67613	1.28722	1.65508	1.97591	2.35146	2.60900	3.14545
151	0.67612	1.28718	1.65501	1.97580	2.35130	2.60878	3.14508
152	0.67611	1.28715	1.65494	1.97569	2.35113	2.60856	3.14471
153	0.67610	1.28711	1.65487	1.97559	2.35097	2.60834	3.14435
154	0.67609	1.28707	1.65481	1.97549	2.35081	2.60813	3.14400
155	0.67608	1.28704	1.65474	1.97539	2.35065	2.60792	3.14364
156	0.67607	1.28700	1.65468	1.97529	2.35049	2.60771	3.14330
157	0.67606	1.28697	1.65462	1.97519	2.35033	2.60751	3.14295
158	0.67605	1.28693	1.65455	1.97509	2.35018	2.60730	3.14261
159	0.67604	1.28690	1.65449	1.97500	2.35003	2.60710	3.14228
160	0.67603	1.28687	1.65443	1.97490	2.34988	2.60691	3.14195

Titik Persentase Distribusi t (df = 161 – 200)

Pr Df	0.25 0.50	0.10 0.20	0.05 0.10	0.025 0.050	0.01 0.02	0.005 0.010	0.001 0.002
161	0.67602	1.28683	1.65437	1.97481	2.34973	2.60671	3.14162
162	0.67601	1.28680	1.65431	1.97472	2.34959	2.60652	3.14130
163	0.67600	1.28677	1.65426	1.97462	2.34944	2.60633	3.14098
164	0.67599	1.28673	1.65420	1.97453	2.34930	2.60614	3.14067
165	0.67598	1.28670	1.65414	1.97445	2.34916	2.60595	3.14036
166	0.67597	1.28667	1.65408	1.97436	2.34902	2.60577	3.14005
167	0.67596	1.28664	1.65403	1.97427	2.34888	2.60559	3.13975
168	0.67595	1.28661	1.65397	1.97419	2.34875	2.60541	3.13945
169	0.67594	1.28658	1.65392	1.97410	2.34862	2.60523	3.13915
170	0.67594	1.28655	1.65387	1.97402	2.34848	2.60506	3.13886
171	0.67593	1.28652	1.65381	1.97393	2.34835	2.60489	3.13857
172	0.67592	1.28649	1.65376	1.97385	2.34822	2.60471	3.13829
173	0.67591	1.28646	1.65371	1.97377	2.34810	2.60455	3.13801
174	0.67590	1.28644	1.65366	1.97369	2.34797	2.60438	3.13773
175	0.67589	1.28641	1.65361	1.97361	2.34784	2.60421	3.13745
176	0.67589	1.28638	1.65356	1.97353	2.34772	2.60405	3.13718
177	0.67588	1.28635	1.65351	1.97346	2.34760	2.60389	3.13691
178	0.67587	1.28633	1.65346	1.97338	2.34748	2.60373	3.13665
179	0.67586	1.28630	1.65341	1.97331	2.34736	2.60357	3.13638
180	0.67586	1.28627	1.65336	1.97323	2.34724	2.60342	3.13612
181	0.67585	1.28625	1.65332	1.97316	2.34713	2.60326	3.13587
182	0.67584	1.28622	1.65327	1.97308	2.34701	2.60311	3.13561
183	0.67583	1.28619	1.65322	1.97301	2.34690	2.60296	3.13536
184	0.67583	1.28617	1.65318	1.97294	2.34678	2.60281	3.13511
185	0.67582	1.28614	1.65313	1.97287	2.34667	2.60267	3.13487
186	0.67581	1.28612	1.65309	1.97280	2.34656	2.60252	3.13463
187	0.67580	1.28610	1.65304	1.97273	2.34645	2.60238	3.13438
188	0.67580	1.28607	1.65300	1.97266	2.34635	2.60223	3.13415
189	0.67579	1.28605	1.65296	1.97260	2.34624	2.60209	3.13391
190	0.67578	1.28602	1.65291	1.97253	2.34613	2.60195	3.13368
191	0.67578	1.28600	1.65287	1.97246	2.34603	2.60181	3.13345
192	0.67577	1.28598	1.65283	1.97240	2.34593	2.60168	3.13322
193	0.67576	1.28595	1.65279	1.97233	2.34582	2.60154	3.13299
194	0.67576	1.28593	1.65275	1.97227	2.34572	2.60141	3.13277
195	0.67575	1.28591	1.65271	1.97220	2.34562	2.60128	3.13255
196	0.67574	1.28589	1.65267	1.97214	2.34552	2.60115	3.13233
197	0.67574	1.28586	1.65263	1.97208	2.34543	2.60102	3.13212
198	0.67573	1.28584	1.65259	1.97202	2.34533	2.60089	3.13190
199	0.67572	1.28582	1.65255	1.97196	2.34523	2.60076	3.13169
200	0.67572	1.28580	1.65251	1.97190	2.34514	2.60063	3.13148

Lampiran 16 Tabel Durbin-Watson

Tabel Durbin-Watson (DW), $\alpha = 5\%$

n	k=1		k=2		k=3		k=4		k=5	
	dL	Du	dL	Du	dL	dU	dL	dU	dL	dU
6	0.6102	1.4002								
7	0.6996	1.3564	0.4672	1.8964						
8	0.7629	1.3324	0.5591	1.7771	0.3674	2.2866				
9	0.8243	1.3199	0.6291	1.6993	0.4548	2.1282	0.2957	2.5881		
10	0.8791	1.3197	0.6972	1.6413	0.5253	2.0163	0.3760	2.4137	0.2427	2.8217
11	0.9273	1.3241	0.7580	1.6044	0.5948	1.9280	0.4441	2.2833	0.3155	2.6446
12	0.9708	1.3314	0.8122	1.5794	0.6577	1.8640	0.5120	2.1766	0.3796	2.5061
13	1.0097	1.3404	0.8612	1.5621	0.7147	1.8159	0.5745	2.0943	0.4445	2.3897
14	1.0450	1.3503	0.9054	1.5507	0.7667	1.7788	0.6321	2.0296	0.5052	2.2959
15	1.0770	1.3605	0.9455	1.5432	0.8140	1.7501	0.6852	1.9774	0.5620	2.2198
16	1.1062	1.3709	0.9820	1.5386	0.8572	1.7277	0.7340	1.9351	0.6150	2.1567
17	1.1330	1.3812	1.0154	1.5361	0.8968	1.7101	0.7790	1.9005	0.6641	2.1041
18	1.1576	1.3913	1.0461	1.5353	0.9331	1.6961	0.8204	1.8719	0.7098	2.0600
19	1.1804	1.4012	1.0743	1.5355	0.9666	1.6851	0.8588	1.8482	0.7523	2.0226
20	1.2015	1.4107	1.1004	1.5367	0.9976	1.6763	0.8943	1.8283	0.7918	1.9908
21	1.2212	1.4200	1.1246	1.5385	1.0262	1.6694	0.9272	1.8116	0.8286	1.9635
22	1.2395	1.4289	1.1471	1.5408	1.0529	1.6640	0.9578	1.7974	0.8629	1.9400
23	1.2567	1.4375	1.1682	1.5435	1.0778	1.6597	0.9864	1.7855	0.8949	1.9196
24	1.2728	1.4458	1.1878	1.5464	1.1010	1.6565	1.0131	1.7753	0.9249	1.9018
25	1.2879	1.4537	1.2063	1.5495	1.1228	1.6540	1.0381	1.7666	0.9530	1.8863
26	1.3022	1.4614	1.2236	1.5528	1.1432	1.6523	1.0616	1.7591	0.9794	1.8727
27	1.3157	1.4688	1.2399	1.5562	1.1624	1.6510	1.0836	1.7527	1.0042	1.8608
28	1.3284	1.4759	1.2553	1.5596	1.1805	1.6503	1.1044	1.7473	1.0276	1.8502
29	1.3405	1.4828	1.2699	1.5631	1.1976	1.6499	1.1241	1.7426	1.0497	1.8409
30	1.3520	1.4894	1.2837	1.5666	1.2138	1.6498	1.1426	1.7386	1.0706	1.8326
31	1.3630	1.4957	1.2969	1.5701	1.2292	1.6500	1.1602	1.7352	1.0904	1.8252
32	1.3734	1.5019	1.3093	1.5736	1.2437	1.6505	1.1769	1.7323	1.1092	1.8187
33	1.3834	1.5078	1.3212	1.5770	1.2576	1.6511	1.1927	1.7298	1.1270	1.8128
34	1.3929	1.5136	1.3325	1.5805	1.2707	1.6519	1.2078	1.7277	1.1439	1.8076
35	1.4019	1.5191	1.3433	1.5838	1.2833	1.6528	1.2221	1.7259	1.1601	1.8029
36	1.4107	1.5245	1.3537	1.5872	1.2953	1.6539	1.2358	1.7245	1.1755	1.7987
37	1.4190	1.5297	1.3635	1.5904	1.3068	1.6550	1.2489	1.7233	1.1901	1.7950
38	1.4270	1.5348	1.3730	1.5937	1.3177	1.6563	1.2614	1.7223	1.2042	1.7916
39	1.4347	1.5396	1.3821	1.5969	1.3283	1.6575	1.2734	1.7215	1.2176	1.7886
40	1.4421	1.5444	1.3908	1.6000	1.3384	1.6589	1.2848	1.7209	1.2305	1.7859
41	1.4493	1.5490	1.3992	1.6031	1.3480	1.6603	1.2958	1.7205	1.2428	1.7835
42	1.4562	1.5534	1.4073	1.6061	1.3573	1.6617	1.3064	1.7202	1.2546	1.7814
43	1.4628	1.5577	1.4151	1.6091	1.3663	1.6632	1.3166	1.7200	1.2660	1.7794
44	1.4692	1.5619	1.4226	1.6120	1.3749	1.6647	1.3263	1.7200	1.2769	1.7777
45	1.4754	1.5660	1.4298	1.6148	1.3832	1.6662	1.3357	1.7200	1.2874	1.7762
46	1.4814	1.5700	1.4368	1.6176	1.3912	1.6677	1.3448	1.7201	1.2976	1.7748

47	1.4872	1.5739	1.4435	1.6204	1.3989	1.6692	1.3535	1.7203	1.3073	1.7736
48	1.4928	1.5776	1.4500	1.6231	1.4064	1.6708	1.3619	1.7206	1.3167	1.7725
49	1.4982	1.5813	1.4564	1.6257	1.4136	1.6723	1.3701	1.7210	1.3258	1.7716
50	1.5035	1.5849	1.4625	1.6283	1.4206	1.6739	1.3779	1.7214	1.3346	1.7708
51	1.5086	1.5884	1.4684	1.6309	1.4273	1.6754	1.3855	1.7218	1.3431	1.7701
52	1.5135	1.5917	1.4741	1.6334	1.4339	1.6769	1.3929	1.7223	1.3512	1.7694
53	1.5183	1.5951	1.4797	1.6359	1.4402	1.6785	1.4000	1.7228	1.3592	1.7689
54	1.5230	1.5983	1.4851	1.6383	1.4464	1.6800	1.4069	1.7234	1.3669	1.7684
55	1.5276	1.6014	1.4903	1.6406	1.4523	1.6815	1.4136	1.7240	1.3743	1.7681
56	1.5320	1.6045	1.4954	1.6430	1.4581	1.6830	1.4201	1.7246	1.3815	1.7678
57	1.5363	1.6075	1.5004	1.6452	1.4637	1.6845	1.4264	1.7253	1.3885	1.7675
58	1.5405	1.6105	1.5052	1.6475	1.4692	1.6860	1.4325	1.7259	1.3953	1.7673
59	1.5446	1.6134	1.5099	1.6497	1.4745	1.6875	1.4385	1.7266	1.4019	1.7672
60	1.5485	1.6162	1.5144	1.6518	1.4797	1.6889	1.4443	1.7274	1.4083	1.7671
61	1.5524	1.6189	1.5189	1.6540	1.4847	1.6904	1.4499	1.7281	1.4146	1.7671
62	1.5562	1.6216	1.5232	1.6561	1.4896	1.6918	1.4554	1.7288	1.4206	1.7671
63	1.5599	1.6243	1.5274	1.6581	1.4943	1.6932	1.4607	1.7296	1.4265	1.7671
64	1.5635	1.6268	1.5315	1.6601	1.4990	1.6946	1.4659	1.7303	1.4322	1.7672
65	1.5670	1.6294	1.5355	1.6621	1.5035	1.6960	1.4709	1.7311	1.4378	1.7673
66	1.5704	1.6318	1.5395	1.6640	1.5079	1.6974	1.4758	1.7319	1.4433	1.7675
67	1.5738	1.6343	1.5433	1.6660	1.5122	1.6988	1.4806	1.7327	1.4486	1.7676
68	1.5771	1.6367	1.5470	1.6678	1.5164	1.7001	1.4853	1.7335	1.4537	1.7678
69	1.5803	1.6390	1.5507	1.6697	1.5205	1.7015	1.4899	1.7343	1.4588	1.7680
70	1.5834	1.6413	1.5542	1.6715	1.5245	1.7028	1.4943	1.7351	1.4637	1.7683

n	k=1		k=2		k=3		k=4		k=5	
	dL	dU	dL	Du	Dl	dU	dL	dU	dL	dU
71	1.5865	1.6435	1.5577	1.6733	1.5284	1.7041	1.4987	1.7358	1.4685	1.7685
72	1.5895	1.6457	1.5611	1.6751	1.5323	1.7054	1.5029	1.7366	1.4732	1.7688
73	1.5924	1.6479	1.5645	1.6768	1.5360	1.7067	1.5071	1.7375	1.4778	1.7691
74	1.5953	1.6500	1.5677	1.6785	1.5397	1.7079	1.5112	1.7383	1.4822	1.7694
75	1.5981	1.6521	1.5709	1.6802	1.5432	1.7092	1.5151	1.7390	1.4866	1.7698
76	1.6009	1.6541	1.5740	1.6819	1.5467	1.7104	1.5190	1.7399	1.4909	1.7701
77	1.6036	1.6561	1.5771	1.6835	1.5502	1.7117	1.5228	1.7407	1.4950	1.7704
78	1.6063	1.6581	1.5801	1.6851	1.5535	1.7129	1.5265	1.7415	1.4991	1.7708
79	1.6089	1.6601	1.5830	1.6867	1.5568	1.7141	1.5302	1.7423	1.5031	1.7712
80	1.6114	1.6620	1.5859	1.6882	1.5600	1.7153	1.5337	1.7430	1.5070	1.7716
81	1.6139	1.6639	1.5888	1.6898	1.5632	1.7164	1.5372	1.7438	1.5109	1.7720
82	1.6164	1.6657	1.5915	1.6913	1.5663	1.7176	1.5406	1.7446	1.5146	1.7724
83	1.6188	1.6675	1.5942	1.6928	1.5693	1.7187	1.5440	1.7454	1.5183	1.7728
84	1.6212	1.6693	1.5969	1.6942	1.5723	1.7199	1.5472	1.7462	1.5219	1.7732
85	1.6235	1.6711	1.5995	1.6957	1.5752	1.7210	1.5505	1.7470	1.5254	1.7736
86	1.6258	1.6728	1.6021	1.6971	1.5780	1.7221	1.5536	1.7478	1.5289	1.7740
87	1.6280	1.6745	1.6046	1.6985	1.5808	1.7232	1.5567	1.7485	1.5322	1.7745
88	1.6302	1.6762	1.6071	1.6999	1.5836	1.7243	1.5597	1.7493	1.5356	1.7749
89	1.6324	1.6778	1.6095	1.7013	1.5863	1.7254	1.5627	1.7501	1.5388	1.7754
90	1.6345	1.6794	1.6119	1.7026	1.5889	1.7264	1.5656	1.7508	1.5420	1.7758
91	1.6366	1.6810	1.6143	1.7040	1.5915	1.7275	1.5685	1.7516	1.5452	1.7763

92	1.6387	1.6826	1.6166	1.7053	1.5941	1.7285	1.5713	1.7523	1.5482	1.7767
93	1.6407	1.6841	1.6188	1.7066	1.5966	1.7295	1.5741	1.7531	1.5513	1.7772
94	1.6427	1.6857	1.6211	1.7078	1.5991	1.7306	1.5768	1.7538	1.5542	1.7776
95	1.6447	1.6872	1.6233	1.7091	1.6015	1.7316	1.5795	1.7546	1.5572	1.7781
96	1.6466	1.6887	1.6254	1.7103	1.6039	1.7326	1.5821	1.7553	1.5600	1.7785
97	1.6485	1.6901	1.6275	1.7116	1.6063	1.7335	1.5847	1.7560	1.5628	1.7790
98	1.6504	1.6916	1.6296	1.7128	1.6086	1.7345	1.5872	1.7567	1.5656	1.7795
99	1.6522	1.6930	1.6317	1.7140	1.6108	1.7355	1.5897	1.7575	1.5683	1.7799
100	1.6540	1.6944	1.6337	1.7152	1.6131	1.7364	1.5922	1.7582	1.5710	1.7804
101	1.6558	1.6958	1.6357	1.7163	1.6153	1.7374	1.5946	1.7589	1.5736	1.7809
102	1.6576	1.6971	1.6376	1.7175	1.6174	1.7383	1.5969	1.7596	1.5762	1.7813
103	1.6593	1.6985	1.6396	1.7186	1.6196	1.7392	1.5993	1.7603	1.5788	1.7818
104	1.6610	1.6998	1.6415	1.7198	1.6217	1.7402	1.6016	1.7610	1.5813	1.7823
105	1.6627	1.7011	1.6433	1.7209	1.6237	1.7411	1.6038	1.7617	1.5837	1.7827
106	1.6644	1.7024	1.6452	1.7220	1.6258	1.7420	1.6061	1.7624	1.5861	1.7832
107	1.6660	1.7037	1.6470	1.7231	1.6277	1.7428	1.6083	1.7631	1.5885	1.7837
108	1.6676	1.7050	1.6488	1.7241	1.6297	1.7437	1.6104	1.7637	1.5909	1.7841
109	1.6692	1.7062	1.6505	1.7252	1.6317	1.7446	1.6125	1.7644	1.5932	1.7846
110	1.6708	1.7074	1.6523	1.7262	1.6336	1.7455	1.6146	1.7651	1.5955	1.7851
111	1.6723	1.7086	1.6540	1.7273	1.6355	1.7463	1.6167	1.7657	1.5977	1.7855
112	1.6738	1.7098	1.6557	1.7283	1.6373	1.7472	1.6187	1.7664	1.5999	1.7860
113	1.6753	1.7110	1.6574	1.7293	1.6391	1.7480	1.6207	1.7670	1.6021	1.7864
114	1.6768	1.7122	1.6590	1.7303	1.6410	1.7488	1.6227	1.7677	1.6042	1.7869
115	1.6783	1.7133	1.6606	1.7313	1.6427	1.7496	1.6246	1.7683	1.6063	1.7874
116	1.6797	1.7145	1.6622	1.7323	1.6445	1.7504	1.6265	1.7690	1.6084	1.7878
117	1.6812	1.7156	1.6638	1.7332	1.6462	1.7512	1.6284	1.7696	1.6105	1.7883
118	1.6826	1.7167	1.6653	1.7342	1.6479	1.7520	1.6303	1.7702	1.6125	1.7887
119	1.6839	1.7178	1.6669	1.7352	1.6496	1.7528	1.6321	1.7709	1.6145	1.7892
120	1.6853	1.7189	1.6684	1.7361	1.6513	1.7536	1.6339	1.7715	1.6164	1.7896
121	1.6867	1.7200	1.6699	1.7370	1.6529	1.7544	1.6357	1.7721	1.6184	1.7901
122	1.6880	1.7210	1.6714	1.7379	1.6545	1.7552	1.6375	1.7727	1.6203	1.7905
123	1.6893	1.7221	1.6728	1.7388	1.6561	1.7559	1.6392	1.7733	1.6222	1.7910
124	1.6906	1.7231	1.6743	1.7397	1.6577	1.7567	1.6409	1.7739	1.6240	1.7914
125	1.6919	1.7241	1.6757	1.7406	1.6592	1.7574	1.6426	1.7745	1.6258	1.7919
126	1.6932	1.7252	1.6771	1.7415	1.6608	1.7582	1.6443	1.7751	1.6276	1.7923
127	1.6944	1.7261	1.6785	1.7424	1.6623	1.7589	1.6460	1.7757	1.6294	1.7928
128	1.6957	1.7271	1.6798	1.7432	1.6638	1.7596	1.6476	1.7763	1.6312	1.7932
129	1.6969	1.7281	1.6812	1.7441	1.6653	1.7603	1.6492	1.7769	1.6329	1.7937
130	1.6981	1.7291	1.6825	1.7449	1.6667	1.7610	1.6508	1.7774	1.6346	1.7941
131	1.6993	1.7301	1.6838	1.7458	1.6682	1.7617	1.6523	1.7780	1.6363	1.7945
132	1.7005	1.7310	1.6851	1.7466	1.6696	1.7624	1.6539	1.7786	1.6380	1.7950
133	1.7017	1.7319	1.6864	1.7474	1.6710	1.7631	1.6554	1.7791	1.6397	1.7954
134	1.7028	1.7329	1.6877	1.7482	1.6724	1.7638	1.6569	1.7797	1.6413	1.7958
135	1.7040	1.7338	1.6889	1.7490	1.6738	1.7645	1.6584	1.7802	1.6429	1.7962
136	1.7051	1.7347	1.6902	1.7498	1.6751	1.7652	1.6599	1.7808	1.6445	1.7967

Lampiran 17 F Tabel

Tabel. F

Titik Persentase Distribusi F untuk Probabilita = 0,05

df untuk penyebut (N2)	df untuk pembilang (N1)														
	1	2	3	4	5	6	7	8	9	10	11	12	13	14	15
1	161	199	216	225	230	234	237	239	241	242	243	244	245	246	
2	18.51	19.00	19.16	19.25	19.30	19.33	19.35	19.37	19.38	19.40	19.40	19.41	19.42	19.42	19.43
3	10.13	9.55	9.28	9.12	9.01	8.94	8.89	8.85	8.81	8.79	8.76	8.74	8.73	8.71	8.70
4	7.71	6.94	6.59	6.39	6.26	6.16	6.09	6.04	6.00	5.96	5.94	5.91	5.89	5.87	5.86
5	6.61	5.79	5.41	5.19	5.05	4.95	4.88	4.82	4.77	4.74	4.70	4.68	4.66	4.64	4.62
6	5.99	5.14	4.76	4.53	4.39	4.28	4.21	4.15	4.10	4.06	4.03	4.00	3.98	3.96	3.94
7	5.59	4.74	4.35	4.12	3.97	3.87	3.79	3.73	3.68	3.64	3.60	3.57	3.55	3.53	3.51
8	5.32	4.46	4.07	3.84	3.69	3.58	3.50	3.44	3.39	3.35	3.31	3.28	3.26	3.24	3.22
9	5.12	4.26	3.86	3.63	3.48	3.37	3.29	3.23	3.18	3.14	3.10	3.07	3.05	3.03	3.01
10	4.96	4.10	3.71	3.48	3.33	3.22	3.14	3.07	3.02	2.98	2.94	2.91	2.89	2.86	2.85
11	4.84	3.98	3.59	3.36	3.20	3.09	3.01	2.95	2.90	2.85	2.82	2.79	2.76	2.74	2.72
12	4.75	3.89	3.49	3.26	3.11	3.00	2.91	2.85	2.80	2.75	2.72	2.69	2.66	2.64	2.62
13	4.67	3.81	3.41	3.18	3.03	2.92	2.83	2.77	2.71	2.67	2.63	2.60	2.58	2.55	2.53
14	4.60	3.74	3.34	3.11	2.96	2.85	2.76	2.70	2.65	2.60	2.57	2.53	2.51	2.48	2.46
15	4.54	3.68	3.29	3.06	2.90	2.79	2.71	2.64	2.59	2.54	2.51	2.48	2.45	2.42	2.40
16	4.49	3.63	3.24	3.01	2.85	2.74	2.66	2.59	2.54	2.49	2.46	2.42	2.40	2.37	2.35
17	4.45	3.59	3.20	2.96	2.81	2.70	2.61	2.55	2.49	2.45	2.41	2.38	2.35	2.33	2.31
18	4.41	3.55	3.16	2.93	2.77	2.66	2.58	2.51	2.46	2.41	2.37	2.34	2.31	2.29	2.27
19	4.38	3.52	3.13	2.90	2.74	2.63	2.54	2.48	2.42	2.38	2.34	2.31	2.28	2.26	2.23
20	4.35	3.49	3.10	2.87	2.71	2.60	2.51	2.45	2.39	2.35	2.31	2.28	2.25	2.22	2.20
21	4.32	3.47	3.07	2.84	2.68	2.57	2.49	2.42	2.37	2.32	2.28	2.25	2.22	2.20	2.18
22	4.30	3.44	3.05	2.82	2.66	2.55	2.46	2.40	2.34	2.30	2.26	2.23	2.20	2.17	2.15
23	4.28	3.42	3.03	2.80	2.64	2.53	2.44	2.37	2.32	2.27	2.24	2.20	2.18	2.15	2.13
24	4.26	3.40	3.01	2.78	2.62	2.51	2.42	2.36	2.30	2.25	2.22	2.18	2.15	2.13	2.11
25	4.24	3.39	2.99	2.76	2.60	2.49	2.40	2.34	2.28	2.24	2.20	2.16	2.14	2.11	2.09
26	4.23	3.37	2.98	2.74	2.59	2.47	2.39	2.32	2.27	2.22	2.18	2.15	2.12	2.09	2.07
27	4.21	3.35	2.96	2.73	2.57	2.46	2.37	2.31	2.25	2.20	2.17	2.13	2.10	2.08	2.06
28	4.20	3.34	2.95	2.71	2.56	2.45	2.36	2.29	2.24	2.19	2.15	2.12	2.09	2.06	2.04
29	4.18	3.33	2.93	2.70	2.55	2.43	2.35	2.28	2.22	2.18	2.14	2.10	2.08	2.05	2.03
30	4.17	3.32	2.92	2.69	2.53	2.42	2.33	2.27	2.21	2.16	2.13	2.09	2.06	2.04	2.01
31	4.16	3.30	2.91	2.68	2.52	2.41	2.32	2.25	2.20	2.15	2.11	2.08	2.05	2.03	2.00
32	4.15	3.29	2.90	2.67	2.51	2.40	2.31	2.24	2.19	2.14	2.10	2.07	2.04	2.01	1.99
33	4.14	3.28	2.89	2.66	2.50	2.39	2.30	2.23	2.18	2.13	2.09	2.06	2.03	2.00	1.98
34	4.13	3.28	2.88	2.65	2.49	2.38	2.29	2.23	2.17	2.12	2.08	2.05	2.02	1.99	1.97
35	4.12	3.27	2.87	2.64	2.49	2.37	2.29	2.22	2.16	2.11	2.07	2.04	2.01	1.99	1.96
36	4.11	3.26	2.87	2.63	2.48	2.36	2.28	2.21	2.15	2.11	2.07	2.03	2.00	1.98	1.95
37	4.11	3.25	2.86	2.63	2.47	2.36	2.27	2.20	2.14	2.10	2.06	2.02	2.00	1.97	1.95
38	4.10	3.24	2.85	2.62	2.46	2.35	2.26	2.19	2.14	2.09	2.05	2.02	1.99	1.96	1.94
39	4.09	3.24	2.85	2.61	2.46	2.34	2.26	2.19	2.13	2.08	2.04	2.01	1.98	1.95	1.93
40	4.08	3.23	2.84	2.61	2.45	2.34	2.25	2.18	2.12	2.08	2.04	2.00	1.97	1.95	1.92
41	4.08	3.23	2.83	2.60	2.44	2.33	2.24	2.17	2.12	2.07	2.03	2.00	1.97	1.94	1.92
42	4.07	3.22	2.83	2.59	2.44	2.32	2.24	2.17	2.11	2.06	2.03	1.99	1.96	1.94	1.91
43	4.07	3.21	2.82	2.59	2.43	2.32	2.23	2.16	2.11	2.06	2.02	1.99	1.96	1.93	1.91
44	4.06	3.21	2.82	2.58	2.43	2.31	2.23	2.16	2.10	2.05	2.01	1.98	1.95	1.92	1.90
45	4.06	3.20	2.81	2.58	2.42	2.31	2.22	2.15	2.10	2.05	2.01	1.97	1.94	1.92	1.89

Titik Persentase Distribusi F untuk Probabilita = 0,05

df untuk penyebut (N2)	df untuk pembilang (N1)														
	1	2	3	4	5	6	7	8	9	10	11	12	13	14	15
46	4.05	3.20	2.81	2.57	2.42	2.30	2.22	2.15	2.09	2.04	2.00	1.97	1.94	1.91	1.89
47	4.05	3.20	2.80	2.57	2.41	2.30	2.21	2.14	2.09	2.04	2.00	1.96	1.93	1.91	1.88
48	4.04	3.19	2.80	2.57	2.41	2.29	2.21	2.14	2.08	2.03	1.99	1.96	1.93	1.90	1.88
49	4.04	3.19	2.79	2.56	2.40	2.29	2.20	2.13	2.08	2.03	1.99	1.96	1.93	1.90	1.88
50	4.03	3.18	2.79	2.56	2.40	2.29	2.20	2.13	2.07	2.03	1.99	1.95	1.92	1.89	1.87
51	4.03	3.18	2.79	2.55	2.40	2.28	2.20	2.13	2.07	2.02	1.98	1.95	1.92	1.89	1.87
52	4.03	3.18	2.78	2.55	2.39	2.28	2.19	2.12	2.07	2.02	1.98	1.94	1.91	1.89	1.86
53	4.02	3.17	2.78	2.55	2.39	2.28	2.19	2.12	2.06	2.01	1.97	1.94	1.91	1.88	1.86
54	4.02	3.17	2.78	2.54	2.39	2.27	2.18	2.12	2.06	2.01	1.97	1.94	1.91	1.88	1.86
55	4.02	3.16	2.77	2.54	2.38	2.27	2.18	2.11	2.06	2.01	1.97	1.93	1.90	1.88	1.85
56	4.01	3.16	2.77	2.54	2.38	2.27	2.18	2.11	2.05	2.00	1.96	1.93	1.90	1.87	1.85
57	4.01	3.16	2.77	2.53	2.38	2.26	2.18	2.11	2.05	2.00	1.96	1.93	1.90	1.87	1.85
58	4.01	3.16	2.76	2.53	2.37	2.26	2.17	2.10	2.05	2.00	1.96	1.92	1.89	1.87	1.84
59	4.00	3.15	2.76	2.53	2.37	2.26	2.17	2.10	2.04	2.00	1.96	1.92	1.89	1.86	1.84
60	4.00	3.15	2.76	2.53	2.37	2.25	2.17	2.10	2.04	1.99	1.95	1.92	1.89	1.86	1.84
61	4.00	3.15	2.76	2.52	2.37	2.25	2.16	2.09	2.04	1.99	1.95	1.91	1.88	1.86	1.83
62	4.00	3.15	2.75	2.52	2.36	2.25	2.16	2.09	2.03	1.99	1.95	1.91	1.88	1.85	1.83
63	3.99	3.14	2.75	2.52	2.36	2.25	2.16	2.09	2.03	1.98	1.94	1.91	1.88	1.85	1.83
64	3.99	3.14	2.75	2.52	2.36	2.24	2.16	2.09	2.03	1.98	1.94	1.91	1.88	1.85	1.83
65	3.99	3.14	2.75	2.51	2.36	2.24	2.15	2.08	2.03	1.98	1.94	1.90	1.87	1.85	1.82
66	3.99	3.14	2.74	2.51	2.35	2.24	2.15	2.08	2.03	1.98	1.94	1.90	1.87	1.84	1.82
67	3.98	3.13	2.74	2.51	2.35	2.24	2.15	2.08	2.02	1.98	1.93	1.90	1.87	1.84	1.82
68	3.98	3.13	2.74	2.51	2.35	2.24	2.15	2.08	2.02	1.97	1.93	1.90	1.87	1.84	1.82
69	3.98	3.13	2.74	2.50	2.35	2.23	2.15	2.08	2.02	1.97	1.93	1.90	1.86	1.84	1.81
70	3.98	3.13	2.74	2.50	2.35	2.23	2.14	2.07	2.02	1.97	1.93	1.89	1.86	1.84	1.81
71	3.98	3.13	2.73	2.50	2.34	2.23	2.14	2.07	2.01	1.97	1.93	1.89	1.86	1.83	1.81
72	3.97	3.12	2.73	2.50	2.34	2.23	2.14	2.07	2.01	1.96	1.92	1.89	1.86	1.83	1.81
73	3.97	3.12	2.73	2.50	2.34	2.23	2.14	2.07	2.01	1.96	1.92	1.89	1.86	1.83	1.81
74	3.97	3.12	2.73	2.50	2.34	2.22	2.14	2.07	2.01	1.96	1.92	1.89	1.85	1.83	1.80
75	3.97	3.12	2.73	2.49	2.34	2.22	2.13	2.06	2.01	1.96	1.92	1.88	1.85	1.83	1.80
76	3.97	3.12	2.72	2.49	2.33	2.22	2.13	2.06	2.01	1.96	1.92	1.88	1.85	1.82	1.80
77	3.97	3.12	2.72	2.49	2.33	2.22	2.13	2.06	2.00	1.96	1.92	1.88	1.85	1.82	1.80
78	3.96	3.11	2.72	2.49	2.33	2.22	2.13	2.06	2.00	1.95	1.91	1.88	1.85	1.82	1.80
79	3.96	3.11	2.72	2.49	2.33	2.22	2.13	2.06	2.00	1.95	1.91	1.88	1.85	1.82	1.79
80	3.96	3.11	2.72	2.49	2.33	2.21	2.13	2.06	2.00	1.95	1.91	1.88	1.84	1.82	1.79
81	3.96	3.11	2.72	2.48	2.33	2.21	2.12	2.05	2.00	1.95	1.91	1.87	1.84	1.82	1.79
82	3.96	3.11	2.72	2.48	2.33	2.21	2.12	2.05	2.00	1.95	1.91	1.87	1.84	1.81	1.79
83	3.96	3.11	2.71	2.48	2.32	2.21	2.12	2.05	1.99	1.95	1.91	1.87	1.84	1.81	1.79
84	3.95	3.11	2.71	2.48	2.32	2.21	2.12	2.05	1.99	1.95	1.90	1.87	1.84	1.81	1.79
85	3.95	3.10	2.71	2.48	2.32	2.21	2.12	2.05	1.99	1.94	1.90	1.87	1.84	1.81	1.79
86	3.95	3.10	2.71	2.48	2.32	2.21	2.12	2.05	1.99	1.94	1.90	1.87	1.84	1.81	1.78
87	3.95	3.10	2.71	2.48	2.32	2.20	2.12	2.05	1.99	1.94	1.90	1.87	1.83	1.81	1.78
88	3.95	3.10	2.71	2.48	2.32	2.20	2.12	2.05	1.99	1.94	1.90	1.86	1.83	1.81	1.78
89	3.95	3.10	2.71	2.47	2.32	2.20	2.11	2.04	1.99	1.94	1.90	1.86	1.83	1.80	1.78
90	3.95	3.10	2.71	2.47	2.32	2.20	2.11	2.04	1.99	1.94	1.90	1.86	1.83	1.80	1.78

Titik Persentase Distribusi F untuk Probabilita = 0,05

df untuk penyebut (N2)	df untuk pembilang (N1)														
	1	2	3	4	5	6	7	8	9	10	11	12	13	14	15
91	3.95	3.10	2.70	2.47	2.31	2.20	2.11	2.04	1.98	1.94	1.90	1.86	1.83	1.80	1.78
92	3.94	3.10	2.70	2.47	2.31	2.20	2.11	2.04	1.98	1.94	1.89	1.86	1.83	1.80	1.78
93	3.94	3.09	2.70	2.47	2.31	2.20	2.11	2.04	1.98	1.93	1.89	1.86	1.83	1.80	1.78
94	3.94	3.09	2.70	2.47	2.31	2.20	2.11	2.04	1.98	1.93	1.89	1.86	1.83	1.80	1.77
95	3.94	3.09	2.70	2.47	2.31	2.20	2.11	2.04	1.98	1.93	1.89	1.86	1.82	1.80	1.77
96	3.94	3.09	2.70	2.47	2.31	2.19	2.11	2.04	1.98	1.93	1.89	1.85	1.82	1.80	1.77
97	3.94	3.09	2.70	2.47	2.31	2.19	2.11	2.04	1.98	1.93	1.89	1.85	1.82	1.80	1.77
98	3.94	3.09	2.70	2.46	2.31	2.19	2.10	2.03	1.98	1.93	1.89	1.85	1.82	1.79	1.77
99	3.94	3.09	2.70	2.46	2.31	2.19	2.10	2.03	1.98	1.93	1.89	1.85	1.82	1.79	1.77
100	3.94	3.09	2.70	2.46	2.31	2.19	2.10	2.03	1.97	1.93	1.89	1.85	1.82	1.79	1.77
101	3.94	3.09	2.69	2.46	2.30	2.19	2.10	2.03	1.97	1.93	1.88	1.85	1.82	1.79	1.77
102	3.93	3.09	2.69	2.46	2.30	2.19	2.10	2.03	1.97	1.92	1.88	1.85	1.82	1.79	1.77
103	3.93	3.08	2.69	2.46	2.30	2.19	2.10	2.03	1.97	1.92	1.88	1.85	1.82	1.79	1.76
104	3.93	3.08	2.69	2.46	2.30	2.19	2.10	2.03	1.97	1.92	1.88	1.85	1.82	1.79	1.76
105	3.93	3.08	2.69	2.46	2.30	2.19	2.10	2.03	1.97	1.92	1.88	1.85	1.81	1.79	1.76
106	3.93	3.08	2.69	2.46	2.30	2.19	2.10	2.03	1.97	1.92	1.88	1.84	1.81	1.79	1.76
107	3.93	3.08	2.69	2.46	2.30	2.18	2.10	2.03	1.97	1.92	1.88	1.84	1.81	1.79	1.76
108	3.93	3.08	2.69	2.46	2.30	2.18	2.10	2.03	1.97	1.92	1.88	1.84	1.81	1.78	1.76
109	3.93	3.08	2.69	2.45	2.30	2.18	2.09	2.02	1.97	1.92	1.88	1.84	1.81	1.78	1.76
110	3.93	3.08	2.69	2.45	2.30	2.18	2.09	2.02	1.97	1.92	1.88	1.84	1.81	1.78	1.76
111	3.93	3.08	2.69	2.45	2.30	2.18	2.09	2.02	1.97	1.92	1.88	1.84	1.81	1.78	1.76
112	3.93	3.08	2.69	2.45	2.30	2.18	2.09	2.02	1.96	1.92	1.88	1.84	1.81	1.78	1.76
113	3.93	3.08	2.68	2.45	2.29	2.18	2.09	2.02	1.96	1.92	1.87	1.84	1.81	1.78	1.76
114	3.92	3.08	2.68	2.45	2.29	2.18	2.09	2.02	1.96	1.91	1.87	1.84	1.81	1.78	1.75
115	3.92	3.08	2.68	2.45	2.29	2.18	2.09	2.02	1.96	1.91	1.87	1.84	1.81	1.78	1.75
116	3.92	3.07	2.68	2.45	2.29	2.18	2.09	2.02	1.96	1.91	1.87	1.84	1.81	1.78	1.75
117	3.92	3.07	2.68	2.45	2.29	2.18	2.09	2.02	1.96	1.91	1.87	1.84	1.80	1.78	1.75
118	3.92	3.07	2.68	2.45	2.29	2.18	2.09	2.02	1.96	1.91	1.87	1.84	1.80	1.78	1.75
119	3.92	3.07	2.68	2.45	2.29	2.18	2.09	2.02	1.96	1.91	1.87	1.83	1.80	1.78	1.75
120	3.92	3.07	2.68	2.45	2.29	2.18	2.09	2.02	1.96	1.91	1.87	1.83	1.80	1.78	1.75
121	3.92	3.07	2.68	2.45	2.29	2.17	2.09	2.02	1.96	1.91	1.87	1.83	1.80	1.77	1.75
122	3.92	3.07	2.68	2.45	2.29	2.17	2.09	2.02	1.96	1.91	1.87	1.83	1.80	1.77	1.75
123	3.92	3.07	2.68	2.45	2.29	2.17	2.08	2.01	1.96	1.91	1.87	1.83	1.80	1.77	1.75
124	3.92	3.07	2.68	2.44	2.29	2.17	2.08	2.01	1.96	1.91	1.87	1.83	1.80	1.77	1.75
125	3.92	3.07	2.68	2.44	2.29	2.17	2.08	2.01	1.96	1.91	1.87	1.83	1.80	1.77	1.75
126	3.92	3.07	2.68	2.44	2.29	2.17	2.08	2.01	1.95	1.91	1.87	1.83	1.80	1.77	1.75
127	3.92	3.07	2.68	2.44	2.29	2.17	2.08	2.01	1.95	1.91	1.86	1.83	1.80	1.77	1.75
128	3.92	3.07	2.68	2.44	2.29	2.17	2.08	2.01	1.95	1.91	1.86	1.83	1.80	1.77	1.75
129	3.91	3.07	2.67	2.44	2.28	2.17	2.08	2.01	1.95	1.90	1.86	1.83	1.80	1.77	1.74
130	3.91	3.07	2.67	2.44	2.28	2.17	2.08	2.01	1.95	1.90	1.86	1.83	1.80	1.77	1.74
131	3.91	3.07	2.67	2.44	2.28	2.17	2.08	2.01	1.95	1.90	1.86	1.83	1.80	1.77	1.74
132	3.91	3.06	2.67	2.44	2.28	2.17	2.08	2.01	1.95	1.90	1.86	1.83	1.79	1.77	1.74
133	3.91	3.06	2.67	2.44	2.28	2.17	2.08	2.01	1.95	1.90	1.86	1.83	1.79	1.77	1.74
134	3.91	3.06	2.67	2.44	2.28	2.17	2.08	2.01	1.95	1.90	1.86	1.83	1.79	1.77	1.74
135	3.91	3.06	2.67	2.44	2.28	2.17	2.08	2.01	1.95	1.90	1.86	1.82	1.79	1.77	1.74

Lampiran 18 Acuan 1 Dollah = Rupiah

Tahun	Dollar	Rupiah
2019	1	13.880
2020	1	14.529
2021	1	14.262

Lampiran 19 SK Dosen Pembimbing



Fakultas Ekonomi
dan Bisnis

Surabaya, 22 November 2022

Nomor : 455/II.3.AU/FEB/A/2022

Lamp. : -

Hal : **Dosen Pembimbing Utama dan Pembimbing Pendamping**

Kepada Yth,

1. Dr. Didin Fatihudin, SE., M.Si
2. Budi Wahyu Mahardhika, SE., MM

Assalamu'alaikum Wr. Wb.

Sehubungan dengan telah dipenuhinya persyaratan penulisan skripsi, sebagai mana diatur dalam :

1. Peraturan Rektor no:566.1/PRN/II.3.AU.F/2014-03.09.2014, tentang pedoman Akademik Tahun 2014/2015 Universitas Muhammadiyah Surabaya, perihal penilaian hasil belajar point 4.5 (Tugas Akhir)
2. Surat Keputusan Dekan Fakultas Ekonomi & Bisnis UMSurabaya No:68/II.3.AU/A/Fak. Ekonomi/IX/2013 Tentang Pedoman Akademik Pelaksanaan Pendidikan Program Sarjana (S-1), Bab IV Point C.4 (Prosedur Penilaian Skripsi).

Maka dimohon perkenannya untuk menjadi pembimbing terhadap mahasiswa sebagai berikut :

Nama : Faidatul Mukarromah
NIM : 20191221107
Prodi : Manajemen
Judul Skripsi : "PENGARUH NET PROFIT MARGIN (NPM), DEBT TO EQUITY RATIO (DER), DAN CURRENT RATIO (CR) TERHADAP HARGA SAHAM PERUSAHAAN PERTAMBANGAN SEKTOR BATUBARA YANG TERDAFTAR DI BURSA EFEK INDONESIA PERIODE TAHUN 2019-2021"

Pembimbing Utama : Dr. Didin Fatihudin, SE., M.Si

Pembimbing Pendamping : Budi Wahyu Mahardhika, SE., MM

Demikian, atas perhatian dan perkenannya disampaikan terima kasih.

Wassalamu'alaikum Wr. Wb.

Kaprodi Manajemen,



Rina Maretasari, SM., M.SM

Tembusan Yth, (Tanpa Lampiran):

1. Dekan.
2. Kaprodi Manajemen.
3. Mahasiswa Yang Bersangkutan.

Lampiran 20 Berita Acara Bimbingan Skripsi

Kartu Kendali Bimbingan Skripsi UNIVERSITAS MUHAMMADIYAH SURABAYA

Tahun semester	: Ganjil 2022/2023	Prodi	: S1 Manajemen
NIM	: 20191221107	Pembimbing 1	: Didin Fathudin
Nama Mahasiswa	: FAIDATUL MUKARROMAH	Pembimbing 2	: Andi Wardhana

No.	Tanggal	Topik	Saran / Komentar	Pembimbing
1	2022-11-30	Konsultasi judul skripsi	Membuat draf dari judul penelitian dan disarankan mencari riset jurnal nasional dan internasional	Didin Fathudin
2	2022-12-28	Konsultasi judul	Variabel langsung disebutkan, penambahan variabel, penggantian objek penelitian	Didin Fathudin
3	2023-01-23	ACC Judul skripsi	Menyetujui objek penelitian dan memulai bab 1	Didin Fathudin
4	2023-03-13	ACC Judul	Lanjut penyusunan pendahuluan	Andi Wardhana
5	2023-03-16	BAB 1	Perbaikan pendahuluan + Deskriptif	Andi Wardhana
6	2023-03-20	BAB 1	Penambahan GAP Penelitian	Didin Fathudin
7	2023-03-30	BAB 1	Mencari rill data revis tulisan-tulisan typo	Andi Wardhana
8	2023-04-04	BAB 1	Penambahan tabel harga saham	Didin Fathudin
9	2023-04-10	BAB 2	Mencari grandteory dari penelitian perbaikan penulisan typo	Andi Wardhana
10	2023-04-15	BAB 2	Penulisan Bhs Inggris miring, mengutip dari buku metpen	Didin Fathudin
11	2023-05-08	BAB 2	Perbaikan penulisan sumber referensi	Didin Fathudin
12	2023-05-25	Bab 3	Membuat regulasi dan perbaikan penulisan	Andi Wardhana
13	2023-05-30	BAB 3	Revisi kerangka penelitian, memasukkan daftar pustaka	Didin Fathudin
14	2023-06-06	ACC SEMPRO		Didin Fathudin
15	2023-06-06	ACC SEMPRO		Andi Wardhana
16	2023-08-14	Revisi Sempro	Menyetujui revisi + lanjut bab 4	Andi Wardhana
17	2023-08-21	BAB 4	Perbaikan data dan typo tulisan	Andi Wardhana
18	2023-09-07	BAB 4	Perbaikan hasil data	Andi Wardhana
19	2023-09-21	BAB 4	Perbaikan pembahasan hasil statistik	Andi Wardhana
20	2023-09-26	Perbaikan Sempro	Menyetujui revisi sempro dan lanjut olah data bab 4	Didin Fathudin
21	2023-10-03	BAB 4	Revisi data dan typo tulisan	Didin Fathudin
22	2023-10-12	BAB 4	Revisi daftar pustaka dan lanjut bab 5	Didin Fathudin
23	2023-10-16	BAB 4&5	Penambahan hasil pembahasan	Didin Fathudin
24	2023-10-18	ACC SIDANG SKRIPSI		Didin Fathudin
25	2023-11-02	BAB 4	Revisi pembahasan hasil uji T dan lanjut bab 5	Andi Wardhana
26	2023-11-06	ACC SIDANG SKRIPSI		Andi Wardhana

Lampiran 21 Daftar Perbaikan Skripsi



UNIVERSITAS MUHAMMADIYAH SURABAYA

Jl Sutorejo No 59 Surabaya

PANITIA UJIAN SKRIPSI STRATA - 1 (S-1)

FAKULTAS EKONOMI DAN BISNIS

DAFTAR PERBAIKAN SKRIPSI

Nama Mahasiswa : Faidatul Mukarromah
 NIM : 20191221107
 Program Studi : MANAJEMEN
 Hari/Tanggal : Selasa, 11 Desember 2023

Kami telah menyetujui perbaikan/refisi atas skripsi mahasiswa tersebut diatas

Nama Penguji	Tanda Tangan	Tanggal
Rieska Maharani, SE., MM		11/12/23
Dr. Didin Fatihudin, SE., M.Si		11/12/23
Budi Wahyu Mahardhika, SE., MM		11/12/2023

Catatan

Setiap Mahasiswa membuat rangkap 3

Lampiran 22 Endorsement Letter



Pusat
Bahasa

ENDORSEMENT LETTER

1209/PB-UMS/EL/XII/2023

This letter is to certify that the abstract of the thesis below

Title : The Influence of *Net Profit Margin* (NPM), Debt to Equity Ratio (DER), and *Current Ratio* (CR) towards the Stock Prices of the Coal Sector Mining Company Listed on the Indonesia Stock Exchange for The Period of the Year 2019-2021

Student's name : Faidatul Mukarromah


Student's ID Number : 20191221107

Department : Management, Undergraduate, Faculty of Economics and Business, Universitas Muhammadiyah Surabaya, Indonesia

has been endorsed by Pusat Bahasa *UMSurabaya* for further approval by the examining committee of the faculty.

Surabaya, December 20, 2023

Chair person,



Dr. Waode Hamsia, M.Pd

Lampiran 23 Surat Keterangan Bukti Bebas Plagiasi



Perpustakaan



FM-009 PERPUS-07

SURAT KETERANGAN BUKTI BEBAS PLAGIASI

Naskah tugas akhir / skripsi / karya tulis / tesis*) yang diserahkan atas :

N a m a : Faidatul Mukarromah
 N I M : 20191221107
 Fakultas/Prodi : Fakultas Ekonomi (S1) Manajemen
 Alamat : Tanjung bumi, Bangkalan
 Judul : PENGARUH NET PROFIT MARGIN (NPM), DEBT TO EQUITY RATIO (DER), DAN CURRENT RATIO (CR) TERHADAP HARGA SAHAM PERUSAHAAN PERTAMBANGAN SEKTOR BATUBARA YANG TERDAFTAR DI BURSA EFEK INDONESIA PERIODE TAHUN 2019-2021
 telah **diserahkan dan memenuhi kriteria** batas maksimal yang sudah ditentukan.

Petugas perpustakaan

Putri Rokhmawati

Surabaya, 22 Desember 2023

Mahasiswa

Faidatul Mukarromah

Mengetahui,
Kepala Perpustakaan

Drs. Yarno, M.Pd.

***) DILARANG KERAS MENYEBARLUASKAN FORM INI**